



CLASSIC & JAGUAR RACE MEETING

Oulton Park International Circuit

9th August 2008



Results Provided by Timing Solutions Ltd
www.tsl-timing.com

Lenham Cars MG Midget Challenge

QUALIFYING - RACE 1 - CLASSIFICATION

POS	NO	CL	NAME	ENTRY	TIME	ON	LAPS	GAP	DIFF	MPH
1	61	A	William SMALLRIDGE	MG Midget 1460	2:18.831	1	6			69.80
2	7	B	Peter COLLINSON	MG Midget 1380	2:23.659	1	4	4.828	4.828	67.46
3	75	A	John THACKER	MG Midget 1460	2:23.871	5	5	5.040	0.212	67.36
4	63	A	Gil DUFFY	MG Midget 1460	2:24.273	1	3	5.442	0.402	67.17
5	65	A	Martin MORRIS	MG Midget 1460	2:25.291	2	4	6.460	1.018	66.70
6	69	A	John HELME	MG Midget 1460	2:26.530	2	5	7.699	1.239	66.13
7	66	A	Tim STORRAR	Austin Healey Sprite 1460	2:26.996	1	4	8.165	0.466	65.92
8	3	B	Adrian MOORE	Austin Healey Sprite 1380	2:27.274	5	5	8.443	0.278	65.80
9	1	B	Mark TURNER	Austin Healey Sprite 1380	2:27.886	5	5	9.055	0.612	65.53
10	2	B	Dominic MOONEY	Austin Healey Sprite 1380	2:28.429	2	4	9.598	0.543	65.29
11	64	A	Richard PERRY	MG Midget 1460	2:28.984	1	3	10.153	0.555	65.04
12	11	B	David JAMES	MG Midget 1380	2:29.155	2	5	10.324	0.171	64.97
13	6	B	Andrew ACTMAN	Austin Healey Sprite 1380	2:29.413	5	5	10.582	0.258	64.86
14	19	B	Nigel PRATT	MG Midget 1380	2:29.530	5	5	10.699	0.117	64.81
15	10	B	Phil ATTWOOD	MG Midget 1380	2:31.105	4	5	12.274	1.575	64.13
16	37	C	Andrew LOWIS	MG Midget 1330	2:31.685	1	5	12.854	0.580	63.89
17	33	C	John COLLINSON	MG Midget 1330	2:32.096	5	5	13.265	0.411	63.71
18	15	B	Jason MEREDITH	MG Midget 1360	2:34.600	1	5	15.769	2.504	62.68
19	4	B	Ian WOODBRIDGE	MG Midget 1380	2:35.406	3	5	16.575	0.806	62.36
20	43	C	Peter MAY	MG Midget 1330	2:41.683	2	5	22.852	6.277	59.94

Weather / Track : Cloudy / Damp

These results are provisional until the conclusion of any judicial and technical matters.

Oulton Park International
Circuit Length = 2.6920 miles
Start: 08:30 End: 08:47

Clerk of Course :		Timekeeper :
-------------------	--	--------------

Lenham Cars MG Midget Challenge

QUALIFYING - RACE 1 - LAP ANALYSIS

1	Mark TURNER		Austin Healey Sprite 1380				
1 -	2:28.166	+ 0.280	8:35:07.183	4 -	2:31.196	+ 3.310	8:42:46.257
2 -	2:31.857	+ 3.971	8:37:39.040	5 -	2:27.886		8:45:14.143
3 -	2:36.021	+ 8.135	8:40:15.061				
2	Dominic MOONEY		Austin Healey Sprite 1380				
1 -	2:41.475	+ 13.046	8:35:21.104	3 -	2:30.347	+ 1.918	8:40:19.880
2 -	2:28.429		8:37:49.533	4 -	2:31.151	+ 2.722	8:42:51.031
3	Adrian MOORE		Austin Healey Sprite 1380				
1 -	2:30.840	+ 3.566	8:35:14.146	4 -	2:30.783	+ 3.509	8:42:43.729
2 -	2:27.911	+ 0.637	8:37:42.057	5 -	2:27.274		8:45:11.003
3 -	2:30.889	+ 3.615	8:40:12.946				
4	Ian WOODBRIDGE		MG Midget 1380				
1 -	2:45.365	+ 9.959	8:35:55.051	4 -	2:38.368	+ 2.962	8:43:49.230
2 -	2:40.405	+ 4.999	8:38:35.456	5 -	2:36.853	+ 1.447	8:46:26.083
3 -	2:35.406		8:41:10.862				
6	Andrew ACTMAN		Austin Healey Sprite 1380				
1 -	2:31.908	+ 2.495	8:35:13.348	4 -	2:32.847	+ 3.434	8:42:49.311
2 -	2:31.593	+ 2.180	8:37:44.941	5 -	2:29.413		8:45:18.724
3 -	2:31.523	+ 2.110	8:40:16.464				
7	Peter COLLINSON		MG Midget 1380				
1 -	2:23.659		8:34:51.887	3 -	2:34.175	+ 10.516	8:39:55.094
2 -	2:29.032	+ 5.373	8:37:20.919	4 -	2:53.724 P	+ 30.065	8:42:48.818
10	Phil ATTWOOD		MG Midget 1380				
1 -	2:41.021	+ 9.916	8:36:03.367	4 -	2:31.105		8:43:42.821
2 -	2:33.885	+ 2.780	8:38:37.252	5 -	2:34.854	+ 3.749	8:46:17.675
3 -	2:34.464	+ 3.359	8:41:11.716				
11	David JAMES		MG Midget 1380				
1 -	2:32.121	+ 2.966	8:35:11.636	4 -	2:31.526	+ 2.371	8:42:53.693
2 -	2:29.155		8:37:40.791	5 -	2:30.029	+ 0.874	8:45:23.722
3 -	2:41.376	+ 12.221	8:40:22.167				
15	Jason MEREDITH		MG Midget 1360				
1 -	2:34.600		8:35:42.684	4 -	2:38.383	+ 3.783	8:43:42.210
2 -	2:43.212	+ 8.612	8:38:25.896	5 -	2:35.480	+ 0.880	8:46:17.690
3 -	2:37.931	+ 3.331	8:41:03.827				
19	Nigel PRATT		MG Midget 1380				
1 -	2:34.664	+ 5.134	8:35:15.350	4 -	2:31.168	+ 1.638	8:42:49.800
2 -	2:30.814	+ 1.284	8:37:46.164	5 -	2:29.530		8:45:19.330
3 -	2:32.468	+ 2.938	8:40:18.632				
33	John COLLINSON		MG Midget 1330				
1 -	2:32.417	+ 0.321	8:35:36.032	4 -	2:33.040	+ 0.944	8:43:16.497
2 -	2:34.104	+ 2.008	8:38:10.136	5 -	2:32.096		8:45:48.593
3 -	2:33.321	+ 1.225	8:40:43.457				
37	Andrew LOWIS		MG Midget 1330				
1 -	2:31.685		8:35:37.656	4 -	2:35.485	+ 3.800	8:43:20.439
2 -	2:33.249	+ 1.564	8:38:10.905	5 -	2:34.436	+ 2.751	8:45:54.875
3 -	2:34.049	+ 2.364	8:40:44.954				
43	Peter MAY		MG Midget 1330				
1 -	2:44.052	+ 2.369	8:36:05.391	4 -	2:43.605	+ 1.922	8:44:15.982
2 -	2:41.683		8:38:47.074	5 -	2:48.649	+ 6.966	8:47:04.631
3 -	2:45.303	+ 3.620	8:41:32.377				

Oulton Park International
Circuit Length = 2.6920 miles
Start: 08:30 End: 08:47

Weather / Track : Cloudy / Damp


Lenham Cars MG Midget Challenge

QUALIFYING - RACE 1 - LAP ANALYSIS

61	William SMALLRIDGE		MG Midget 1460				
1 -	2:18.831		8:34:53.059	4 -	2:20.550	+ 1.719	8:41:58.457
2 -	2:22.946	+ 4.115	8:37:16.005	5 -	2:21.472	+ 2.641	8:44:19.929
3 -	2:21.902	+ 3.071	8:39:37.907	6 -	2:23.142	+ 4.311	8:46:43.071
63	Gil DUFFY		MG Midget 1460				
1 -	2:24.273		8:35:14.621	3 -	2:46.099 P	+ 21.826	8:40:47.874
2 -	2:47.154	+ 22.881	8:38:01.775				
64	Richard PERRY		MG Midget 1460				
1 -	2:28.984		8:35:28.447	3 -	3:01.662 P	+ 32.678	8:40:59.190
2 -	2:29.081	+ 0.097	8:37:57.528				
65	Martin MORRIS		MG Midget 1460				
1 -	2:27.183	+ 1.892	8:35:24.795	3 -	2:29.305	+ 4.014	8:40:19.391
2 -	2:25.291		8:37:50.086	4 -	2:40.613 P	+ 15.322	8:43:00.004
66	Tim STORRAR		Austin Healey Sprite 1460				
1 -	2:26.996		8:35:09.304	3 -	2:27.375	+ 0.379	8:40:04.987
2 -	2:28.308	+ 1.312	8:37:37.612	4 -	2:33.336 P	+ 6.340	8:42:38.323
69	John HELME		MG Midget 1460				
1 -	2:33.627	+ 7.097	8:35:51.494	4 -	2:29.805	+ 3.275	8:43:15.668
2 -	2:26.530		8:38:18.024	5 -	2:26.695	+ 0.165	8:45:42.363
3 -	2:27.839	+ 1.309	8:40:45.863				
75	John THACKER		MG Midget 1460				
1 -	2:40.210	+ 16.339	8:35:55.787	4 -	2:31.950	+ 8.079	8:43:40.198
2 -	2:37.457	+ 13.586	8:38:33.244	5 -	2:23.871		8:46:04.069
3 -	2:35.004	+ 11.133	8:41:08.248				

Lenham Cars MG Midget Challenge

RACE 1 - GRID

ROW 10	2:35.406 4 Ian WOODBRIDGE	2:41.683 43 Peter MAY
ROW 9	2:32.096 33 John COLLINSON	2:34.600 15 Jason MEREDITH
ROW 8	2:31.105 10 Phil ATTWOOD	2:31.685 37 Andrew LOWIS
ROW 7	2:29.413 6 Andrew ACTMAN	2:29.530 19 Nigel PRATT
ROW 6	2:28.984 64 Richard PERRY	2:29.155 11 David JAMES
ROW 5	2:27.886 1 Mark TURNER	2:28.429 2 Dominic MOONEY
ROW 4	2:26.996 66 Tim STORRAR	2:27.274 3 Adrian MOORE
ROW 3	2:25.291 65 Martin MORRIS	2:26.530 69 John HELME
ROW 2	2:23.871 75 John THACKER	2:24.273 63 Gil DUFFY
ROW 1	2:18.831 61 William SMALLRIDGE	2:23.659 7 Peter COLLINSON
Pole		
		

Oulton Park International
Circuit Length = 2.6920 miles

These results are provisional until the conclusion of any judicial and technical matters.

Clerk of Course :

Timekeeper :

Lenham Cars MG Midget Challenge

RACE 1 - CLASSIFICATION AMENDED

POS	NO	CL	NAME	ENTRY	LAPS	TIME	GAP	DIFF	MPH	BEST	ON
1	61	A	William SMALLRIDGE	MG Midget 1460	6	14:33.452			66.57	2:21.245	4
2	65	A	Martin MORRIS	MG Midget 1460	6	14:41.915	8.463	8.463	65.93	2:22.008	5
3	69	A	John HELME	MG Midget 1460	6	14:45.474	12.022	3.559	65.66	2:22.213	4
4	2	B	Dominic MOONEY	Austin Healey Sprite 1380	6	14:47.318	13.866	1.844	65.53	2:21.910	4
5	64	A	Richard PERRY	MG Midget 1460	6	14:49.785	16.333	2.467	65.35	2:21.947	5
6	63	A	Gil DUFFY	MG Midget 1460	6	14:50.566	17.114	0.781	65.29	2:23.647	6
7	7	B	Peter COLLINSON	MG Midget 1380	6	15:01.148	27.696	10.582	64.52	2:24.877	4
8	11	B	David JAMES	MG Midget 1380	6	15:11.896	38.444	10.748	63.76	2:26.476	6
9	1	B	Mark TURNER	Austin Healey Sprite 1380	6	15:13.501	40.049	1.605	63.65	2:22.575	6
10	75	A	John THACKER	MG Midget 1460	6	15:18.980	45.528	5.479	63.27	2:28.549	4
11	66	A	Tim STORRAR	Austin Healey Sprite 1460	6	15:33.312	59.860	14.332	62.30	2:24.998	5
12	10	B	Phil ATTWOOD	MG Midget 1380	6	15:43.246	1:09.794	9.934	61.64	2:28.601	4
13	33	C	John COLLINSON	MG Midget 1330	6	16:08.711	1:35.259	25.465	60.02	2:36.346	6
14	37	C	Andrew LOWIS	MG Midget 1330	6	16:09.655	1:36.203	0.944	59.96	2:37.200	5
15	4	B	Ian WOODBRIDGE	MG Midget 1380	6	16:10.010	1:36.558	0.355	59.94	2:35.060	4
16	19	B	Nigel PRATT	MG Midget 1380	6	16:10.075	1:36.623	0.065	59.94	2:36.803	4
17	15	B	Jason MEREDITH	MG Midget 1360	6	16:33.364	1:59.912	23.289	55.86	2:40.684	3
18	43	C	Peter MAY	MG Midget 1330	5	14:37.686	1 lap	10.322	55.20	2:48.106	2

NOT CLASSIFIED

DNF	6	B	Andrew ACTMAN	Austin Healey Sprite 1380	4	10:23.750	2 laps	1 lap	62.14	2:28.801	4
DNF	3	B	Adrian MOORE	Austin Healey Sprite 1380	3	7:54.674	3 laps	1 lap	61.25	2:32.044	3
DNF	5	B	Ian STAGG	MG Midget 1380	2	5:19.310	4 laps	1 lap	60.70	2:29.036	2

FASTEST LAP

2	B	Dominic MOONEY	Austin Healey Sprite 1380	4	2:21.910	68.29 mph	109.90 kph
33	C	John COLLINSON	MG Midget 1330	6	2:36.346	61.98 mph	99.75 kph
61	A	William SMALLRIDGE	MG Midget 1460	4	2:21.245	68.61 mph	110.42 kph

Weather / Track : Cloudy / Wet

These results are provisional until the conclusion of any judicial and technical matters.

Oulton Park International
Circuit Length = 2.6920 miles
Start: 13:27 End: 13:43

Clerk of Course :

Timekeeper :

Lenham Cars MG Midget Challenge

RACE 1 - LAP CHART

Lap 1			Lap 2			Lap 3			Lap 4			Lap 5		
No	Behind	Laptime	No	Behind	Laptime	No	Behind	Laptime	No	Behind	Laptime	No	Behind	Laptime
61		2:38.175	61		2:24.755	61		2:23.294	61		2:21.245	61		2:21.398
7	1.627	2:39.802	7	4.766	2:27.894	65	6.765	2:23.006	65	8.823	2:23.303	65	9.433	2:22.008
63	2.368	2:40.543	63	4.913	2:27.300	7	8.656	2:27.184	69	9.955	2:22.213	69	11.397	2:22.840
65	6.363	2:44.538	65	7.053	2:25.445	69	8.987	2:24.574	2	10.224	2:21.910	2	12.975	2:24.149
75	6.568	2:44.743	69	7.707	2:23.822	63	9.400	2:27.781	7	12.288	2:24.877	63	18.052	2:27.000
2	6.813	2:44.988	2	8.616	2:26.558	2	9.559	2:24.237	63	12.450	2:24.295	64	18.807	2:21.947
69	8.640	2:46.815	64	12.206	2:25.747	64	11.533	2:22.621	64	18.258	2:27.970	7	20.865	2:29.975
3	9.964	2:48.139	75	15.843	2:34.030	11	23.725	2:28.465	11	29.946	2:27.466	11	36.553	2:28.005
64	11.214	2:49.389	5	16.380	2:29.036	75	25.979	2:33.430	75	33.283	2:28.549	75	41.452	2:29.567
1	11.853	2:50.028	11	18.554	2:30.729	3	28.450	2:32.044	6	36.281	2:28.801	1	42.059	2:26.295
5	12.099	2:50.274	3	19.700	2:34.491	6	28.725	2:30.826	1	37.162	2:26.666	66	46.406	2:24.998
11	12.580	2:50.755	1	20.952	2:33.854	1	31.741	2:34.083	66	42.806	2:27.103	10	1:04.736	2:28.614
6	13.861	2:52.036	6	21.193	2:32.087	66	36.948	2:27.434	10	57.520	2:28.601	37	1:22.641	2:37.200
37	20.773	2:58.948	66	32.808	2:36.106	37	50.053	2:37.540	37	1:06.839	2:38.031	33	1:23.498	2:37.480
66	21.457	2:59.632	37	35.807	2:39.789	10	50.164	2:35.122	33	1:07.416	2:36.901	19	1:24.204	2:37.245
33	22.074	3:00.249	33	37.893	2:40.574	33	51.760	2:37.161	19	1:08.357	2:36.803	4	1:24.698	2:35.367
10	23.413	3:01.588	10	38.336	2:39.678	19	52.799	2:36.956	4	1:10.729	2:35.060	15	1:45.497	2:42.017
19	24.355	3:02.530	19	39.137	2:39.537	4	56.914	2:40.185	15	1:24.878	2:40.879			
4	25.356	3:03.531	4	40.023	2:39.422	15	1:05.244	2:40.684	43	1:58.263	2:52.654			
15	29.215	3:07.390	15	47.854	2:43.394	43	1:26.854	2:54.640						
43	32.157	3:10.332	43	55.508	2:48.106									

Lenham Cars MG Midget Challenge

RACE 1 - LAP CHART

Lap 6		
No	Behind	Laptime
61		2:24.585
43	1 LAP	2:51.954
65	8.463	2:23.615
69	12.022	2:25.210
2	13.866	2:25.476
64	16.333	2:22.111
63	17.114	2:23.647
7	27.696	2:31.416
11	38.444	2:26.476
1	40.049	2:22.575
75	45.528	2:28.661
66	59.860	2:38.039
10	1:09.794	2:29.643
33	1:35.259	2:36.346
37	1:36.203	2:38.147
4	1:36.558	2:36.445
19	1:36.623	2:37.004

CSCC Tin Tops

QUALIFYING - RACE 2 - CLASSIFICATION

POS	NO	CL	NAME	ENTRY	TIME	ON	LAPS	GAP	DIFF	MPH
1	21	A	DRAYCOTT/ MORRIS	MG ZR 1800	2:22.940	2	10			67.79
2	11	A	TAYLOR / HAMMERSLEY	Honda Civic Type R 1997	2:22.998	2	11	0.058	0.058	67.77
3	56	B	CLARKE / RICHARDSON	BMW Mini Cooper 1598	2:26.361	1	9	3.421	3.363	66.21
4	85	A	AINGE / BROAD	Honda Integra 2000	2:27.009	2	8	4.069	0.648	65.92
5	28	C	James MANSFIELD	Peugeot 205 GTi 1598	2:28.125	7	8	5.185	1.116	65.42
6	54	A	LIVENS / DYBALL	Honda Civic Type R 1998	2:29.190	4	10	6.250	1.065	64.95
7	40	A	COLLINS / CUTTS	Renault Clio 182 2000	2:29.382	2	8	6.442	0.192	64.87
8	49	B	WOODARD / WARD	Alfa Romeo 33 1720	2:31.570	2	8	8.630	2.188	63.93
9	75	A	COX / PARTON	Honda Civic 1800	2:31.666	8	9	8.726	0.096	63.89
10	70	C	SPENCER / SPENCER	Ford Fiesta 1597	2:33.651	2	9	10.711	1.985	63.07
11	36	C	Simon SMITH	Peugeot 106 1600	2:35.386	9	9	12.446	1.735	62.36
12	47	C	Andy YEOMANS	Alfa Romeo 33 1500	2:35.936	2	8	12.996	0.550	62.14
13	51	A	Tom OLEISKY	Ford Fiesta Si 1997	2:37.066	3	5	14.126	1.130	61.70
14	14	B	Nicholas EVANS	MG Maestro 2000	2:38.940	3	6	16.000	1.874	60.97
15	50	A	Matthew HAMMOND	Honda Accord 1997	2:38.972	8	9	16.032	0.032	60.96
16	74	B	JERAM-CROFT / LUCY	MG Maestro 2000	2:39.311	7	7	16.371	0.339	60.83
17	24	C	DRAKE / WYATT	Alfa Romeo Alfasud 1500	2:40.169	9	9	17.229	0.858	60.50
18	5	A	WILLIAMS / SCOTT	Peugeot 206 2000	2:42.700	7	9	19.760	2.531	59.56
19	10	I	Julian GAMMAGE	Honda Accord	2:45.677	2	3	22.737	2.977	58.49
20	65	C	BANTLEMAN / MACVICAR	Volkswagen Polo 1500	2:49.234	6	9	26.294	3.557	57.26
21	3	C	Ernest HAMMOND	Ford Fiesta XR2 1600	2:50.082	5	8	27.142	0.848	56.98
22	16	C	ARTHURS / ROBINSON	Ford Fiesta 1400	2:51.430	7	9	28.490	1.348	56.53
23	4	D	Dorinda WIGNALL	Rover Mini 1300	2:52.039	9	9	29.099	0.609	56.33

Weather / Track : Rain / Wet

These results are provisional until the conclusion of any judicial and technical matters.

Oulton Park International
Circuit Length = 2.6920 miles
Start: 08:55 End: 09:27

Clerk of Course :

Timekeeper :

CSCC Tin Tops

QUALIFYING - RACE 2 - LAP ANALYSIS

3	Ernest HAMMOND		Ford Fiesta XR2 1600			
1 -	2:53.505	+ 3.423	9:01:35.705	5 -	2:50.082	9:13:24.360
2 -	3:12.184	+ 22.102	9:04:47.889	6 -	3:10.300	+ 20.218
3 -	2:54.163	+ 4.081	9:07:42.052	7 -	2:53.157	+ 3.075
4 -	2:52.226	+ 2.144	9:10:34.278	8 -	2:52.496	+ 2.414
4	Dorinda WIGNALL		Rover Mini 1300			
1 -	3:01.754	+ 9.715	9:01:38.768	6 -	2:55.887	+ 3.848
2 -	2:57.554	+ 5.515	9:04:36.322	7 -	2:58.458	+ 6.419
3 -	2:58.011	+ 5.972	9:07:34.333	8 -	2:53.633	+ 1.594
4 -	2:57.909	+ 5.870	9:10:32.242	9 -	2:52.039	9:25:09.839
5 -	2:57.580	+ 5.541	9:13:29.822			
5	WILLIAMS / SCOTT		Peugeot 206 2000			
1 -	2:48.229	+ 5.529	9:01:54.191	6 -	3:58.779	+ 1:16.079
2 -	2:56.238	+ 13.538	9:04:50.429	7 -	2:42.700	9:20:09.217
3 -	3:00.217	+ 17.517	9:07:50.646	8 -	2:44.011	+ 1.311
4 -	2:46.597	+ 3.897	9:10:37.243	9 -	2:45.331	+ 2.631
5 -	2:50.495 P	+ 7.795	9:13:27.738			
10	Julian GAMMAGE		Honda Accord			
1 -	2:58.353	+ 12.676	9:12:38.454	3 -	2:55.337 P	+ 9.660
2 -	2:45.677		9:15:24.131			
						9:18:19.468
11	TAYLOR / HAMMERSLEY		Honda Civic Type R 1997			
1 -	2:24.427 D	+ 1.429	9:00:09.397	7 -	2:30.252	+ 7.254
2 -	2:22.998		9:02:32.395	8 -	2:27.702	+ 4.704
3 -	2:23.044	+ 0.046	9:04:55.439	9 -	2:26.942	+ 3.944
4 -	2:25.340 P	+ 2.342	9:07:20.779	10 -	2:27.630	+ 4.632
5 -	4:08.597	+ 1:45.599	9:11:29.376	11 -	2:26.454	+ 3.456
6 -	2:32.925	+ 9.927	9:14:02.301			
14	Nicholas EVANS		MG Maestro 2000			
1 -	2:50.983	+ 12.043	9:01:34.745	4 -	2:40.807	+ 1.867
2 -	2:40.585	+ 1.645	9:04:15.330	5 -	2:40.327	+ 1.387
3 -	2:38.940		9:06:54.270	6 -	2:40.966	+ 2.026
						9:09:35.077
						9:12:15.404
						9:14:56.370
16	ARTHURS / ROBINSON		Ford Fiesta 1400			
1 -	3:02.745	+ 11.315	9:01:48.542	6 -	2:56.606	+ 5.176
2 -	2:57.518	+ 6.088	9:04:46.060	7 -	2:51.430	9:20:39.221
3 -	2:59.018	+ 7.588	9:07:45.078	8 -	2:54.430	+ 3.000
4 -	3:24.191 P	+ 32.761	9:11:09.269	9 -	2:53.922	+ 2.492
5 -	3:41.916	+ 50.486	9:14:51.185			
21	DRAYCOTT/ MORRIS		MG ZR 1800			
1 -	2:25.049	+ 2.109	9:00:21.187	6 -	2:36.087	+ 13.147
2 -	2:22.940		9:02:44.127	7 -	2:30.443	+ 7.503
3 -	2:23.335	+ 0.395	9:05:07.462	8 -	2:35.631	+ 12.691
4 -	2:30.773 P	+ 7.833	9:07:38.235	9 -	2:42.666	+ 19.726
5 -	3:59.655	+ 1:36.715	9:11:37.890	10 -	2:34.738	+ 11.798
						9:24:37.455
24	DRAKE / WYATT		Alfa Romeo Alfasud 1500			
1 -	3:10.500	+ 30.331	9:01:45.466	6 -	2:46.016	+ 5.847
2 -	2:58.354	+ 18.185	9:04:43.820	7 -	2:46.773	+ 6.604
3 -	2:57.554	+ 17.385	9:07:41.374	8 -	2:43.384	+ 3.215
4 -	3:06.424 P	+ 26.255	9:10:47.798	9 -	2:40.169	9:25:58.667
5 -	4:14.527	+ 1:34.358	9:15:02.325			
28	James MANSFIELD		Peugeot 205 GTi 1598			
1 -	2:47.249	+ 19.124	9:01:31.137	5 -	2:30.281	+ 2.156
2 -	2:35.404	+ 7.279	9:04:06.541	6 -	2:28.715	+ 0.590
3 -	2:34.508	+ 6.383	9:06:41.049	7 -	2:28.125	9:16:39.677
4 -	2:31.507	+ 3.382	9:09:12.556	8 -	2:56.251 P	+ 28.126
						9:19:35.928

Oulton Park International
Circuit Length = 2.6920 miles
Start: 08:55 End: 09:27

Weather / Track : Rain / Wet

CSCC Tin Tops

QUALIFYING - RACE 2 - LAP ANALYSIS

36	Simon SMITH		Peugeot 106 1600				
1 -	2:59.951 P	+ 24.565	9:01:37.976	6 -	2:39.968	+ 4.582	9:15:50.296
2 -	3:19.868	+ 44.482	9:04:57.844	7 -	2:37.365	+ 1.979	9:18:27.661
3 -	2:45.248	+ 9.862	9:07:43.092	8 -	2:36.581	+ 1.195	9:21:04.242
4 -	2:46.772	+ 11.386	9:10:29.864	9 -	2:35.386		9:23:39.628
5 -	2:40.464	+ 5.078	9:13:10.328				
40	COLLINS / CUTTS		Renault Clio 182 2000				
1 -	2:32.011	+ 2.629	9:01:08.857	5 -	2:36.722 P	+ 7.340	9:11:16.749
2 -	2:29.382		9:03:38.239	6 -	6:03.622	+ 3:34.240	9:17:20.371
3 -	2:30.583	+ 1.201	9:06:08.822	7 -	2:46.822 P	+ 17.440	9:20:07.193
4 -	2:31.205	+ 1.823	9:08:40.027	8 -	6:35.963	+ 4:06.581	9:26:43.156
47	Andy YEOMANS		Alfa Romeo 33 1500				
1 -	2:38.145	+ 2.209	9:01:18.842	5 -	4:50.061	+ 2:14.125	9:14:04.464
2 -	2:35.936		9:03:54.778	6 -	3:06.205	+ 30.269	9:17:10.669
3 -	2:37.284	+ 1.348	9:06:32.062	7 -	2:51.905	+ 15.969	9:20:02.574
4 -	2:42.341 P	+ 6.405	9:09:14.403	8 -	3:07.272 P	+ 31.336	9:23:09.846
49	WOODARD / WARD		Alfa Romeo 33 1720				
1 -	2:35.415	+ 3.845	9:00:43.293	5 -	9:20.558	+ 6:48.988	9:17:45.000
2 -	2:31.570		9:03:14.863	6 -	2:33.646	+ 2.076	9:20:18.646
3 -	2:31.864	+ 0.294	9:05:46.727	7 -	2:54.162	+ 22.592	9:23:12.808
4 -	2:37.715 P	+ 6.145	9:08:24.442	8 -	2:32.221	+ 0.651	9:25:45.029
50	Matthew HAMMOND		Honda Accord 1997				
1 -	2:48.638	+ 9.666	9:01:50.046	6 -	2:42.263	+ 3.291	9:15:27.542
2 -	2:52.139	+ 13.167	9:04:42.185	7 -	2:39.365	+ 0.393	9:18:06.907
3 -	2:42.667	+ 3.695	9:07:24.852	8 -	2:38.972		9:20:45.879
4 -	2:39.565	+ 0.593	9:10:04.417	9 -	2:43.415 P	+ 4.443	9:23:29.294
5 -	2:40.862	+ 1.890	9:12:45.279				
51	Tom OLEISKY		Ford Fiesta Si 1997				
1 -	2:53.887	+ 16.821	9:01:40.476	4 -	2:52.700 P	+ 15.634	9:09:50.696
2 -	2:40.454	+ 3.388	9:04:20.930	5 -	12:21.460	+ 9:44.394	9:22:12.156
3 -	2:37.066		9:06:57.996				
54	LIVENS / DYBALL		Honda Civic Type R 1998				
1 -	2:32.004	+ 2.814	9:00:35.146	6 -	2:36.601	+ 7.411	9:13:14.137
2 -	2:29.620	+ 0.430	9:03:04.766	7 -	2:33.382 P	+ 4.192	9:15:47.519
3 -	2:29.577	+ 0.387	9:05:34.343	8 -	4:08.225	+ 1:39.035	9:19:55.744
4 -	2:29.190		9:08:03.533	9 -	2:42.740	+ 13.550	9:22:38.484
5 -	2:34.003	+ 4.813	9:10:37.536	10 -	2:47.860	+ 18.670	9:25:26.344
56	CLARKE / RICHARDSON		BMW Mini Cooper 1598				
1 -	2:26.361		9:00:09.398	6 -	3:59.344	+ 1:32.983	9:15:00.271
2 -	2:30.898	+ 4.537	9:02:40.296	7 -	2:41.337	+ 14.976	9:17:41.608
3 -	2:25.679 P	+ -0.682	9:05:05.975	8 -	2:41.354	+ 14.993	9:20:22.962
4 -	3:06.089	+ 39.728	9:08:12.064	9 -	2:43.275	+ 16.914	9:23:06.237
5 -	2:48.863 P	+ 22.502	9:11:00.927				
65	BANTLEMAN / MACVICAR		Volkswagen Polo 1500				
1 -	2:51.652	+ 2.418	9:01:08.296	6 -	2:49.234		9:16:41.723
2 -	2:51.371	+ 2.137	9:03:59.667	7 -	2:50.474	+ 1.240	9:19:32.197
3 -	2:55.142	+ 5.908	9:06:54.809	8 -	2:49.955	+ 0.721	9:22:22.152
4 -	3:04.669 P	+ 15.435	9:09:59.478	9 -	2:49.463	+ 0.229	9:25:11.615
5 -	3:53.011	+ 1:03.777	9:13:52.489				
70	SPENCER / SPENCER		Ford Fiesta 1597				
1 -	2:39.588	+ 5.937	9:00:49.508	6 -	4:17.236	+ 1:43.585	9:15:52.722
2 -	2:33.651		9:03:23.159	7 -	2:40.019	+ 6.368	9:18:32.741
3 -	2:36.192	+ 2.541	9:05:59.351	8 -	2:37.421	+ 3.770	9:21:10.162
4 -	2:44.816	+ 11.165	9:08:44.167	9 -	2:49.355 P	+ 15.704	9:23:59.517

Oulton Park International
Circuit Length = 2.6920 miles
Start: 08:55 End: 09:27

Weather / Track : Rain / Wet


CSCC Tin Tops

QUALIFYING - RACE 2 - LAP ANALYSIS

5 -	2:51.319 P	+ 17.668	9:11:35.486			
74	JERAM-CROFT / LUCY		MG Maestro 2000			
1 -	3:04.435	+ 25.124	9:01:47.649	5 -	4:20.436	+ 1:41.125
2 -	2:56.987	+ 17.676	9:04:44.636	6 -	2:42.677	+ 3.366
3 -	2:50.514	+ 11.203	9:07:35.150	7 -	2:39.311	
4 -	3:01.672 P	+ 22.361	9:10:36.822			9:20:19.246
75	COX / PARTON		Honda Civic 1800			
1 -	2:46.034	+ 14.368	9:01:28.886	6 -	2:43.371	+ 11.705
2 -	2:35.832	+ 4.166	9:04:04.718	7 -	2:32.291	+ 0.625
3 -	2:37.067	+ 5.401	9:06:41.785	8 -	2:31.666	
4 -	2:45.998 P	+ 14.332	9:09:27.783	9 -	2:42.776 P	+ 11.110
5 -	4:14.258	+ 1:42.592	9:13:42.041			9:24:12.145
85	AINGE / BROAD		Honda Integra 2000			
1 -	2:36.701	+ 9.692	9:01:35.515	5 -	2:34.668	+ 7.659
2 -	2:27.009		9:04:02.524	6 -	2:37.023	+ 10.014
3 -	2:34.232 P	+ 7.223	9:06:36.756	7 -	2:37.637 P	+ 10.628
4 -	4:38.078	+ 2:11.069	9:11:14.834	8 -	4:09.603	+ 1:42.594

CSCC Tin Tops

RACE 2 - GRID Amended

ROW 12	2:52.039 4 Dorinda WIGNALL	
ROW 11	2:50.082 3 Ernest HAMMOND	2:51.430 16 ARTHURS / ROBINSON
ROW 10	2:45.677 10 Julian GAMMAGE	2:49.234 65 BANTLEMAN / MACVICAR
ROW 9	2:40.169 24 DRAKE / WYATT	2:42.700 5 WILLIAMS / SCOTT
ROW 8	2:38.972 50 Matthew HAMMOND	2:39.311 74 JERAM-CROFT / LUCY
ROW 7	2:37.066 51 Tom OLEISKY	2:38.940 14 Nicholas EVANS
ROW 6	2:35.386 36 Simon SMITH	2:35.936 47 YEOMANS / EDWARDS
ROW 5	2:31.666 75 COX / PARTON	2:33.651 70 SPENCER / SPENCER
ROW 4	2:29.382 40 COLLINS / CUTTS	2:31.570 49 WOODARD / WARD
ROW 3	2:28.125 28 James MANSFIELD	2:29.190 54 LIVENS / DYBALL
ROW 2	2:26.361 56 CLARKE / RICHARDSON	2:27.009 85 AINGE / BROAD
ROW 1	2:22.940 21 DRAYCOTT/MORRIS	2:22.998 11 TAYLOR / HAMMERSLEY
Pole		
		

Car 10 included on grid

Oulton Park International
Circuit Length = 2.6920 miles

These results are provisional until the conclusion of any judicial and technical matters.

Clerk of Course :		Timekeeper :

CSCC Tin Tops

RACE 2 - CLASSIFICATION

POS	NO	CL	NAME	ENTRY	LAPS	TIME	GAP	DIFF	MPH	BEST	ON
1	11	A	TAYLOR / HAMMERSLEY	Honda Civic Type R 1997	15	41:08.255			58.89	2:24.115	12
2	56	B	CLARKE / RICHARDSON	BMW Mini Cooper 1598	15	41:55.117	46.862	46.862	57.79	2:26.969	3
3	75	A	COX / PARTON	Honda Civic 1800	15	42:05.546	57.291	10.429	57.55	2:24.046	15
4	49	B	WOODARD / WARD	Alfa Romeo 33 1720	15	42:12.192	1:03.937	6.646	57.40	2:27.783	15
5	54	A	LIVENS / DYBALL	Honda Civic Type R 1998	15	42:19.408	1:11.153	7.216	57.24	2:28.561	7
6	21	A	DRAYCOTT/ MORRIS	MG ZR 1800	15	42:20.750	1:12.495	1.342	57.21	2:24.201	7
7	85	A	AINGE / BROAD	Honda Integra 2000	15	42:24.976	1:16.721	4.226	57.12	2:25.814	15
8	50	A	Matthew HAMMOND	Honda Accord 1997	15	42:37.784	1:29.529	12.808	56.83	2:31.438	13
9	28	C	James MANSFIELD	Peugeot 205 GTi 1598	15	42:53.107	1:44.852	15.323	56.49	2:30.222	14
10	40	A	COLLINS / CUTTS	Renault Clio 182 2000	15	43:05.215	1:56.960	12.108	56.23	2:29.410	7
11	70	C	SPENCER / SPENCER	Ford Fiesta 1597	15	43:07.090	1:58.835	1.875	56.19	2:32.103	13
12	47	C	YEOMANS / EDWARDS	Alfa Romeo 33 1500	15	43:44.546	2:36.291	37.456	55.38	2:37.322	7
13	24	C	DRAKE / WYATT	Alfa Romeo Alfasud 1500	14	41:23.814	1 lap	1 lap	54.62	2:35.565	12
14	5	A	WILLIAMS / SCOTT	Peugeot 206 2000	14	42:40.964	1 lap	1:17.150	52.97	2:30.938	12
15	36	C	Simon SMITH	Peugeot 106 1600	14	42:43.162	1 lap	2.198	52.93	2:45.121	12
16	14	B	Nicholas EVANS	MG Maestro 2000	14	42:49.094	1 lap	5.932	52.81	2:39.916	12
17	16	C	ARTHURS / ROBINSON	Ford Fiesta 1400	13	41:24.612	2 laps	1 lap	50.70	2:57.979	9
18	51	A	Tom OLEISKY	Ford Fiesta Si 1997	13	42:45.420	2 laps	1:20.808	49.10	2:37.053	9

NOT CLASSIFIED

<i>DNF</i>	3	C	Ernest HAMMOND	Ford Fiesta XR2 1600	9	28:19.729	6 laps	4 laps	51.31	2:52.714	8
<i>DNF</i>	65	C	BANTLEMAN / MACVICAR	Volkswagen Polo 1500	1	3:14.773	14 laps	8 laps	49.75	3:14.773	1
<i>DNF</i>	4	D	Dorinda WIGNALL	Rover Mini 1300	3	9:15.314	12 laps	0.000	52.35	2:58.108	2
<i>DNF</i>	10	I	Julian GAMMAGE	Honda Accord	5	18:42.617	10 laps	0.000	43.16	2:51.299	2

FASTEST LAP

28	C	James MANSFIELD	Peugeot 205 GTi 1598	14	2:30.222	64.51 mph	103.82 kph
75	A	COX / PARTON	Honda Civic 1800	15	2:24.046	67.27 mph	108.27 kph
56	B	CLARKE / RICHARDSON	BMW Mini Cooper 1598	3	2:26.969	65.94 mph	106.12 kph
4	D	Dorinda WIGNALL	Rover Mini 1300	2	2:58.108	54.41 mph	87.56 kph
10	I	Julian GAMMAGE	Honda Accord	2	2:51.299	56.57 mph	91.04 kph

Car 85 20 sec penalty missing stop go penalty.

Weather / Track : Cloudy / Damp

These results are provisional until the conclusion of any judicial and technical matters.

Oulton Park International
Circuit Length = 2.6920 miles
Start: 13:55 End: 14:40

Clerk of Course :

Timekeeper :

CSCC Tin Tops

RACE 2 - LAP CHART

Lap 1			Lap 2			Lap 3			Lap 4			Lap 5		
No	Behind	Laptime	No	Behind	Laptime	No	Behind	Laptime	No	Behind	Laptime	No	Behind	Laptime
21		2:36.592	21		2:24.461	21		2:24.754	21		3:20.604	21		4:10.808
11	1.607	2:38.199	11	1.911	2:24.765	11	2.197	2:25.040	11	0.908	3:19.315	56	1.250	4:10.191
56	7.353	2:43.945	56	10.428	2:27.536	56	12.643	2:26.969	56	1.867	3:09.828	11	1.251	4:11.151
85	9.091	2:45.683	85	15.501	2:30.871	85	21.966	2:31.219	85	2.898	3:01.536	85	2.724	4:10.634
28	12.400	2:48.992	54	20.823	2:32.724	54	27.773	2:31.704	54	4.012	2:56.843	54	3.866	4:10.662
54	12.560	2:49.152	28	22.380	2:34.441	40	29.762	2:31.783	40	4.916	2:55.758	40	4.903	4:10.795
40	13.841	2:50.433	40	22.733	2:33.353	75	30.606	2:31.914	75	7.531	2:57.529	75	6.479	4:09.756
75	14.585	2:51.177	75	23.446	2:33.322	28	31.776	2:34.150	10	1 LAP	4:47.249	10	1 LAP	4:09.324
70	18.292	2:54.884	49	28.871	2:34.533	49	39.570	2:35.453	28	10.186	2:59.014	28	9.010	4:09.632
49	18.799	2:55.391	70	31.853	2:38.022	70	43.430	2:36.331	49	11.706	2:52.740	49	10.362	4:09.464
51	20.091	2:56.683	51	35.850	2:40.220	51	49.334	2:38.238	70	13.150	2:50.324	70	12.082	4:09.740
47	22.953	2:59.545	47	37.743	2:39.251	47	50.802	2:37.813	51	15.515	2:46.785	51	13.190	4:08.483
50	23.696	3:00.288	50	39.895	2:40.660	50	52.273	2:37.132	47	17.626	2:47.428	47	14.377	4:07.559
5	24.113	3:00.705	36	54.078	2:48.597	14	1:13.729	2:43.478	50	18.464	2:46.795	50	14.999	4:07.343
36	29.942	3:06.534	14	55.005	2:48.630	36	1:18.585	2:49.261	5	1 LAP	4:46.391	5	1 LAP	4:07.703
14	30.836	3:07.428	10	1:07.270	2:51.299	3	1:40.786	2:58.182	14	42.482	2:49.357	14	18.386	3:46.712
65	38.181	3:14.773	3	1:07.358	2:52.808	4	1:49.507	2:58.855	36	49.012	2:51.031	36	19.571	3:41.367
3	39.011	3:15.603	4	1:15.406	2:58.108	16	1:53.665	2:58.864	3	1:30.096	3:09.914	3	21.338	3:02.050
10	40.432	3:17.024	5	1:19.201	3:19.549	24	1:55.355	2:59.219	16	1:38.888	3:05.827	16	31.650	3:03.570
4	41.759	3:18.351	16	1:19.555	3:00.662				24	1:40.382	3:05.631	24	33.549	3:03.975
16	43.354	3:19.946	24	1:20.890	3:00.254									
24	45.097	3:21.689												

Car 85 20 sec penalty missing stop go penalty.

Weather / Track : Cloudy / Damp

www.tsl-timing.com

Oulton Park International
Circuit Length = 2.6920 miles
Start: 13:55 End: 14:40

CSCC Tin Tops

RACE 2 - LAP CHART

Lap 6			Lap 7			Lap 8			Lap 9			Lap 10		
No	Behind	Laptime	No	Behind	Laptime	No	Behind	Laptime	No	Behind	Laptime	No	Behind	Laptime
21		3:36.405	21		2:24.201	21		2:26.820	85		2:29.604	56		2:26.752
56	0.465	3:35.620	85	3.471	2:27.032	85	2.965	2:26.314	56	2.102	2:28.774	36	1 LAP	4:13.089
85	0.640	3:34.321	56	4.973	2:28.709	56	5.897	2:27.744	16	1 LAP	4:00.062	11	27.231	2:24.343
54	1.092	3:33.631	54	5.452	2:28.561	54	8.302	2:29.670	40	18.777	2:37.741	5	1 LAP	2:31.157
40	2.733	3:34.235	40	7.942	2:29.410	40	13.605	2:32.483	11	31.742	2:25.227	16	1 LAP	2:57.979
75	4.148	3:34.074	75	9.352	2:29.405	75	18.547	2:36.015	50	35.842	2:32.401	51	54.104	2:37.053
10	1 LAP	3:37.721	49	26.510	2:39.427	70	34.089	2:33.246	5	1 LAP	2:32.822	54	1:09.480	2:33.948
28	11.232	3:38.627	70	27.663	2:39.508	50	36.010	2:33.946	51	45.905	2:37.053	14	1:19.675	2:42.711
49	11.284	3:37.327	47	28.520	2:37.322	11	39.084	2:25.897	54	1:04.386	3:28.653 P	85	1:20.482	3:49.336 P
70	12.356	3:36.679	50	28.884	2:36.828	51	41.421	2:37.484	14	1:05.818	2:43.646	49	1:21.342	2:31.821
51	14.195	3:37.410	51	30.757	2:40.763	47	41.960	2:40.260	49	1:18.375	2:32.501	75	1:22.364	2:30.289
47	15.399	3:37.427	5	1 LAP	2:37.264	5	1 LAP	2:37.750	21	1:20.284	3:52.853 P	21	1:23.470	2:32.040
50	16.257	3:37.663	11	40.007	2:30.135	14	54.741	2:41.441	75	1:20.929	3:34.951 P	50	1:28.021	3:21.033 P
5	1 LAP	3:37.730	14	40.120	2:43.094	36	1:13.035	2:52.555	70	1:37.851	3:36.331 P	70	1:41.825	2:32.828
14	21.227	3:39.246	36	47.300	2:48.869	49	1:18.443	3:18.753 P	28	1:46.112	2:33.977	28	1:50.847	2:33.589
36	22.632	3:39.466	16	1:15.287	3:07.676	28	1:44.704	2:37.102	47	1:57.117	3:47.726 P	40	1:53.249	4:03.326 P
3	26.186	3:41.253	3	1:27.820	3:25.835	3	1:53.714	2:52.714	24	2:18.997	2:38.087	47	2:06.700	2:38.437
16	31.812	3:36.567	28	1:34.422	3:47.391 P	24	2:13.479	2:38.650	3	2:22.515	3:01.370	24	2:27.576	2:37.433
11	34.073	4:09.227 P	24	2:01.649	3:50.093 P									
24	35.757	3:38.613												

Car 85 20 sec penalty missing stop go penalty.

Weather / Track : Cloudy / Damp

Oulton Park International
Circuit Length = 2.6920 miles
Start: 13:55 End: 14:40

CSCC Tin Tops

RACE 2 - LAP CHART

Lap 11			Lap 12			Lap 13			Lap 14			Lap 15		
No	Behind	Laptime	No	Behind	Laptime	No	Behind	Laptime	No	Behind	Laptime	No	Behind	Laptime
11		2:26.526	11		2:24.115	11		2:25.714	11		2:28.621	11		2:29.980
36	1 LAP	2:47.796	56	39.813	2:33.298	56	45.963	2:31.864	24	1 LAP	2:36.360	24	1 LAP	2:39.395
5	1 LAP	2:35.096 P	36	1 LAP	2:46.786	36	1 LAP	2:45.121	56	47.449	2:30.107	16	2 LAPS	3:05.918
56	30.630	3:24.387 P	54	1:00.583	2:33.160	85	1:02.120	2:26.390	85	1:00.887	2:27.388	56	46.862	2:29.393
51	39.761	2:39.414	85	1:01.444	2:29.926	75	1:04.349	2:27.913	75	1:03.225	2:27.497	85	56.721	2:25.814
54	51.538	2:35.815	75	1:02.150	2:30.081	49	1:06.772	2:29.128	49	1:06.134	2:27.983	75	57.291	2:24.046
16	1 LAP	3:02.126	49	1:03.358	2:29.326	54	1:07.954	2:33.085	51	2 LAPS	7:46.757	49	1:03.937	2:27.783
85	55.633	2:28.908	14	1 LAP	5:02.989	21	1:11.315	2:30.051	54	1:09.575	2:30.242	54	1:11.153	2:31.558
75	56.184	2:27.577	21	1:06.978	2:29.887	14	1 LAP	2:39.916	21	1:11.082	2:28.388	21	1:12.495	2:31.393
49	58.147	2:30.562	5	1 LAP	3:14.689	5	1 LAP	2:30.938	36	1 LAP	2:45.305	50	1:29.529	2:31.604
21	1:01.206	2:31.493	50	1:18.551	2:32.192	50	1:24.275	2:31.438	50	1:27.905	2:32.251	5	1 LAP	2:33.065
50	1:10.474	2:36.210	16	1 LAP	3:04.773	28	1:42.727	2:31.005	5	1 LAP	2:36.105	36	1 LAP	2:47.385
28	1:30.119	2:33.029	28	1:37.436	2:31.432	70	1:46.780	2:32.103	14	1 LAP	2:40.455	51	2 LAPS	2:59.077
70	1:32.118	2:44.050	70	1:40.391	2:32.388	40	1:49.531	2:32.569	28	1:44.328	2:30.222	14	1 LAP	2:39.991
40	1:34.646	2:35.154	40	1:42.676	2:32.145	16	1 LAP	3:00.642	70	1:52.255	2:34.096	28	1:44.852	2:30.504
47	1:50.627	2:37.684	47	2:04.789	2:38.277	47	2:17.165	2:38.090	40	1:55.057	2:34.147	40	1:56.960	2:31.883
24	2:12.669	2:38.850	24	2:24.119	2:35.565				47	2:27.630	2:39.086	70	1:58.835	2:36.560
												47	2:36.291	2:38.641

Car 85 20 sec penalty missing stop go penalty.

Weather / Track : Cloudy / Damp

www.tsl-timing.com

Page 3 of 3

Oulton Park International
Circuit Length = 2.6920 miles
Start: 13:55 End: 14:40

Printed - 14.43 Saturday, 09 August 2008

Mono Championship (1800, 1600, 1200F and 1200S)
QUALIFYING - RACE 3 - CLASSIFICATION Amended

POS	NO	CL	NAME	ENTRY	TIME	ON	LAPS	GAP	DIFF	MPH
1	23	B	Katherine IMPEY	Jedi MK. 6 1000	2:10.886	4	4			74.04
2	11	B	Steve CAVE	JKS JR08 1000	2:12.339	4	5	1.453	1.453	73.23
3	37	B	Ben ANDERSON	Jedi MK. 6 1000	2:13.192	5	5	2.306	0.853	72.76
4	16	A	Stephen BROOKS	JKS 03 1000	2:16.262	5	5	5.376	3.070	71.12
5	21	B	Geoff JONES	Speads RM02 1000	2:20.221	2	4	9.335	3.959	69.11
6	12	A	David BREWIS	Speads RM06 998	2:21.475	3	4	10.589	1.254	68.50
7	53	C	David Tony DAVIES	Van Diemen Formula Renault 1700	2:22.285	4	4	11.399	0.810	68.11
8	64	D	Jim TIMMS	Van Diemen Formula Ireland 1800	2:24.335	4	4	13.449	2.050	67.14
9	58	C	Ewen SERGISON	Swift SC99K 1600	2:25.249	4	4	14.363	0.914	66.72
10	22	A	Chris WOODHOUSE	Speads RM04 998	2:25.562	1	3	14.676	0.313	66.57
11	24	A	Neil BROWN	Jedi Mk.4 600	2:25.961	4	4	15.075	0.399	66.39
12	1	B	David TILSON	Jedi Mk. 6 1000	2:28.855	3	3	17.969	2.894	65.10
13	69	D	Geoff PASHLEY	Van Diemen RF83 2000	2:29.201	3	3	18.315	0.346	64.95
14	55	C	Tony COTTON	Van Diemen Formula Vauxhall Junior 1600	2:30.218	3	3	19.332	1.017	64.51
15	85	D	Pete BRAGG	Mygale SJ00 1800	2:32.874	2	2	21.988	2.656	63.39
16	74	D	Patrick HUSTON	Swift SC97Z 1800	2:36.155	3	3	25.269	3.281	62.06
17	66	C	David PARKINSON	Reynard FF83 1600	2:36.789	3	3	25.903	0.634	61.81
18	75	C	Dave BRADY	Van Diemen RF88 1600	2:37.825	3	3	26.939	1.036	61.40
19	93	D	Bill JANSON	Jamun 97M 1800	2:38.070	3	3	27.184	0.245	61.31
20	9	D	Douglas MC LAY	Mygale SJ04 1800	2:40.522	3	3	29.636	2.452	60.37
21	59	D	Jock SERGISON	Swift SC982 1800	2:42.528	3	3	31.642	2.006	59.62
22	81	C	Chris ANSTRUTHER	Van Diemen Formula Vauxhall Junior 1600	2:45.181	3	3	34.295	2.653	58.67
23	20	B	Peter COLLIER	OMS 2000M 1000	2:54.146	3	3	43.260	8.965	55.65
24	65	C	Richard EVANS	Lola FF 1600	3:01.965	2	2	51.079	7.819	53.25
25	50	B	Geoffrey COWELL	Jedi MK. 6 998	3:04.823	3	3	53.937	2.858	52.43
26	15	B	Len TURNER	Jedi Mk. 6 998	3:06.876	3	3	55.990	2.053	51.85
27	67	C	Ian HUGHES	Agent DB2 1600	14:28.543	1	1	12:17.657	11:21.667	11.15

Cars 69 Please fit transponders

Weather / Track : Rain / Wet

These results are provisional until the conclusion of any judicial and technical matters.

Oulton Park International
 Circuit Length = 2.6920 miles
 Start: 09:36 End: 10:03

Clerk of Course :	Timekeeper :
-------------------	--------------

Mono Championship (1800, 1600, 1200F and 1200S)

QUALIFYING - RACE 3 - LAP ANALYSIS

1	David TILSON		Jedi Mk. 6 1000			
1 -	15:41.042	+ 13:12.187	9:56:02.194	3 -	2:28.855	10:01:13.360
2 -	2:42.311	+ 13.456	9:58:44.505			
9	Douglas MC LAY		Mygale SJ04 1800			
1 -	14:19.865	+ 11:39.343	9:56:21.633	3 -	2:40.522	10:01:42.908
2 -	2:40.753	+ 0.231	9:59:02.386			
11	Steve CAVE		JKS JR08 1000			
1 -	2:19.038	+ 6.699	9:41:47.669	4 -	2:12.339	10:00:01.745
2 -	13:42.382	+ 11:30.043	9:55:30.051	5 -	2:12.346	+ 0.007 10:02:14.091
3 -	2:19.355	+ 7.016	9:57:49.406			
12	David BREWIS		Speads RM06 998			
1 -	15:08.252	+ 12:46.777	9:55:08.657	3 -	2:21.475	9:59:54.102
2 -	2:23.970	+ 2.495	9:57:32.627	4 -	2:25.948	+ 4.473 10:02:20.050
15	Len TURNER		Jedi Mk. 6 998			
1 -	15:54.344	+ 12:47.468	9:55:45.613	3 -	3:06.876	10:02:03.320
2 -	3:10.831	+ 3.955	9:58:56.444			
16	Stephen BROOKS		JKS 03 1000			
1 -	2:25.853	+ 9.591	9:41:47.766	4 -	2:18.436	+ 2.174 10:00:30.784
2 -	13:57.954	+ 11:41.692	9:55:45.720	5 -	2:16.262	10:02:47.046
3 -	2:26.628	+ 10.366	9:58:12.348			
20	Peter COLLIER		OMS 2000M 1000			
1 -	14:13.277	+ 11:19.131	9:56:01.434	3 -	2:54.146	10:01:55.939
2 -	3:00.359	+ 6.213	9:59:01.793			
21	Geoff JONES		Speads RM02 1000			
1 -	14:26.018	+ 12:05.797	9:55:14.103	3 -	2:20.638	+ 0.417 9:59:54.962
2 -	2:20.221		9:57:34.324	4 -	2:23.405	+ 3.184 10:02:18.367
22	Chris WOODHOUSE		Speads RM04 998			
1 -	2:25.562		9:41:52.993	3 -	2:39.077 P	+ 13.515 9:58:21.347
2 -	13:49.277	+ 11:23.715	9:55:42.270			
23	Katherine IMPEY		Jedi MK. 6 1000			
1 -	15:01.399	+ 12:50.513	9:55:28.570	3 -	2:11.493	+ 0.607 9:59:58.530
2 -	2:18.467	+ 7.581	9:57:47.037	4 -	2:10.886	10:02:09.416
24	Neil BROWN		Jedi Mk.4 600			
1 -	14:51.029	+ 12:25.068	9:55:24.331	3 -	2:31.331	+ 5.370 10:00:27.541
2 -	2:31.879	+ 5.918	9:57:56.210	4 -	2:25.961	10:02:53.502
37	Ben ANDERSON		Jedi MK. 6 1000			
1 -	2:23.333	+ 10.141	9:41:43.198	4 -	2:30.414	+ 17.222 10:00:15.790
2 -	13:46.625	+ 11:33.433	9:55:29.823	5 -	2:13.192	10:02:28.982
3 -	2:15.553	+ 2.361	9:57:45.376			
50	Geoffrey COWELL		Jedi MK. 6 998			
1 -	15:39.050	+ 12:34.227	9:55:53.557	3 -	3:04.823	10:02:06.824
2 -	3:08.444	+ 3.621	9:59:02.001			
53	David Tony DAVIES		Van Diemen Formula Renault 1700			
1 -	2:30.530	+ 8.245	9:42:02.844	3 -	2:33.495	+ 11.210 9:58:20.041
2 -	13:43.702	+ 11:21.417	9:55:46.546	4 -	2:22.285	10:00:42.326
55	Tony COTTON		Van Diemen Formula Vauxhall Junior 1600			
1 -	14:42.769	+ 12:12.551	9:55:31.744	3 -	2:30.218	10:00:42.024

Cars 69 Please fit transponder

Weather / Track : Rain / Wet

www.tsl-timing.com

Page 1 of 2

Oulton Park International
Circuit Length = 2.6920 miles
Start: 09:36 End: 10:03

Printed - 10.04 Saturday, 09 August 2008

Mono Championship (1800, 1600, 1200F and 1200S)

QUALIFYING - RACE 3 - LAP ANALYSIS

2 -	2:40.062	+ 9.844	9:58:11.806			
58	Ewen SERGISON		Swift SC99K 1600			
1 -	2:40.047	+ 14.798	9:42:06.125	3 -	2:45.172	+ 19.923 9:58:36.763
2 -	13:45.466	+ 11:20.217	9:55:51.591	4 -	2:25.249	10:01:02.012
59	Jock SERGISON		Swift SC982 1800			
1 -	14:59.483	+ 12:16.955	9:56:45.066	3 -	2:42.528	10:02:14.590
2 -	2:46.996	+ 4.468	9:59:32.062			
64	Jim TIMMS		Van Diemen Formula Ireland 1800			
1 -	2:32.249	+ 7.914	9:42:23.833	3 -	2:35.501	+ 11.166 9:58:30.113
2 -	13:30.779	+ 11:06.444	9:55:54.612	4 -	2:24.335	10:00:54.448
65	Richard EVANS		Lola FF 1600			
1 -	15:27.414	+ 12:25.449	9:55:54.965	2 -	3:01.965	9:58:56.930
66	David PARKINSON		Reynard FF83 1600			
1 -	14:42.376	+ 12:05.587	9:55:45.242	3 -	2:36.789	10:01:06.450
2 -	2:44.419	+ 7.630	9:58:29.661			
67	Ian HUGHES		Agent DB2 1600			
1 -	14:28.543		9:55:46.256			
69	Geoff PASHLEY		Van Diemen RF83 2000			
1 -	13:14.343	+ 8:02.887	9:55:56.245	2 -	5:11.456	10:01:07.701
74	Patrick HUSTON		Swift SC97Z 1800			
1 -	14:13.084	+ 11:36.929	9:55:53.525	3 -	2:36.155	10:01:12.244
2 -	2:42.564	+ 6.409	9:58:36.089			
75	Dave BRADY		Van Diemen RF88 1600			
1 -	15:09.864	+ 12:32.039	9:55:40.786	3 -	2:37.825	10:01:00.188
2 -	2:41.577	+ 3.752	9:58:22.363			
81	Chris ANSTRUTHER		Van Diemen Formula Vauxhall Junior 1600			
1 -	14:55.907	+ 12:10.726	9:55:42.180	3 -	2:45.181	10:01:23.661
2 -	2:56.300	+ 11.119	9:58:38.480			
85	Pete BRAGG		Mygale SJ00 1800			
1 -	2:40.386	+ 7.512	9:58:39.812	2 -	2:32.874	10:01:12.686
93	Bill JANSON		Jamun 97M 1800			
1 -	16:07.591	+ 13:29.521	9:56:01.561	3 -	2:38.070	10:01:22.447
2 -	2:42.816	+ 4.746	9:58:44.377			

Cars 69 Please fit transponder

Weather / Track : Rain / Wet

www.tsl-timing.com


Page 2 of 2

Oulton Park International
Circuit Length = 2.6920 miles
Start: 09:36 End: 10:03

Printed - 10.04 Saturday, 09 August 2008

Mono Championship (1800, 1600, 1200F and 1200S)

RACE 3 - GRID Amended

ROW 14		14:28.543 67 Ian HUGHES	
ROW 13	3:04.823 50 Geoffrey COWELL		3:06.876 15 Len TURNER
ROW 12		2:54.146 20 Peter COLLIER	3:01.965 65 Richard EVANS
ROW 11	2:42.528 59 Jock SERGISON		2:45.181 81 Chris ANSTRUTHER
ROW 10		2:38.070 93 Bill JANSON	2:40.522 9 Douglas MC LAY
ROW 9	2:36.789 66 David PARKINSON		2:37.825 75 Dave BRADY
ROW 8		2:32.874 85 Pete BRAGG	2:36.155 74 Patrick HUSTON
ROW 7	2:29.201 69 Geoff PASHLEY		2:30.218 55 Tony COTTON
ROW 6		2:25.961 24 Neil BROWN	2:28.855 1 David TILSON
ROW 5	2:25.249 58 Ewen SERGISON		2:25.562 22 Chris WOODHOUSE
ROW 4		2:22.285 53 David Tony DAVIES	2:24.335 64 Jim TIMMS
ROW 3	2:20.221 21 Geoff JONES		2:21.475 12 David BREWIS
ROW 2		2:13.192 37 Ben ANDERSON	2:16.262 16 Stephen BROOKS
ROW 1	2:10.886 23 Katherine IMPEY		2:12.339 11 Steve CAVE
Pole			
			

Oulton Park International
Circuit Length = 2.6920 miles

These results are provisional until the conclusion of any judicial and technical matters.

Clerk of Course :

Timekeeper :

Mono Championship (1800, 1600, 1200F and 1200S)

RACE 3 - CLASSIFICATION AMENDED

POS	NO	CL	NAME	ENTRY	LAPS	TIME	GAP	DIFF	MPH	BEST	ON
1	23	B	Katherine IMPEY	Jedi MK. 6 1000	2	4:27.530			72.45	2:05.179	2
2	11	B	Steve CAVE	JKS JR08 1000	2	4:34.738	7.208	7.208	70.54	2:09.471	2
3	22	A	Chris WOODHOUSE	Speads RM04 998	2	4:35.032	7.502	0.294	70.47	2:09.626	2
4	16	A	Stephen BROOKS	JKS 03 1000	2	4:40.113	12.583	5.081	69.19	2:14.058	2
5	12	A	David BREWIS	Speads RM06 998	2	4:41.400	13.870	1.287	68.87	2:12.831	2
6	21	B	Geoff JONES	Speads RM02 1000	2	4:41.971	14.441	0.571	68.73	2:09.705	2
7	1	B	David TILSON	Jedi Mk. 6 1000	2	4:50.173	22.643	8.202	66.79	2:15.298	2
8	24	A	Neil BROWN	Jedi Mk.4 600	2	4:56.586	29.056	6.413	65.35	2:22.949	2
9	58	C	Ewen SERGISON	Swift SC99K 1600	2	4:59.333	31.803	2.747	64.75	2:20.881	2
10	85	D	Pete BRAGG	Mygale SJ00 1800	2	5:00.248	32.718	0.915	64.55	2:24.025	2
11	55	C	Tony COTTON	Van Diemen Formula Vauxhall Junior 1600	2	5:01.188	33.658	0.940	64.35	2:23.840	2
12	69	D	Geoff PASHLEY	Van Diemen RF83 2000	2	5:01.616	34.086	0.428	64.26	2:23.612	2
13	66	C	David PARKINSON	Reynard FF83 1600	2	5:09.546	42.016	7.930	62.61	2:27.717	2
14	93	D	Bill JANSON	Jamun 97M 1800	2	5:13.044	45.514	3.498	61.91	2:29.131	2
15	75	C	Dave BRADY	Van Diemen RF88 1600	2	5:13.631	46.101	0.587	61.80	2:28.662	2
16	59	D	Jock SERGISON	Swift SC982 1800	2	5:16.500	48.970	2.869	61.24	2:28.793	2
17	9	D	Douglas MC LAY	Mygale SJ04 1800	2	5:18.968	51.438	2.468	60.76	2:30.405	2
18	6	B	Stuart DIGBY	Jedi Mk. 6 1000	2	5:25.156	57.626	6.188	59.61	2:21.421	2
19	81	C	Chris ANSTRUTHER	Van Diemen Formula Vauxhall Junior 1600	2	5:25.867	58.337	0.711	59.48	2:33.544	2
20	53	C	David Tony DAVIES	Van Diemen Formula Renault 1700	2	5:26.115	58.585	0.248	59.43	2:23.346	2
21	15	B	Len TURNER	Jedi Mk. 6 998	2	5:28.965	1:01.435	2.850	58.91	2:33.003	2
22	37	B	Ben ANDERSON	Jedi MK. 6 1000	2	5:29.528	1:01.998	0.563	58.81	2:13.136	2
23	50	B	Geoffrey COWELL	Jedi MK. 6 998	2	5:32.518	1:04.988	2.990	58.29	2:36.868	2
24	67	C	Ian HUGHES	Agent DB2 1600	2	5:33.636	1:06.106	1.118	58.09	2:34.041	2
25	63	D	Rupert READER	Van Diemen Formula Vauxhall Junior 1600	2	5:37.282	1:09.752	3.646	57.46	2:32.351	2
26	20	B	Peter COLLIER	OMS 2000M 1000	2	5:39.084	1:11.554	1.802	57.16	2:37.617	2
27	60	C	Brian JONES	Swift Formula Renault 1721	2	5:43.249	1:15.719	4.165	56.46	2:37.655	2
NOT CLASSIFIED											
DQ	64	D	Jim TIMMS	Van Diemen Formula Ireland 1800	2	5:00.666	33.136		64.46	2:23.810	2
DQ	74	D	Patrick HUSTON	Swift SC97Z 1800	1	2:49.682	1 lap	1 lap	57.11	2:49.682	1
FASTEST LAP											
	23	B	Katherine IMPEY	Jedi MK. 6 1000	2	2:05.179			77.41 mph	124.59 kph	
	69	D	Geoff PASHLEY	Van Diemen RF83 2000	2	2:23.612			67.48 mph	108.60 kph	
	22	A	Chris WOODHOUSE	Speads RM04 998	2	2:09.626			74.76 mph	120.32 kph	
	58	C	Ewen SERGISON	Swift SC99K 1600	2	2:20.881			68.79 mph	110.70 kph	

car 64 excluded from result Technical infringement.

Weather / Track : Cloudy / Damp

These results are provisional until the conclusion of any judicial and technical matters.

Oulton Park International
Circuit Length = 2.6920 miles
Start: 14:53 End: 15:02

Clerk of Course :		Timekeeper :
-------------------	--	--------------

Mono Championship (1800, 1600, 1200F and 1200S)

RACE 3 - LAP CHART

Lap 1			Lap 2		
No	Behind	Laptime	No	Behind	Laptime
23		2:22.351	23		2:05.179
11	2.916	2:25.267	11	7.208	2:09.471
22	3.055	2:25.406	22	7.502	2:09.626
16	3.704	2:26.055	16	12.583	2:14.058
12	6.218	2:28.569	12	13.870	2:12.831
21	9.915	2:32.266	21	14.441	2:09.705
24	11.286	2:33.637	1	22.643	2:15.298
1	12.524	2:34.875	24	29.056	2:22.949
85	13.872	2:36.223	58	31.803	2:20.881
64	14.505	2:36.856	85	32.718	2:24.025
55	14.997	2:37.348	64	33.136	2:23.810
69	15.653	2:38.004	55	33.658	2:23.840
58	16.101	2:38.452	69	34.086	2:23.612
66	19.478	2:41.829	66	42.016	2:27.717
93	21.562	2:43.913	93	45.514	2:29.131
75	22.618	2:44.969	75	46.101	2:28.662
59	25.356	2:47.707	59	48.970	2:28.793
9	26.212	2:48.563	9	51.438	2:30.405
74	27.331	2:49.682	6	57.626	2:21.421
81	29.972	2:52.323	81	58.337	2:33.544
50	33.299	2:55.650	53	58.585	2:23.346
15	33.611	2:55.962	15	1:01.435	2:33.003
67	37.244	2:59.595	37	1:01.998	2:13.136
20	39.116	3:01.467	50	1:04.988	2:36.868
53	40.418	3:02.769	67	1:06.106	2:34.041
6	41.384	3:03.735	63	1:09.752	2:32.351
63	42.580	3:04.931	20	1:11.554	2:37.617
60	43.243	3:05.594	60	1:15.719	2:37.655
37	54.041	3:16.392			

Toyo Tyres Jaguar XJS Championship
QUALIFYING - RACE 4 - CLASSIFICATION

POS	NO	CL	NAME	ENTRY	TIME	ON	LAPS	GAP	DIFF	MPH
1	5	D	Andrew HARRISON	Jaguar XJS 4000	2:28.505	2	5			65.25
2	2	D	Gary HASTINGS	Jaguar XJS 6000	2:28.771	5	5	0.266	0.266	65.14
3	9	E	Chris PALMER	Jaguar XJS 4000	2:31.663	5	5	3.158	2.892	63.90
4	73	E	Paul MERRETT	Jaguar XJS 4000	2:32.235	5	5	3.730	0.572	63.66
5	37	E	Ray HILL	Jaguar XJS 4000	2:32.416	4	5	3.911	0.181	63.58
6	7	G	Mark RUSSELL	Jaguar XJS 6000	2:32.642	5	5	4.137	0.226	63.49
7	63	E	Lawrence BALL	Jaguar XJS 4000	2:32.643	5	5	4.138	0.001	63.48
8	27	D	Lawrence COPPOCK	Jaguar XJS 3960	2:32.955	5	5	4.450	0.312	63.36
9	23	G	Stewart LYDDALL	Jaguar XJS 5300	2:34.612	2	2	6.107	1.657	62.68
10	74	E	Alex HARRISON	Jaguar XJS 4000	2:34.900	2	5	6.395	0.288	62.56
11	71	D	Philip COMER	Jaguar XJS 3600	2:36.006	5	5	7.501	1.106	62.12
12	66	D	Robert MACVICAR	Jaguar XJS 3600	2:39.770	5	5	11.265	3.764	60.65
13	42	D	Roger Charles WEBSTER	Jaguar XJS 4000	2:40.598	4	5	12.093	0.828	60.34
14	33	D	Michael SCOINS	Jaguar XJS 4000	2:50.784	3	4	22.279	10.186	56.74
15	47	F	Paul REYNOLDS	Jaguar XJS 6000	2:52.723	4	4	24.218	1.939	56.10
16	34	D	Bob BEECHAM	Jaguar XJS 4000	2:59.107	3	4	30.602	6.384	54.10

Weather / Track : Rain / Wet

These results are provisional until the conclusion of any judicial and technical matters.

Oulton Park International
 Circuit Length = 2.6920 miles
 Start: 10:09 End: 10:27

Clerk of Course :		Timekeeper :
-------------------	--	--------------

Toyo Tyres Jaguar XJS Championship

QUALIFYING - RACE 4 - LAP ANALYSIS


2	Gary HASTINGS		Jaguar XJS 6000				
1 -	2:38.690	+ 9.919	10:14:41.224	4 -	2:30.649	+ 1.878	10:22:23.878
2 -	2:39.451	+ 10.680	10:17:20.675	5 -	2:28.771		10:24:52.649
3 -	2:32.554	+ 3.783	10:19:53.229				
5	Andrew HARRISON		Jaguar XJS 4000				
1 -	2:30.417	+ 1.912	10:14:21.625	4 -	2:28.843	+ 0.338	10:21:47.780
2 -	2:28.505		10:16:50.130	5 -	2:30.068	+ 1.563	10:24:17.848
3 -	2:28.807	+ 0.302	10:19:18.937				
7	Mark RUSSELL		Jaguar XJS 6000				
1 -	2:39.600	+ 6.958	10:15:20.285	4 -	2:35.153	+ 2.511	10:23:06.331
2 -	2:35.828	+ 3.186	10:17:56.113	5 -	2:32.642		10:25:38.973
3 -	2:35.065	+ 2.423	10:20:31.178				
9	Chris PALMER		Jaguar XJS 4000				
1 -	2:49.123	+ 17.460	10:15:51.726	4 -	2:35.773	+ 4.110	10:23:50.945
2 -	2:43.761	+ 12.098	10:18:35.487	5 -	2:31.663		10:26:22.608
3 -	2:39.685	+ 8.022	10:21:15.172				
23	Stewart LYDDALL		Jaguar XJS 5300				
1 -	2:38.097	+ 3.485	10:15:17.660	2 -	2:34.612		10:17:52.272
27	Lawrence COPPOCK		Jaguar XJS 3960				
1 -	2:49.265	+ 16.310	10:15:32.705	4 -	2:34.426	+ 1.471	10:23:19.543
2 -	2:36.908	+ 3.953	10:18:09.613	5 -	2:32.955		10:25:52.498
3 -	2:35.504	+ 2.549	10:20:45.117				
33	Michael SCOINS		Jaguar XJS 4000				
1 -	2:53.601	+ 2.817	10:16:10.832	3 -	2:50.784		10:21:52.830
2 -	2:51.214	+ 0.430	10:19:02.046	4 -	2:51.069	+ 0.285	10:24:43.899
34	Bob BEECHAM		Jaguar XJS 4000				
1 -	3:05.186	+ 6.079	10:15:38.204	3 -	2:59.107		10:21:42.495
2 -	3:05.184	+ 6.077	10:18:43.388	4 -	3:00.163	+ 1.056	10:24:42.658
37	Ray HILL		Jaguar XJS 4000				
1 -	2:38.415	+ 5.999	10:14:38.857	4 -	2:32.416		10:22:20.243
2 -	2:35.025	+ 2.609	10:17:13.882	5 -	2:33.635	+ 1.219	10:24:53.878
3 -	2:33.945	+ 1.529	10:19:47.827				
42	Roger Charles WEBSTER		Jaguar XJS 4000				
1 -	2:55.168	+ 14.570	10:15:56.311	4 -	2:40.598		10:24:03.873
2 -	2:45.463	+ 4.865	10:18:41.774	5 -	3:01.171	+ 20.573	10:27:05.044
3 -	2:41.501	+ 0.903	10:21:23.275				
47	Paul REYNOLDS		Jaguar XJS 6000				
1 -	3:03.817	+ 11.094	10:16:00.004	3 -	2:55.427	+ 2.704	10:21:50.487
2 -	2:55.056	+ 2.333	10:18:55.060	4 -	2:52.723		10:24:43.210
63	Lawrence BALL		Jaguar XJS 4000				
1 -	2:39.079	+ 6.436	10:15:12.047	4 -	2:34.199	+ 1.556	10:22:58.901
2 -	2:37.989	+ 5.346	10:17:50.036	5 -	2:32.643		10:25:31.544
3 -	2:34.666	+ 2.023	10:20:24.702				
66	Robert MACVICAR		Jaguar XJS 3600				
1 -	2:47.689	+ 7.919	10:15:47.414	4 -	2:40.016	+ 0.246	10:24:01.195
2 -	2:50.724	+ 10.954	10:18:38.138	5 -	2:39.770		10:26:40.965
3 -	2:43.041	+ 3.271	10:21:21.179				

Weather / Track : Rain / Wet

Toyo Tyres Jaguar XJS Championship
QUALIFYING - RACE 4 - LAP ANALYSIS

71	Philip COMER		Jaguar XJS 3600				
1 -	2:43.600	+ 7.594	10:15:17.167	4 -	2:39.454	+ 3.448	10:23:22.529
2 -	2:43.780	+ 7.774	10:18:00.947	5 -	2:36.006		10:25:58.535
3 -	2:42.128	+ 6.122	10:20:43.075				
73	Paul MERRETT		Jaguar XJS 4000				
1 -	2:40.747	+ 8.512	10:15:10.483	4 -	2:33.745	+ 1.510	10:22:54.883
2 -	2:36.510	+ 4.275	10:17:46.993	5 -	2:32.235		10:25:27.118
3 -	2:34.145	+ 1.910	10:20:21.138				
74	Alex HARRISON		Jaguar XJS 4000				
1 -	2:37.357	+ 2.457	10:14:41.667	4 -	2:37.704	+ 2.804	10:22:36.738
2 -	2:34.900		10:17:16.567	5 -	2:35.705	+ 0.805	10:25:12.443
3 -	2:42.467	+ 7.567	10:19:59.034				

Toyo Tyres Jaguar XJS Championship
RACE 4 - GRID

ROW 8	2:52.723 47 Paul REYNOLDS	2:59.107 34 Bob BEECHAM
ROW 7	2:40.598 42 Roger Charles WEBSTER	2:50.784 33 Michael SCOINS
ROW 6	2:36.006 71 Philip COMER	2:39.770 66 Robert MACVICAR
ROW 5	2:34.612 23 Stewert LYDDALL	2:34.900 74 Alex HARRISON
ROW 4	2:32.643 63 Lawrence BALL	2:32.955 27 Lawrence COPPOCK
ROW 3	2:32.416 37 Ray HILL	2:32.642 7 Mark RUSSELL
ROW 2	2:31.663 9 Chris PALMER	2:32.235 73 Paul MERRETT
ROW 1	2:28.505 5 Andrew HARRISON	2:28.771 2 Gary HASTINGS
Pole		
		

Oulton Park International
 Circuit Length = 2.6920 miles

These results are provisional until the conclusion of any judicial and technical matters.

Clerk of Course :		Timekeeper :
-------------------	--	--------------

Toyo Tyres Jaguar XJS Championship

RACE 4 - CLASSIFICATION

POS	NO	CL	NAME	ENTRY	LAPS	TIME	GAP	DIFF	MPH	BEST	ON
1	5	D	Andrew HARRISON	Jaguar XJS 4000	6	15:04.611			64.27	2:24.796	6
2	2	D	Gary HASTINGS	Jaguar XJS 6000	6	15:05.203	0.592	0.592	64.23	2:22.262	6
3	23	G	Stewart LYDDALL	Jaguar XJS 5300	6	15:41.659	37.048	36.456	61.75	2:33.243	4
4	7	G	Mark RUSSELL	Jaguar XJS 6000	6	15:47.823	43.212	6.164	61.34	2:32.109	6
5	9	E	Chris PALMER	Jaguar XJS 4000	6	15:54.330	49.719	6.507	60.93	2:33.139	5
6	37	E	Ray HILL	Jaguar XJS 4000	6	15:59.551	54.940	5.221	60.59	2:33.267	6
7	27	D	Lawrence COPPOCK	Jaguar XJS 3960	6	16:00.315	55.704	0.764	60.55	2:32.001	6
8	63	E	Lawrence BALL	Jaguar XJS 4000	6	16:04.122	59.511	3.807	60.31	2:31.432	6
9	73	E	Paul MERRETT	Jaguar XJS 4000	6	16:15.151	1:10.540	11.029	59.62	2:32.579	6
10	71	D	Philip COMER	Jaguar XJS 3600	6	16:15.236	1:10.625	0.085	59.62	2:34.316	5
11	42	D	Roger Charles WEBSTER	Jaguar XJS 4000	6	16:19.726	1:15.115	4.490	59.35	2:35.544	6
12	74	E	Alex HARRISON	Jaguar XJS 4000	6	16:21.103	1:16.492	1.377	59.26	2:33.642	6
13	33	D	Michael SCOINS	Jaguar XJS 4000	6	16:25.283	1:20.672	4.180	59.01	2:34.086	6
14	66	D	Robert MACVICAR	Jaguar XJS 3600	6	16:26.238	1:21.627	0.955	58.95	2:33.027	6
15	47	F	Paul REYNOLDS	Jaguar XJS 6000	6	17:37.724	2:33.113	1:11.486	54.97	2:46.512	6
16	34	D	Bob BEECHAM	Jaguar XJS 4000	6	17:41.563	2:36.952	3.839	54.77	2:48.694	6

FASTEST LAP

2	D	Gary HASTINGS	Jaguar XJS 6000	6	2:22.262	68.12 mph	109.63 kph
7	G	Mark RUSSELL	Jaguar XJS 6000	6	2:32.109	63.71 mph	102.53 kph
63	E	Lawrence BALL	Jaguar XJS 4000	6	2:31.432	63.99 mph	102.99 kph
47	F	Paul REYNOLDS	Jaguar XJS 6000	6	2:46.512	58.20 mph	93.66 kph

Weather / Track : Bright / Damp

These results are provisional until the conclusion of any judicial and technical matters.

Oulton Park International
Circuit Length = 2.6920 miles
Start: 15:35 End: 15:52

Clerk of Course :

Timekeeper :

Toyo Tyres Jaguar XJS Championship
RACE 4 - LAP CHART

Lap 1			Lap 2			Lap 3			Lap 4			Lap 5		
No	Behind	Laptime	No	Behind	Laptime	No	Behind	Laptime	No	Behind	Laptime	No	Behind	Laptime
5		2:43.790	5		2:33.253	5		2:30.354	5		2:27.275	5		2:25.143
2	3.874	2:47.664	2	5.286	2:34.665	2	5.712	2:30.780	2	3.861	2:25.424	2	3.126	2:24.408
7	8.349	2:52.139	23	9.253	2:33.986	23	12.331	2:33.432	23	18.299	2:33.243	23	27.572	2:34.416
23	8.520	2:52.310	7	13.608	2:38.512	7	20.103	2:36.849	7	27.520	2:34.692	7	35.899	2:33.522
9	11.139	2:54.929	9	16.297	2:38.411	9	24.202	2:38.259	9	32.785	2:35.858	9	40.781	2:33.139
37	11.140	2:54.930	37	17.797	2:39.910	37	26.016	2:38.573	37	35.584	2:36.843	37	46.469	2:36.028
73	14.219	2:58.009	74	22.808	2:40.302	27	32.911	2:38.547	27	41.057	2:35.421	27	48.499	2:32.585
27	15.116	2:58.906	27	24.718	2:42.855	63	36.835	2:40.676	63	45.345	2:35.785	63	52.875	2:32.673
74	15.759	2:59.549	63	26.513	2:42.794	71	37.843	2:40.750	71	47.696	2:37.128	71	56.869	2:34.316
63	16.972	3:00.762	71	27.447	2:43.091	33	40.140	2:41.695	42	52.548	2:38.521	73	1:02.757	2:33.213
71	17.609	3:01.399	33	28.799	2:43.419	42	41.302	2:41.010	73	54.687	2:38.439	42	1:04.367	2:36.962
33	18.633	3:02.423	42	30.646	2:44.398	73	43.523	2:39.477	33	56.236	2:43.371	74	1:07.646	2:35.793
42	19.501	3:03.291	66	33.950	2:44.506	66	47.830	2:44.234	74	56.996	2:35.948	33	1:11.382	2:40.289
66	22.697	3:06.487	73	34.400	2:53.434	74	48.323	2:55.869	66	58.716	2:38.161	66	1:13.396	2:39.823
47	31.014	3:14.804	47	58.026	3:00.265	47	1:22.447	2:54.775	47	1:46.590	2:51.418	47	2:11.397	2:49.950
34	33.169	3:16.959	34	58.965	2:59.049	34	1:24.294	2:55.683	34	1:49.233	2:52.214	34	2:13.054	2:48.964

Toyo Tyres Jaguar XJS Championship

RACE 4 - LAP CHART

Lap 6		
No	Behind	Laptime
5		2:24.796
2	0.592	2:22.262
23	37.048	2:34.272
7	43.212	2:32.109
9	49.719	2:33.734
37	54.940	2:33.267
27	55.704	2:32.001
63	59.511	2:31.432
73	1:10.540	2:32.579
71	1:10.625	2:38.552
42	1:15.115	2:35.544
74	1:16.492	2:33.642
33	1:20.672	2:34.086
66	1:21.627	2:33.027
47	2:33.113	2:46.512
34	2:36.952	2:48.694

Classic Sports Car Club Swinging Sixties

QUALIFYING - RACE 5 - CLASSIFICATION

POS	NO	CL	NAME	ENTRY	TIME	ON	LAPS	GAP	DIFF	MPH
1	99	H	John MUIRHEAD	Lotus Seven 1594	2:23.617	8	11			67.48
2	1	D	Mark CAMPBELL	Triumph TR5 2600	2:29.073	1	6	5.456	5.456	65.01
3	87	A	Ian HULETT	Austin Healey Sprite 1380	2:32.250	4	4	8.633	3.177	63.65
4	39	G	Westley HARDING	Ford Falcon 4700	2:32.375	5	9	8.758	0.125	63.60
5	49	H	Richard WARD	Lotus Elan S4 1600	2:32.883	7	8	9.266	0.508	63.39
6	11	C	Ian LONGFORD	Ford Escort RS2000 1993	2:34.550	4	6	10.933	1.667	62.70
7	47	H	John PRINGLE	Lotus Seven S4 1600	2:34.584	5	9	10.967	0.034	62.69
8	81	H	Andrew MARLER	Lotus Elan S2 1598	2:34.838	7	9	11.221	0.254	62.58
9	55	A	ADAMS / STACKPOOLE	Triumph Spitfire 1296	2:37.144	5	7	13.527	2.306	61.67
10	60	E	MCCAFFREY / MITTON	Jaguar E-Type 4200	2:37.418	3	9	13.801	0.274	61.56
11	76	B	Kevan HADFIELD	Triumph TR4 2200	2:37.508	10	10	13.891	0.090	61.52
12	62	B	HADFIELD / STACKPOOLE	Triumph Spitfire 1500	2:39.072	10	10	15.455	1.564	60.92
13	14	D	TURNBULL / DANIELS	Reliant Scimitar SE5 2994	2:41.168	2	9	17.551	2.096	60.13
14	69	B	MATTHEWS / BEAVIS	Lancia Fulvia 1584	2:41.342	2	10	17.725	0.174	60.06
15	91	A	Steve PLATTS	Singer Chamois 998	2:41.907	3	10	18.290	0.565	59.85
16	84	A	George LEITCH	Ogle Mini 1380	2:42.193	8	9	18.576	0.286	59.75
17	46	D	HUGHES / COWING	Triumph TR5 2498	2:43.569	4	9	19.952	1.376	59.24
18	23	C	THOMPSON / WOLFE	Triumph GT6 Mk 2 1998	2:43.781	9	10	20.164	0.212	59.17
19	12	A	Simon PAGE	Austin Healey Frogeye Sprite 1380	2:43.784	9	9	20.167	0.003	59.17
20	71	H	HUTCHISON / HUTCHISON	Lotus 7 S2 1600	2:43.835	7	8	20.218	0.051	59.15
21	75	D	Ben GOUGH	Reliant Scimitar GTE 2994	2:44.585	2	10	20.968	0.750	58.88
22	30	D	PETCH / BUTTERWORTH	Triumph TR6 2600	2:44.610	1	2	20.993	0.025	58.87
23	42	H	Philip ROTHWELL	Lotus Elan S3 1558	2:45.077	4	9	21.460	0.467	58.70
24	25	D	Noel BARRACLOUGH	Triumph TR5 2500	2:46.523	6	9	22.906	1.446	58.19
25	40	A	Paul DALTON	Fiat 128SL 1300	2:46.909	7	9	23.292	0.386	58.06
26	66	C	MCKOEN / CAIRNS	MGB GT 1950	2:47.117	9	9	23.500	0.208	57.99
27	41	B	WALKER / SINCLAIR	Ford Escort Mk.1 1600	2:47.674	1	8	24.057	0.557	57.79
28	4	D	John LESLIE	Reliant Sabre 6 2553	2:48.498	9	9	24.881	0.824	57.51
29	35	E	Norman DAVIDSON-KELLY	Jaguar E-Type 3800	2:50.282	3	10	26.665	1.784	56.91
30	56	G	COLLETT / HEWITT	Iso Rivolta GT 1964	2:54.169	1	8	30.552	3.887	55.64
31	28	G	Wayne LANGRIDGE	Ford Mustang 5400	2:54.304	1	3	30.687	0.135	55.60
32	67	E	MACVICAR / LOCK	Aston Martin DB4 Vantage 4000	2:55.578	1	8	31.961	1.274	55.19
33	2	C	GRAY / BRIDGEMAN-WILLIAMS	Sunbeam Alpine 5 1725	2:58.822	1	8	35.205	3.244	54.19
34	6	D	Colin CAMPBELL	Ferrari Dino 246 GT 2418	3:49.823	1	2	1:26.206	51.001	42.16
35	21	A	Nigel GIBBINS	Triumph Spitfire 1296		0	2			

Car 28 Please fit Transponder

Weather / Track : Rain / Wet

These results are provisional until the conclusion of any judicial and technical matters.

Oulton Park International
Circuit Length = 2.6920 miles
Start: 10:36 End: 11:10

Clerk of Course :	Timekeeper :
-------------------	--------------

Classic Sports Car Club Swinging Sixties

QUALIFYING - RACE 5 - LAP ANALYSIS

1	Mark CAMPBELL		Triumph TR5 2600				
1 -	2:29.073		10:42:13.239	4 -	6:45.839	+ 4:16.766	10:54:30.435
2 -	2:29.429	+ 0.356	10:44:42.668	5 -	2:32.683	+ 3.610	10:57:03.118
3 -	3:01.928 P	+ 32.855	10:47:44.596	6 -	3:01.093 P	+ 32.020	11:00:04.211
2	GRAY / BRIDGEMAN-WILLIAMS		Sunbeam Alpine 5 1725				
1 -	2:58.822		10:43:16.912	5 -	4:18.471	+ 1:19.649	10:57:30.478
2 -	2:48.365 P	+ -10.457	10:46:05.277	6 -	3:06.979	+ 8.157	11:00:37.457
3 -	4:04.713	+ 1:05.891	10:50:09.990	7 -	3:16.945 P	+ 18.123	11:03:54.402
4 -	3:02.017 P	+ 3.195	10:53:12.007	8 -	3:46.613	+ 47.791	11:07:41.015
4	John LESLIE		Reliant Sabre 6 2553				
1 -	3:00.348	+ 11.850	10:44:31.286	6 -	3:01.773	+ 13.275	10:59:07.144
2 -	2:55.921	+ 7.423	10:47:27.207	7 -	3:00.642	+ 12.144	11:02:07.786
3 -	2:53.408	+ 4.910	10:50:20.615	8 -	2:58.308	+ 9.810	11:05:06.094
4 -	2:53.387	+ 4.889	10:53:14.002	9 -	2:48.498		11:07:54.592
5 -	2:51.369	+ 2.871	10:56:05.371				
6	Colin CAMPBELL		Ferrari Dino 246 GT 2418				
1 -	3:49.823		10:51:45.520	2 -	4:15.119 P	+ 25.296	10:56:00.639
11	Ian LONGFORD		Ford Escort RS2000 1993				
1 -	2:44.059	+ 9.509	10:42:58.307	4 -	2:34.550		10:50:57.600
2 -	2:41.409	+ 6.859	10:45:39.716	5 -	2:48.724	+ 14.174	10:53:46.324
3 -	2:43.334	+ 8.784	10:48:23.050	6 -	3:30.405 P	+ 55.855	10:57:16.729
12	Simon PAGE		Austin Healey Frogeye Sprite 1380				
1 -	2:52.148	+ 8.364	10:43:53.968	6 -	2:55.607	+ 11.823	10:59:51.063
2 -	2:52.193	+ 8.409	10:46:46.161	7 -	2:50.723	+ 6.939	11:02:41.786
3 -	2:48.305	+ 4.521	10:49:34.466	8 -	2:49.995	+ 6.211	11:05:31.781
4 -	2:44.525 P	+ 0.741	10:52:18.991	9 -	2:43.784		11:08:15.565
5 -	4:36.465	+ 1:52.681	10:56:55.456				
14	TURNBULL / DANIELS		Reliant Scimitar SE5 2994				
1 -	2:47.274	+ 6.106	10:43:06.986	6 -	4:51.590	+ 2:10.422	10:59:06.087
2 -	2:41.168		10:45:48.154	7 -	2:59.766	+ 18.598	11:02:05.853
3 -	2:54.006	+ 12.838	10:48:42.160	8 -	2:58.381	+ 17.213	11:05:04.234
4 -	2:45.691	+ 4.523	10:51:27.851	9 -	2:49.442	+ 8.274	11:07:53.676
5 -	2:46.646 P	+ 5.478	10:54:14.497				
21	Nigel GIBBINS		Triumph Spitfire 1296				
1 -	2:56.767 P	- 03:57:58.009	10:44:08.069	2 -	11:25.241 P	- 03:49:29.535	10:55:33.310
23	THOMPSON / WOLFE		Triumph GT6 Mk 2 1998				
1 -	2:52.621	+ 8.840	10:44:20.312	6 -	2:50.550	+ 6.769	10:58:33.348
2 -	2:52.937	+ 9.156	10:47:13.249	7 -	2:48.102	+ 4.321	11:01:21.450
3 -	2:49.932	+ 6.151	10:50:03.181	8 -	2:51.579	+ 7.798	11:04:13.029
4 -	2:51.365	+ 7.584	10:52:54.546	9 -	2:43.781		11:06:56.810
5 -	2:48.252	+ 4.471	10:55:42.798	10 -	2:44.985	+ 1.204	11:09:41.795
25	Noel BARRACLOUGH		Triumph TR5 2500				
1 -	2:50.917	+ 4.394	10:43:34.398	6 -	2:46.523		10:57:52.358
2 -	2:56.636	+ 10.113	10:46:31.034	7 -	2:50.329	+ 3.806	11:00:42.687
3 -	2:55.051	+ 8.528	10:49:26.085	8 -	2:56.002	+ 9.479	11:03:38.689
4 -	2:47.527	+ 1.004	10:52:13.612	9 -	2:52.359	+ 5.836	11:06:31.048
5 -	2:52.223	+ 5.700	10:55:05.835				
28	Wayne LANGRIDGE		Ford Mustang 5400				
1 -	2:54.304		10:44:26.298	3 -	3:03.404 P	+ 9.100	10:50:24.196
2 -	2:54.494	+ 0.190	10:47:20.792				

Car 28 Please fit Transponder

Weather / Track : Rain / Wet

Classic Sports Car Club Swinging Sixties
QUALIFYING - RACE 5 - LAP ANALYSIS

30	PETCH / BUTTERWORTH		Triumph TR6 2600				
1 -	2:44.610		10:42:32.505	2 -	2:47.347 P	+ 2.737	10:45:19.852
35	Norman DAVIDSON-KELLY		Jaguar E-Type 3800				
1 -	2:58.005	+ 7.723	10:43:28.049	6 -	2:54.065	+ 3.783	10:57:48.517
2 -	2:52.171	+ 1.889	10:46:20.220	7 -	3:01.126	+ 10.844	11:00:49.643
3 -	2:50.282		10:49:10.502	8 -	3:00.572	+ 10.290	11:03:50.215
4 -	2:51.761	+ 1.479	10:52:02.263	9 -	2:58.884	+ 8.602	11:06:49.099
5 -	2:52.189	+ 1.907	10:54:54.452	10 -	2:55.135	+ 4.853	11:09:44.234
39	Westley HARDING		Ford Falcon 4700				
1 -	2:38.773	+ 6.398	10:43:08.303	6 -	2:38.614	+ 6.239	10:59:03.154
2 -	2:43.735 P	+ 11.360	10:45:52.038	7 -	2:39.034	+ 6.659	11:01:42.188
3 -	5:26.118	+ 2:53.743	10:51:18.156	8 -	2:33.699	+ 1.324	11:04:15.887
4 -	2:34.009	+ 1.634	10:53:52.165	9 -	2:36.714	+ 4.339	11:06:52.601
5 -	2:32.375		10:56:24.540				
40	Paul DALTON		Fiat 128SL 1300				
1 -	2:51.578	+ 4.669	10:43:29.292	6 -	2:49.783	+ 2.874	10:57:49.247
2 -	2:51.981	+ 5.072	10:46:21.273	7 -	2:46.909		11:00:36.156
3 -	2:49.894	+ 2.985	10:49:11.167	8 -	2:47.782	+ 0.873	11:03:23.938
4 -	2:51.653	+ 4.744	10:52:02.820	9 -	2:53.640 P	+ 6.731	11:06:17.578
5 -	2:56.644	+ 9.735	10:54:59.464				
41	WALKER / SINCLAIR		Ford Escort Mk.1 1600				
1 -	2:47.674		10:42:45.141	5 -	3:03.799	+ 16.125	10:57:29.673
2 -	2:48.093	+ 0.419	10:45:33.234	6 -	3:04.603	+ 16.929	11:00:34.276
3 -	2:55.205 P	+ 7.531	10:48:28.439	7 -	3:07.138	+ 19.464	11:03:41.414
4 -	5:57.435	+ 3:09.761	10:54:25.874	8 -	3:11.545 P	+ 23.871	11:06:52.959
42	Philip ROTHWELL		Lotus Elan S3 1558				
1 -	2:51.245	+ 6.168	10:43:35.791	6 -	2:54.081	+ 9.004	10:57:49.824
2 -	2:55.763	+ 10.686	10:46:31.554	7 -	2:52.442	+ 7.365	11:00:42.266
3 -	2:47.836	+ 2.759	10:49:19.390	8 -	2:48.730	+ 3.653	11:03:30.996
4 -	2:45.077		10:52:04.467	9 -	3:00.122 P	+ 15.045	11:06:31.118
5 -	2:51.276	+ 6.199	10:54:55.743				
46	HUGHES / COWING		Triumph TR5 2498				
1 -	2:44.270	+ 0.701	10:44:08.012	6 -	5:06.346	+ 2:22.777	11:00:30.643
2 -	2:48.722	+ 5.153	10:46:56.734	7 -	2:58.278	+ 14.709	11:03:28.921
3 -	2:45.387	+ 1.818	10:49:42.121	8 -	2:59.322	+ 15.753	11:06:28.243
4 -	2:43.569		10:52:25.690	9 -	2:50.846	+ 7.277	11:09:19.089
5 -	2:58.607 P	+ 15.038	10:55:24.297				
47	John PRINGLE		Lotus Seven S4 1600				
1 -	2:39.590	+ 5.006	10:43:32.209	6 -	2:36.793	+ 2.209	10:56:31.886
2 -	2:35.641	+ 1.057	10:46:07.850	7 -	2:36.332	+ 1.748	10:59:08.218
3 -	2:35.698	+ 1.114	10:48:43.548	8 -	2:46.203	+ 11.619	11:01:54.421
4 -	2:36.961	+ 2.377	10:51:20.509	9 -	2:49.002 P	+ 14.418	11:04:43.423
5 -	2:34.584		10:53:55.093				
49	Richard WARD		Lotus Elan S4 1600				
1 -	2:51.001	+ 18.118	10:43:36.282	5 -	2:39.189	+ 6.306	10:54:13.740
2 -	2:41.391	+ 8.508	10:46:17.673	6 -	2:37.120	+ 4.237	10:56:50.860
3 -	2:40.599	+ 7.716	10:48:58.272	7 -	2:32.883		10:59:23.743
4 -	2:36.279	+ 3.396	10:51:34.551	8 -	2:50.566 P	+ 17.683	11:02:14.309
55	ADAMS / STACKPOOLE		Triumph Spitfire 1296				
1 -	2:45.820	+ 8.676	10:43:01.078	5 -	2:37.144		10:53:47.570
2 -	2:44.866	+ 7.722	10:45:45.944	6 -	2:51.194 P	+ 14.050	10:56:38.764
3 -	2:41.793	+ 4.649	10:48:27.737	7 -	4:30.409	+ 1:53.265	11:01:09.173
4 -	2:42.689	+ 5.545	10:51:10.426				

Car 28 Please fit Transponder

Weather / Track : Rain / Wet

www.tsl-timing.com

Page 2 of 4

Oulton Park International
Circuit Length = 2.6920 miles
Start: 10:36 End: 11:10

Printed - 11.11 Saturday, 09 August 2008

Classic Sports Car Club Swinging Sixties

QUALIFYING - RACE 5 - LAP ANALYSIS

56	COLLETT / HEWITT		Iso Rivolta GT 1964				
1 -	2:54.169		10:44:09.658	5 -	6:02.370	+ 3:08.201	10:59:03.411
2 -	2:56.933	+ 2.764	10:47:06.591	6 -	3:00.532	+ 6.363	11:02:03.943
3 -	2:54.504	+ 0.335	10:50:01.095	7 -	3:06.470	+ 12.301	11:05:10.413
4 -	2:59.946 P	+ 5.777	10:53:01.041	8 -	3:04.235	+ 10.066	11:08:14.648
60	MCCAFFREY / MITTON		Jaguar E-Type 4200				
1 -	2:41.725	+ 4.307	10:43:17.865	6 -	2:55.043	+ 17.625	10:59:27.846
2 -	2:45.055	+ 7.637	10:46:02.920	7 -	2:53.712	+ 16.294	11:02:21.558
3 -	2:37.418		10:48:40.338	8 -	2:53.804	+ 16.386	11:05:15.362
4 -	2:45.126 P	+ 7.708	10:51:25.464	9 -	2:50.682	+ 13.264	11:08:06.044
5 -	5:07.339	+ 2:29.921	10:56:32.803				
62	HADFIELD / STACKPOOLE		Triumph Spitfire 1500				
1 -	2:54.484	+ 15.412	10:44:03.777	6 -	2:45.546	+ 6.474	10:58:14.901
2 -	2:54.948	+ 15.876	10:46:58.725	7 -	2:41.911	+ 2.839	11:00:56.812
3 -	2:51.063	+ 11.991	10:49:49.788	8 -	2:49.645	+ 10.573	11:03:46.457
4 -	2:49.193	+ 10.121	10:52:38.981	9 -	2:42.841	+ 3.769	11:06:29.298
5 -	2:50.374	+ 11.302	10:55:29.355	10 -	2:39.072		11:09:08.370
66	MCKOEN / CAIRNS		MGB GT 1950				
1 -	2:48.134	+ 1.017	10:42:54.820	6 -	2:53.395 P	+ 6.278	10:57:43.659
2 -	3:20.456	+ 33.339	10:46:15.276	7 -	4:38.655	+ 1:51.538	11:02:22.314
3 -	2:53.227	+ 6.110	10:49:08.503	8 -	2:51.161	+ 4.044	11:05:13.475
4 -	2:49.818	+ 2.701	10:51:58.321	9 -	2:47.117		11:08:00.592
5 -	2:51.943	+ 4.826	10:54:50.264				
67	MACVICAR / LOCK		Aston Martin DB4 Vantage 4000				
1 -	2:55.578		10:44:04.235	5 -	3:16.310 P	+ 20.732	10:56:30.953
2 -	3:00.957	+ 5.379	10:47:05.192	6 -	4:48.908	+ 1:53.330	11:01:19.861
3 -	3:12.161	+ 16.583	10:50:17.353	7 -	2:57.397	+ 1.819	11:04:17.258
4 -	2:57.290	+ 1.712	10:53:14.643	8 -	3:02.550	+ 6.972	11:07:19.808
69	MATTHEWS / BEAVIS		Lancia Fulvia 1584				
1 -	2:48.621	+ 7.279	10:43:12.815	6 -	4:09.435	+ 1:28.093	10:58:31.583
2 -	2:41.342		10:45:54.157	7 -	2:51.411	+ 10.069	11:01:22.994
3 -	2:54.524	+ 13.182	10:48:48.681	8 -	2:51.768	+ 10.426	11:04:14.762
4 -	2:44.647	+ 3.305	10:51:33.328	9 -	2:45.546	+ 4.204	11:07:00.308
5 -	2:48.820 P	+ 7.478	10:54:22.148	10 -	2:45.057	+ 3.715	11:09:45.365
71	HUTCHISON / HUTCHISON		Lotus 7 S2 1600				
1 -	2:58.402	+ 14.567	10:44:18.988	5 -	2:45.824	+ 1.989	10:55:38.325
2 -	2:53.145	+ 9.310	10:47:12.133	6 -	2:46.473	+ 2.638	10:58:24.798
3 -	2:49.919	+ 6.084	10:50:02.052	7 -	2:43.835		11:01:08.633
4 -	2:50.449	+ 6.614	10:52:52.501	8 -	3:04.977 P	+ 21.142	11:04:13.610
75	Ben GOUGH		Reliant Scimitar GTE 2994				
1 -	2:49.120	+ 4.535	10:43:02.712	6 -	2:44.635	+ 0.050	10:56:56.614
2 -	2:44.585		10:45:47.297	7 -	2:46.484	+ 1.899	10:59:43.098
3 -	2:45.285	+ 0.700	10:48:32.582	8 -	2:46.372	+ 1.787	11:02:29.470
4 -	2:53.773	+ 9.188	10:51:26.355	9 -	2:47.344	+ 2.759	11:05:16.814
5 -	2:45.624	+ 1.039	10:54:11.979	10 -	2:51.028	+ 6.443	11:08:07.842
76	Kevan HADFIELD		Triumph TR4 2200				
1 -	2:57.804	+ 20.296	10:44:10.396	6 -	2:44.078	+ 6.570	10:58:14.539
2 -	2:59.817	+ 22.309	10:47:10.213	7 -	2:40.067	+ 2.559	11:00:54.606
3 -	2:50.616	+ 13.108	10:50:00.829	8 -	2:45.270	+ 7.762	11:03:39.876
4 -	2:42.458	+ 4.950	10:52:43.287	9 -	2:45.407	+ 7.899	11:06:25.283
5 -	2:47.174	+ 9.666	10:55:30.461	10 -	2:37.508		11:09:02.791
81	Andrew MARLER		Lotus Elan S2 1598				
1 -	2:43.376	+ 8.538	10:43:20.895	6 -	2:39.064	+ 4.226	10:58:22.294
2 -	2:43.548	+ 8.710	10:46:04.443	7 -	2:34.838		11:00:57.132

Car 28 Please fit Transponder

Weather / Track : Rain / Wet

www.tsl-timing.com

Page 3 of 4

Oulton Park International
Circuit Length = 2.6920 miles
Start: 10:36 End: 11:10

Printed - 11.11 Saturday, 09 August 2008

Classic Sports Car Club Swinging Sixties
QUALIFYING - RACE 5 - LAP ANALYSIS

3 -	2:48.208	+ 13.370	10:48:52.651	8 -	2:46.285 P	+ 11.447	11:03:43.417
4 -	2:41.095 P	+ 6.257	10:51:33.746	9 -	4:32.784	+ 1:57.946	11:08:16.201
5 -	4:09.484	+ 1:34.646	10:55:43.230				
84	George LEITCH			Ogle Mini 1380			
1 -	2:46.819	+ 4.626	10:42:47.978	6 -	2:51.592	+ 9.399	10:59:00.086
2 -	2:47.047	+ 4.854	10:45:35.025	7 -	2:44.650	+ 2.457	11:01:44.736
3 -	2:51.253	+ 9.060	10:48:26.278	8 -	2:42.193		11:04:26.929
4 -	2:42.902 P	+ 0.709	10:51:09.180	9 -	2:42.838	+ 0.645	11:07:09.767
5 -	4:59.314	+ 2:17.121	10:56:08.494				
87	Ian HULETT			Austin Healey Sprite 1380			
1 -	2:43.534	+ 11.284	10:43:05.925	3 -	2:42.725	+ 10.475	10:48:23.247
2 -	2:34.597	+ 2.347	10:45:40.522	4 -	2:32.250		10:50:55.497
91	Steve PLATTS			Singer Chamois 998			
1 -	2:46.301	+ 4.394	10:42:56.468	6 -	2:41.976	+ 0.069	10:56:34.275
2 -	2:48.768	+ 6.861	10:45:45.236	7 -	2:43.717	+ 1.810	10:59:17.992
3 -	2:41.907		10:48:27.143	8 -	2:52.696	+ 10.789	11:02:10.688
4 -	2:42.685	+ 0.778	10:51:09.828	9 -	3:02.809	+ 20.902	11:05:13.497
5 -	2:42.471	+ 0.564	10:53:52.299	10 -	2:44.762	+ 2.855	11:07:58.259
99	John MUIRHEAD			Lotus Seven 1594			
1 -	2:35.593	+ 11.976	10:43:41.671	7 -	2:27.376	+ 3.759	10:58:45.811
2 -	2:36.349	+ 12.732	10:46:18.020	8 -	2:23.617		11:01:09.428
3 -	2:31.134	+ 7.517	10:48:49.154	9 -	2:29.480	+ 5.863	11:03:38.908
4 -	2:31.443	+ 7.826	10:51:20.597	10 -	2:28.096	+ 4.479	11:06:07.004
5 -	2:32.095	+ 8.478	10:53:52.692	11 -	2:25.224	+ 1.607	11:08:32.228
6 -	2:25.743	+ 2.126	10:56:18.435				

Car 28 Please fit Transponder

Weather / Track : Rain / Wet

www.tsl-timing.com


Page 4 of 4

Oulton Park International
 Circuit Length = 2.6920 miles
 Start: 10:36 End: 11:10

Printed - 11.11 Saturday, 09 August 2008

Classic Sports Car Club Swinging Sixties

RACE 5 - GRID

ROW 16	2:58.822 2 GRAY / BRIDGEMAN-WILLIAMS	21 Nigel GIBBINS
ROW 15	2:54.304 28 Wayne LANGRIDGE	2:55.578 67 MACVICAR / LOCK
ROW 14	2:50.282 35 Norman DAVIDSON-KELLY	2:54.169 56 COLLETT / HEWITT
ROW 13	2:47.674 41 WALKER / SINCLAIR	2:48.498 4 John LESLIE
ROW 12	2:46.909 40 Paul DALTON	2:47.117 66 MCKOEN / CAIRNS
ROW 11	2:45.077 42 Philip ROTHWELL	2:46.523 25 Noel BARRACLOUGH
ROW 10	2:44.585 75 Ben GOUGH	2:44.610 30 PETCH / BUTTERWORTH
ROW 9	2:43.781 23 Dave THOMPSON	2:43.835 71 HUTCHISON / HUTCHISON
ROW 8	2:42.193 84 George LEITCH	2:43.569 46 HUGHES / COWING
ROW 7	2:41.342 69 MATTHEWS / BEAVIS	2:41.907 91 Steve PLATTS
ROW 6	2:39.072 62 Mark HADFIELD	2:41.168 14 TURNBULL / DANIELS
ROW 5	2:37.418 60 MCCAFFREY / MITTON	2:37.508 76 Kevan HADFIELD
ROW 4	2:34.584 47 John PRINGLE	2:34.838 81 Andrew MARLER
ROW 3	2:32.883 49 Richard WARD	2:34.550 11 Ian LONGFORD
ROW 2	2:32.250 87 Ian HULETT	2:32.375 39 Westley HARDING
ROW 1	2:23.617 99 John MUIRHEAD	2:29.073 1 Mark CAMPBELL
Pole		
		

Oulton Park International
Circuit Length = 2.6920 miles

These results are provisional until the conclusion of any judicial and technical matters.

Clerk of Course :	Timekeeper :
-------------------	--------------

Classic Sports Car Club Swinging Sixties

RACE 5 - CLASSIFICATION

POS	NO	CL	NAME	ENTRY	LAPS	TIME	GAP	DIFF	MPH	BEST	ON
1	99	H	John MUIRHEAD	Lotus Seven 1594	18	39:10.825			74.20	2:00.126	16
2	1	D	Mark CAMPBELL	Triumph TR5 2600	18	39:42.024	31.199	31.199	73.23	2:01.295	15
3	49	H	Richard WARD	Lotus Elan S4 1600	18	40:10.782	59.957	28.758	72.35	2:06.762	9
4	81	H	Andrew MARLER	Lotus Elan S2 1598	18	40:16.708	1:05.883	5.926	72.18	2:05.555	15
5	87	A	Ian HULETT	Austin Healey Sprite 1380	18	41:06.779	1:55.954	50.071	70.71	2:08.222	15
6	76	D	Kevan HADFIELD	Triumph TR4 2200	18	41:09.847	1:59.022	3.068	70.62	2:08.738	15
7	47	H	John PRINGLE	Lotus Seven S4 1600	17	39:11.873	1 lap	1 lap	70.05	2:10.470	17
8	14	D	TURNBULL / DANIELS	Reliant Scimitar SE5 2994	17	39:13.431	1 lap	1.558	70.00	2:10.484	8
9	11	C	Ian LONGFORD	Ford Escort RS2000 1993	17	39:50.398	1 lap	36.967	68.92	2:12.605	11
10	71	H	HUTCHISON / HUTCHISON	Lotus 7 S2 1600	17	39:53.398	1 lap	3.000	68.83	2:08.808	17
11	46	D	HUGHES / COWING	Triumph TR5 2498	17	40:08.323	1 lap	14.925	68.40	2:09.716	15
12	60	E	MCCAFFREY / MITTON	Jaguar E-Type 4200	17	40:12.991	1 lap	4.668	68.27	2:09.351	16
13	62	B	Mark HADFIELD	Triumph Spitfire 1500	17	40:13.412	1 lap	0.421	68.26	2:13.457	13
14	66	C	MCKOEN / CAIRNS	MGB GT 1950	17	40:14.886	1 lap	1.474	68.22	2:10.406	17
15	67	E	MACVICAR / LOCK	Aston Martin DB4 Vantage 4000	17	40:53.791	1 lap	38.905	67.14	2:09.738	12
16	56	G	COLLETT / HEWITT	Iso Rivolta GT 1964	17	41:03.277	1 lap	9.486	66.88	2:10.756	12
17	91	A	Steve PLATTS	Singer Chamois 998	16	39:26.775	2 laps	1 lap	65.51	2:17.253	16
18	75	D	Ben GOUGH	Reliant Scimitar GTE 2994	16	39:43.519	2 laps	16.744	65.05	2:20.694	10
19	41	B	WALKER / SINCLAIR	Ford Escort Mk.1 1600	16	40:13.150	2 laps	29.631	64.25	2:19.207	7
20	69	B	MATTHEWS / BEAVIS	Lancia Fulvia 1584	16	40:14.436	2 laps	1.286	64.22	2:21.957	13
21	28	G	Wayne LANGRIDGE	Ford Mustang 5400	16	40:14.604	2 laps	0.168	64.21	2:18.324	12
22	2	C	GRAY / BRIDGEMAN-WILLIAMS	Sunbeam Alpine 5 1725	16	40:17.856	2 laps	3.252	64.13	2:19.726	15
23	4	D	John LESLIE	Reliant Sabre 6 2553	16	40:23.314	2 laps	5.458	63.98	2:17.802	14
24	35	E	Norman DAVIDSON-KELLY	Jaguar E-Type 3800	16	41:08.127	2 laps	44.813	62.82	2:24.591	10
25	40	A	Paul DALTON	Fiat 128SL 1300	16	41:08.949	2 laps	0.822	62.80	2:22.026	14
26	42	H	Philip ROTHWELL	Lotus Elan S3 1558	16	41:23.530	2 laps	14.581	62.43	2:21.492	16
NOT CLASSIFIED											
DNF	25	D	Noel BARRACLOUGH	Triumph TR5 2500	9	22:52.838	9 laps	7 laps	63.53	2:26.062	8
DNF	23	C	Dave THOMPSON	Triumph GT6 Mk 2 1998	5	13:06.859	13 laps	4 laps	61.58	2:22.778	4
DNF	84	A	George LEITCH	Ogle Mini 1380	14	34:30.538	4 laps	0.000	65.52	2:17.450	13
DNF	21	A	Nigel GIBBINS	Triumph Spitfire 1296	13	32:07.375	5 laps	1 lap	65.36	2:14.368	12
DNF	39	G	Westley HARDING	Ford Falcon 4700	14	33:08.046	4 laps	0.000	68.24	2:07.181	13
FASTEST LAP											
1	D	Mark CAMPBELL	Triumph TR5 2600	15	2:01.295		79.89 mph		128.58 kph		
66	C	MCKOEN / CAIRNS	MGB GT 1950	17	2:10.406		74.31 mph		119.60 kph		
87	A	Ian HULETT	Austin Healey Sprite 1380	15	2:08.222		75.58 mph		121.63 kph		
39	G	Westley HARDING	Ford Falcon 4700	13	2:07.181		76.20 mph		122.63 kph		
60	E	MCCAFFREY / MITTON	Jaguar E-Type 4200	16	2:09.351		74.92 mph		120.57 kph		
62	B	Mark HADFIELD	Triumph Spitfire 1500	13	2:13.457		72.61 mph		116.86 kph		
99	H	John MUIRHEAD	Lotus Seven 1594	16	2:00.126		80.67 mph		129.83 kph		

Weather / Track : Cloudy / Dry

These results are provisional until the conclusion of any judicial and technical matters.

Oulton Park International
Circuit Length = 2.6920 miles
Start: 16:02 End: 16:44

Clerk of Course :

Timekeeper :

Classic Sports Car Club Swinging Sixties

RACE 5 - LAP CHART

Lap 1			Lap 2			Lap 3			Lap 4			Lap 5		
No	Behind	Laptime	No	Behind	Laptime	No	Behind	Laptime	No	Behind	Laptime	No	Behind	Laptime
1		2:24.859	99		2:08.823	99		2:07.740	99		2:06.908	1		2:05.134
99	0.205	2:25.064	1	1.356	2:10.384	1	1.232	2:07.616	1	0.509	2:06.185	99	0.551	2:06.194
47	6.867	2:31.726	49	12.567	2:14.231	49	17.216	2:12.389	49	21.716	2:11.408	42	1 LAP	2:32.554
49	7.364	2:32.223	47	13.329	2:15.490	47	18.468	2:12.879	47	23.111	2:11.551	49	26.121	2:10.048
87	8.057	2:32.916	87	14.015	2:14.986	87	19.302	2:13.027	81	24.145	2:09.912	81	27.066	2:08.564
81	10.083	2:34.942	81	16.037	2:14.982	81	21.141	2:12.844	87	25.923	2:13.529	47	28.208	2:10.740
11	11.420	2:36.279	11	21.518	2:19.126	39	29.606	2:13.842	39	34.247	2:11.549	87	34.499	2:14.219
76	11.859	2:36.718	76	22.205	2:19.374	76	33.338	2:18.873	76	42.379	2:15.949	39	40.834	2:12.230
14	13.522	2:38.381	14	23.476	2:18.982	14	34.386	2:18.650	14	43.302	2:15.824	14	50.065	2:12.406
62	14.102	2:38.961	39	23.504	2:14.162	11	34.848	2:21.070	11	44.581	2:16.641	76	52.043	2:15.307
39	18.370	2:43.229	62	28.547	2:23.473	46	44.664	2:20.920	46	56.357	2:18.601	11	53.572	2:14.634
60	19.925	2:44.784	46	31.484	2:20.379	62	45.331	2:24.524	62	1:00.912	2:22.489	46	1:08.851	2:18.137
46	20.133	2:44.992	60	37.348	2:26.451	60	53.052	2:23.444	60	1:07.087	2:20.943	62	1:16.015	2:20.746
71	21.529	2:46.388	71	38.153	2:25.652	71	54.727	2:24.314	71	1:08.520	2:20.701	60	1:20.995	2:19.551
84	22.215	2:47.074	84	38.956	2:25.769	84	55.590	2:24.374	84	1:09.697	2:21.015	71	1:22.231	2:19.354
23	23.416	2:48.275	23	40.315	2:25.927	66	56.819	2:23.843	66	1:10.408	2:20.497	66	1:22.966	2:18.201
75	24.193	2:49.052	66	40.716	2:25.194	23	58.176	2:25.601	56	1:11.189	2:19.656	56	1:24.552	2:19.006
66	24.550	2:49.409	75	41.835	2:26.670	56	58.441	2:22.480	23	1:14.046	2:22.778	84	1:26.460	2:22.406
56	25.836	2:50.695	56	43.701	2:26.893	75	1:00.307	2:26.212	75	1:16.239	2:22.840	21	1:31.237	2:20.169
91	29.508	2:54.367	91	48.909	2:28.429	21	1:03.396	2:22.156	21	1:16.711	2:20.223	41	1:34.205	2:20.514
69	30.401	2:55.260	21	48.980	2:27.172	41	1:05.089	2:22.838	41	1:19.334	2:21.153	75	1:36.454	2:25.858
2	30.659	2:55.518	2	49.771	2:28.140	91	1:08.036	2:26.867	91	1:27.532	2:26.404	91	1:45.227	2:23.338
21	30.836	2:55.695	41	49.991	2:27.333	2	1:11.341	2:29.310	67	1:31.339	2:24.450	67	1:45.510	2:19.814
40	31.487	2:56.346	69	55.379	2:34.006	67	1:13.797	2:24.145	2	1:33.329	2:28.896	2	1:54.023	2:26.337
41	31.686	2:56.545	40	55.591	2:33.132	69	1:18.816	2:31.177	69	1:40.734	2:28.826	69	2:02.248	2:27.157
35	35.087	2:59.946	67	57.392	2:30.774	40	1:19.157	2:31.306	40	1:41.324	2:29.075	40	2:02.959	2:27.278
25	35.351	3:00.210	35	58.545	2:32.486	35	1:21.460	2:30.655	35	1:43.456	2:28.904			
67	35.646	3:00.505	25	1:00.059	2:33.736	25	1:23.646	2:31.327	25	1:46.856	2:30.118			
28	36.880	3:01.739	28	1:00.277	2:32.425	28	1:24.083	2:31.546	28	1:47.470	2:30.295			
4	37.912	3:02.771	4	1:00.913	2:32.029	4	1:24.736	2:31.563	4	1:47.934	2:30.106			
42	51.387	3:16.246	42	1:19.475	2:37.116	42	1:44.430	2:32.695						

Classic Sports Car Club Swinging Sixties

RACE 5 - LAP CHART

Lap 6			Lap 7			Lap 8			Lap 9			Lap 10		
No	Behind	Laptime	No	Behind	Laptime	No	Behind	Laptime	No	Behind	Laptime	No	Behind	Laptime
1		2:05.621	1		2:04.373	99		2:03.312	99		2:03.115	1		1:59.533
99	0.477	2:05.547	99	0.162	2:04.058	1	0.201	2:03.675	1	0.707	2:03.621	99	0.288	2:00.528
35	1 LAP	2:29.837	2	1 LAP	2:26.103	67	1 LAP	2:16.033	60	1 LAP	2:20.913	62	1 LAP	2:15.531
25	1 LAP	2:27.167	69	1 LAP	2:27.472	75	1 LAP	2:23.446	84	1 LAP	2:18.346 P	56	1 LAP	2:13.188 P
28	1 LAP	2:27.603	40	1 LAP	2:27.119	91	1 LAP	2:23.178	21	1 LAP	2:16.864	66	1 LAP	2:20.625 P
4	1 LAP	2:27.976	35	1 LAP	2:27.480	2	1 LAP	2:24.784	41	1 LAP	2:20.401	76	1 LAP	3:08.426
23	1 LAP	3:04.278 P	25	1 LAP	2:27.707	40	1 LAP	2:25.413	67	1 LAP	2:14.102	21	1 LAP	2:18.299 P
42	1 LAP	2:29.048	4	1 LAP	2:26.725	49	42.087	2:11.957	75	1 LAP	2:22.466	60	1 LAP	2:25.489 P
49	29.786	2:09.286	28	1 LAP	2:28.098	81	42.361	2:10.802	91	1 LAP	2:20.948	4	2 LAPS	3:47.830
81	30.801	2:09.356	49	33.604	2:08.191	69	1 LAP	2:26.111	49	45.734	2:06.762	67	1 LAP	2:22.791 P
47	33.179	2:10.592	81	35.033	2:08.605	25	1 LAP	2:26.321	81	46.625	2:07.379	11	1 LAP	3:19.476
87	44.707	2:15.829	47	40.484	2:11.678	47	49.574	2:12.564	2	1 LAP	2:25.496	41	1 LAP	2:32.205 P
39	46.082	2:10.869	39	52.205	2:10.496	4	1 LAP	2:27.234 P	47	58.085	2:11.626	75	1 LAP	2:21.974
14	56.198	2:11.754	42	1 LAP	2:28.721	35	1 LAP	2:32.246	69	1 LAP	2:23.720 P	49	53.512	2:08.018
76	59.924	2:13.502	87	55.718	2:15.384	28	1 LAP	2:30.445	40	1 LAP	2:25.926	91	1 LAP	2:19.906
11	1:02.662	2:14.711	14	1:02.659	2:10.834	71	1 LAP	3:10.978	39	1:06.601	2:12.029	47	1:09.171	2:11.326
46	1:21.030	2:17.800	76	1:08.820	2:13.269	39	57.687	2:08.956	71	1 LAP	2:17.444	39	1:15.349	2:08.988
62	1:29.097	2:18.703	11	1:12.274	2:13.985	87	1:05.117	2:12.873	25	1 LAP	2:26.062	2	1 LAP	2:23.943
60	1:34.122	2:18.748	46	1:34.069	2:17.412	14	1:09.669	2:10.484	87	1:17.272	2:15.270	71	1 LAP	2:12.554
66	1:35.106	2:17.761	62	1:42.259	2:17.535	76	1:15.875	2:10.529	14	1:18.397	2:11.843	14	1:24.231	2:06.074
56	1:35.841	2:16.910	56	1:46.923	2:15.455	42	1 LAP	2:27.388	28	1 LAP	2:29.485	87	1:29.547	2:12.515
84	1:39.610	2:18.771	66	1:48.301	2:17.568	11	1:24.677	2:15.877	35	1 LAP	2:30.702 P	40	1 LAP	2:27.188 P
21	1:43.493	2:17.877	60	1:51.122	2:21.373	46	1:46.200	2:15.605	42	1 LAP	2:26.526	25	1 LAP	2:30.190 P
41	1:47.969	2:19.385	84	1:53.929	2:18.692	62	1:55.056	2:16.271	46	1:56.337	2:13.252	84	1 LAP	3:41.124
71	1:52.778	2:36.168	21	1:56.492	2:17.372	56	1:58.489	2:15.040				28	1 LAP	2:31.376 P
75	1:55.326	2:24.493	41	2:02.803	2:19.207	66	2:00.045	2:15.218						
67	1:57.773	2:17.884												
91	2:02.326	2:22.720												

Classic Sports Car Club Swinging Sixties

RACE 5 - LAP CHART

Lap 11			Lap 12			Lap 13			Lap 14			Lap 15		
No	Behind	Laptime	No	Behind	Laptime	No	Behind	Laptime	No	Behind	Laptime	No	Behind	Laptime
99		2:01.296	99		2:01.096	99		1:59.191	99		3:52.519 P	99		2:02.534
42	2 LAPS	2:27.923 P	84	2 LAPS	2:20.309	49	1 LAP	3:04.062	4	2 LAPS	2:19.869	39	1 LAP	2:08.657
81	1 LAP	3:23.519	41	2 LAPS	3:24.312	2	2 LAPS	2:29.473	62	1 LAP	2:13.457	2	2 LAPS	2:22.117
46	1 LAP	2:17.395 P	81	1 LAP	2:06.887	1	1 LAP	2:22.274	71	1 LAP	2:09.285	28	2 LAPS	2:18.591
69	2 LAPS	3:14.386	42	2 LAPS	2:26.628	21	2 LAPS	2:15.318	35	2 LAPS	2:25.049	62	1 LAP	2:14.264
62	1 LAP	2:16.385 P	14	1 LAP	3:17.561	81	1 LAP	2:09.237	40	2 LAPS	2:24.968	71	1 LAP	2:10.436
76	1 LAP	2:11.044	76	1 LAP	2:11.502	84	2 LAPS	2:19.209	46	1 LAP	2:12.318	4	2 LAPS	2:18.425
11	1 LAP	2:13.348	69	2 LAPS	2:26.434	41	2 LAPS	2:32.099	66	1 LAP	2:20.296	1		25.128 2:01.295
35	2 LAPS	3:36.820	28	2 LAPS	3:13.911	76	1 LAP	2:13.194	60	1 LAP	2:10.699	46	1 LAP	2:11.142
4	2 LAPS	2:23.256	11	1 LAP	2:12.605	14	1 LAP	2:15.453	1		26.367 2:03.410	60	1 LAP	2:11.549
49	1:01.319	2:09.391	4	2 LAPS	2:20.853	47	1 LAP	3:48.982	49		27.371 2:07.635	66	1 LAP	2:13.279
75	1 LAP	2:20.694	35	2 LAPS	2:24.591	69	2 LAPS	2:24.280	67	1 LAP	2:10.624	49		33.082 2:08.245
91	1 LAP	2:18.728	40	2 LAPS	3:52.735	11	1 LAP	2:13.964	81		45.019 2:06.879	67	1 LAP	2:10.357
47	1:15.400	2:07.813	62	1 LAP	3:06.176	28	2 LAPS	2:20.628	42	2 LAPS	2:25.896	40	2 LAPS	2:26.095
39	1:23.591	2:09.826	75	1 LAP	2:18.603 P	4	2 LAPS	2:18.789	56	1 LAP	2:45.238	35	2 LAPS	2:27.605
66	1 LAP	3:12.424	91	1 LAP	2:26.406 P	39	1 LAP	4:16.032	21	1 LAP	2:24.565 P	81		48.040 2:05.555
71	1 LAP	2:10.815	71	1 LAP	2:10.260	62	1 LAP	2:15.095	84	1 LAP	2:17.450	42	2 LAPS	2:23.704
2	1 LAP	2:22.793	66	1 LAP	2:14.920	35	2 LAPS	2:25.329	87	1:20.988	2:10.838	56	1 LAP	2:17.518
60	1 LAP	3:10.573	46	1 LAP	3:35.433	40	2 LAPS	2:24.563	76	1:21.719	2:10.108	84	1 LAP	2:17.962
87	1:40.759	2:12.796	87	1:50.909	2:11.246	71	1 LAP	2:09.314	91	1 LAP	2:19.746	87	1:26.676	2:08.222
56	1 LAP	3:35.021	60	1 LAP	2:13.321	66	1 LAP	2:11.545	14	1:27.226	2:11.884	76	1:27.923	2:08.738
67	1 LAP	3:09.257	56	1 LAP	2:13.852	46	1 LAP	2:13.531	75	1 LAP	2:20.728	14	1:38.172	2:13.480
1	1:51.975	3:53.559 P	67	1 LAP	2:12.990	60	1 LAP	2:11.824	47	1:33.414	2:11.236	47	1:42.463	2:11.583
21	1 LAP	3:37.297				56	1 LAP	2:10.756	41	1 LAP	2:27.347	91	1 LAP	2:18.954
						67	1 LAP	2:09.738	11	1:54.990	2:13.952	75	1 LAP	2:22.024
						42	2 LAPS	3:39.890	69	1 LAP	2:21.957			
						49		2:12.255 2:07.161						
						1		2:15.476 2:01.514						
						21	1 LAP	2:14.368						
						81		2:30.659 2:06.502						
						84	1 LAP	2:18.037						

Classic Sports Car Club Swinging Sixties

RACE 5 - LAP CHART

Lap 16			Lap 17			Lap 18		
No	Behind	Laptime	No	Behind	Laptime	No	Behind	Laptime
99		2:00.126	99		2:01.351	99		2:01.423
11	1 LAP	2:14.484	91	2 LAPS	2:18.608	47	1 LAP	2:10.470
41	2 LAPS	2:26.450	75	2 LAPS	2:21.584	14	1 LAP	2:11.566
69	2 LAPS	2:23.763	11	1 LAP	2:15.777	91	2 LAPS	2:17.253
71	1 LAP	2:10.391	1	30.994	2:04.460	1	31.199	2:01.628
28	2 LAPS	2:20.509	71	1 LAP	2:10.536	75	2 LAPS	2:22.412
1	27.885	2:02.883	41	2 LAPS	2:29.920	11	1 LAP	2:19.756
2	2 LAPS	2:22.892	69	2 LAPS	2:22.135	71	1 LAP	2:08.808
62	1 LAP	2:14.571	28	2 LAPS	2:19.635	46	1 LAP	2:11.505
4	2 LAPS	2:17.802	62	1 LAP	2:17.312	49	59.957	2:13.405
46	1 LAP	2:09.716	2	2 LAPS	2:19.726	60	1 LAP	2:13.500
49	41.319	2:08.363	46	1 LAP	2:10.185	41	2 LAPS	2:24.188
60	1 LAP	2:10.478	49	47.975	2:08.007	62	1 LAP	2:17.919
66	1 LAP	2:11.007	60	1 LAP	2:09.351	69	2 LAPS	2:24.571
67	1 LAP	2:10.287	66	1 LAP	2:12.693	28	2 LAPS	2:19.994
81	54.391	2:06.477	4	2 LAPS	2:20.116	66	1 LAP	2:10.406
40	2 LAPS	2:22.026	81	1:00.781	2:07.741	81	1:05.883	2:06.525
35	2 LAPS	2:25.283	67	1 LAP	2:46.757	2	2 LAPS	2:21.148
56	1 LAP	2:14.694	40	2 LAPS	2:27.511	4	2 LAPS	2:17.970
42	2 LAPS	2:24.906	35	2 LAPS	2:25.213	67	1 LAP	2:13.283
87	1:35.268	2:08.718	56	1 LAP	2:12.871	56	1 LAP	2:14.004
76	1:38.361	2:10.564	87	1:44.046	2:10.129	87	1:55.954	2:13.331
47	1:53.352	2:11.015	76	1:48.397	2:11.387	35	2 LAPS	2:25.981
14	1:53.814	2:15.768	42	2 LAPS	2:22.797	40	2 LAPS	2:28.268
						76	1:59.022	2:12.048
						42	2 LAPS	2:21.492

Zircotec Future Classics

QUALIFYING - RACE 6 - CLASSIFICATION

POS	NO	CL	NAME	ENTRY	TIME	ON	LAPS	GAP	DIFF	MPH
1	9	E	AVERY / PALMER	Jaguar XJS 6000	2:25.657	9	10			66.53
2	64	E	Mike COWING	Triumph TR7 3900	2:27.142	8	9	1.485	1.485	65.86
3	29	E	Roger HAYES	Toyota Supra Turbo 2954	2:30.648	10	10	4.991	3.506	64.33
4	32	D	Martin WILLIAMS	Alfa Romeo 75 V6 2959	2:31.091	6	8	5.434	0.443	64.14
5	78	E	GWINNUTT / COPPOCK	Jaguar XJ6 (X300) 5990	2:31.766	10	10	6.109	0.675	63.85
6	38	D	Roy JOHNSON	Rover Tomcat 1996	2:32.030	9	9	6.373	0.264	63.74
7	17	E	RUSSELL / INGMAN	Jaguar XJS 6000	2:32.094	3	9	6.437	0.064	63.71
8	71	E	Philip COMER	Jaguar XJS 3600	2:33.103	4	9	7.446	1.009	63.29
9	47	E	Stuart JEFEOATE	Porsche 911 Carrera 3164	2:35.278	9	10	9.621	2.175	62.41
10	7	E	ADAMS / CHAMPKIN	Triumph TR7 V8 4000	2:35.741	6	6	10.084	0.463	62.22
11	41	C	Mark HUMPHRIES	Triumph TR7 2000	2:37.026	4	10	11.369	1.285	61.71
12	77	B	HUNT / BOOTH	Mazda MX5 1600	2:37.807	5	9	12.150	0.781	61.41
13	15	D	HARRIS / BRIARS	Porsche 944 2900	2:41.901	4	9	16.244	4.094	59.85
14	35	E	JAY / MURTHA	Porsche 944 Turbo 2479	2:43.030	9	9	17.373	1.129	59.44
15	36	C	Robert ALMAN	Toyota MR2 1977	2:44.341	7	7	18.684	1.311	58.97
16	98	E	Alan PRICE	Triumph TR7 V8 3947	2:47.033	5	6	21.376	2.692	58.02
17	4	I	David BALL	Jaguar XJS 5300	2:49.330	8	9	23.673	2.297	57.23
18	94	D	Richard PERKS	Porsche 944 3000	2:52.497	8	8	26.840	3.167	56.18

Car 47 Please fit transponder

Weather / Track : Rain / Wet

These results are provisional until the conclusion of any judicial and technical matters.

Oulton Park International
Circuit Length = 2.6920 miles
Start: 11:19 End: 11:51

Clerk of Course :		Timekeeper :
-------------------	--	--------------

Zircotec Future Classics

QUALIFYING - RACE 6 - LAP ANALYSIS

4	David BALL		Jaguar XJS 5300				
1 -	3:06.171	+ 16.841	11:26:22.914	6 -	2:52.403	+ 3.073	11:41:09.551
2 -	3:04.658	+ 15.328	11:29:27.572	7 -	2:49.777	+ 0.447	11:43:59.328
3 -	2:59.753	+ 10.423	11:32:27.325	8 -	2:49.330		11:46:48.658
4 -	2:54.993	+ 5.663	11:35:22.318	9 -	2:51.486	+ 2.156	11:49:40.144
5 -	2:54.830	+ 5.500	11:38:17.148				
7	ADAMS / CHAMPKIN		Triumph TR7 V8 4000				
1 -	2:46.422	+ 10.681	11:25:20.383	4 -	2:41.262	+ 5.521	11:33:22.207
2 -	2:42.093	+ 6.352	11:28:02.476	5 -	2:38.820	+ 3.079	11:36:01.027
3 -	2:38.469	+ 2.728	11:30:40.945	6 -	2:35.741		11:38:36.768
9	AVERY / PALMER		Jaguar XJS 6000				
1 -	2:54.048	+ 28.391	11:26:06.946	6 -	4:02.260	+ 1:36.603	11:40:32.833
2 -	2:48.596	+ 22.939	11:28:55.542	7 -	2:29.531	+ 3.874	11:43:02.364
3 -	2:32.187	+ 6.530	11:31:27.729	8 -	2:28.382	+ 2.725	11:45:30.746
4 -	2:30.805	+ 5.148	11:33:58.534	9 -	2:25.657		11:47:56.403
5 -	2:32.039 P	+ 6.382	11:36:30.573	10 -	2:26.536	+ 0.879	11:50:22.939
15	HARRIS / BRIARS		Porsche 944 2900				
1 -	2:54.707	+ 12.806	11:26:05.114	6 -	4:23.937	+ 1:42.036	11:41:35.048
2 -	2:54.292	+ 12.391	11:28:59.406	7 -	2:52.276	+ 10.375	11:44:27.324
3 -	2:46.317	+ 4.416	11:31:45.723	8 -	2:44.570	+ 2.669	11:47:11.894
4 -	2:41.901		11:34:27.624	9 -	2:44.492	+ 2.591	11:49:56.386
5 -	2:43.487 P	+ 1.586	11:37:11.111				
17	RUSSELL / INGMAN		Jaguar XJS 6000				
1 -	2:35.190	+ 3.096	11:25:44.225	6 -	2:45.756	+ 13.662	11:40:07.781
2 -	2:32.727	+ 0.633	11:28:16.952	7 -	2:46.197	+ 14.103	11:42:53.978
3 -	2:32.094		11:30:49.046	8 -	2:44.313	+ 12.219	11:45:38.291
4 -	2:34.618 P	+ 2.524	11:33:23.664	9 -	2:54.428 P	+ 22.334	11:48:32.719
5 -	3:58.361	+ 1:26.267	11:37:22.025				
29	Roger HAYES		Toyota Supra Turbo 2954				
1 -	2:29.634 D	+ -1.014	11:24:42.773	6 -	2:34.437	+ 3.789	11:40:10.437
2 -	4:49.786	+ 2:19.138	11:29:32.559	7 -	2:33.348	+ 2.700	11:42:43.785
3 -	2:44.495	+ 13.847	11:32:17.054	8 -	2:32.059	+ 1.411	11:45:15.844
4 -	2:40.207	+ 9.559	11:34:57.261	9 -	2:32.573	+ 1.925	11:47:48.417
5 -	2:38.739	+ 8.091	11:37:36.000	10 -	2:30.648		11:50:19.065
32	Martin WILLIAMS		Alfa Romeo 75 V6 2959				
1 -	2:35.525 D	+ 4.434	11:24:49.953	5 -	2:31.308	+ 0.217	11:35:21.788
2 -	2:50.722	+ 19.631	11:27:40.675	6 -	2:31.091		11:37:52.879
3 -	2:35.528	+ 4.437	11:30:16.203	7 -	2:32.078	+ 0.987	11:40:24.957
4 -	2:34.277	+ 3.186	11:32:50.480	8 -	2:50.564 P	+ 19.473	11:43:15.521
35	JAY / MURTHA		Porsche 944 Turbo 2479				
1 -	2:57.413	+ 14.383	11:26:02.231	6 -	2:45.878	+ 2.848	11:41:44.774
2 -	3:02.804	+ 19.774	11:29:05.035	7 -	2:44.424	+ 1.394	11:44:29.198
3 -	2:57.235	+ 14.205	11:32:02.270	8 -	2:44.147	+ 1.117	11:47:13.345
4 -	2:52.325 P	+ 9.295	11:34:54.595	9 -	2:43.030		11:49:56.375
5 -	4:04.301	+ 1:21.271	11:38:58.896				
36	Robert ALMAN		Toyota MR2 1977				
1 -	3:07.466	+ 23.125	11:26:20.073	5 -	6:36.537	+ 3:52.196	11:46:14.856
2 -	3:00.238	+ 15.897	11:29:20.311	6 -	2:47.823	+ 3.482	11:49:02.679
3 -	2:57.619 P	+ 13.278	11:32:17.930	7 -	2:44.341		11:51:47.020
4 -	7:20.389 P	+ 4:36.048	11:39:38.319				
38	Roy JOHNSON		Rover Tomcat 1996				
1 -	2:57.620	+ 25.590	11:26:06.760	6 -	2:47.637 P	+ 15.607	11:39:58.087
2 -	2:53.377	+ 21.347	11:29:00.137	7 -	4:56.486	+ 2:24.456	11:44:54.573
3 -	2:50.616	+ 18.586	11:31:50.753	8 -	2:32.982	+ 0.952	11:47:27.555

Car 47 Please fit transponder

Weather / Track : Rain / Wet

Zircotec Future Classics


QUALIFYING - RACE 6 - LAP ANALYSIS

4 -	2:42.587	+ 10.557	11:34:33.340	9 -	2:32.030		11:49:59.585
5 -	2:37.110	+ 5.080	11:37:10.450				
41	Mark HUMPHRIES		Triumph TR7 2000				
1 -	2:43.633	+ 6.607	11:25:34.363	6 -	2:37.920	+ 0.894	11:38:47.899
2 -	2:40.007	+ 2.981	11:28:14.370	7 -	2:38.759	+ 1.733	11:41:26.658
3 -	2:40.598	+ 3.572	11:30:54.968	8 -	2:37.079	+ 0.053	11:44:03.737
4 -	2:37.026		11:33:31.994	9 -	2:39.395	+ 2.369	11:46:43.132
5 -	2:37.985	+ 0.959	11:36:09.979	10 -	2:43.839	+ 6.813	11:49:26.971
47	Stuart JEFCOATE		Porsche 911 Carrera 3164				
1 -	2:55.766	+ 20.488	11:26:02.232	6 -	2:40.530	+ 5.252	11:39:49.833
2 -	2:56.168	+ 20.890	11:28:58.400	7 -	2:39.654	+ 4.376	11:42:29.487
3 -	2:46.520	+ 11.242	11:30:54.920	8 -	2:42.697	+ 7.419	11:45:12.184
4 -	2:44.418	+ 9.140	11:34:29.338	9 -	2:35.278		11:47:47.462
5 -	2:39.965	+ 4.687	11:37:09.303	10 -	2:48.101	+ 12.823	11:50:35.563
64	Mike COWING		Triumph TR7 3900				
1 -	2:45.585	+ 18.443	11:25:27.154	6 -	2:38.387	+ 11.245	11:40:35.597
2 -	2:52.526	+ 25.384	11:28:19.680	7 -	2:46.525	+ 19.383	11:43:22.122
3 -	2:37.615	+ 10.473	11:30:57.295	8 -	2:27.142		11:45:49.264
4 -	2:38.877 P	+ 11.735	11:33:36.172	9 -	2:52.398 P	+ 25.256	11:48:41.662
5 -	4:21.038	+ 1:53.896	11:37:57.210				
71	Philip COMER		Jaguar XJS 3600				
1 -	2:51.870	+ 18.767	11:26:04.114	6 -	2:33.792	+ 0.689	11:39:12.143
2 -	2:52.695	+ 19.592	11:28:56.809	7 -	2:35.070	+ 1.967	11:41:47.213
3 -	2:35.191	+ 2.088	11:31:32.000	8 -	2:38.099	+ 4.996	11:44:25.312
4 -	2:33.103		11:34:05.103	9 -	2:36.448	+ 3.345	11:47:01.760
5 -	2:33.248	+ 0.145	11:36:38.351				
77	HUNT / BOOTH		Mazda MX5 1600				
1 -	2:44.834	+ 7.027	11:25:52.079	6 -	2:40.172 P	+ 2.365	11:39:07.164
2 -	2:39.727	+ 1.920	11:28:31.806	7 -	4:42.808	+ 2:05.001	11:43:49.972
3 -	2:38.949	+ 1.142	11:31:10.755	8 -	2:46.081	+ 8.274	11:46:36.053
4 -	2:38.430	+ 0.623	11:33:49.185	9 -	2:44.073	+ 6.266	11:49:20.126
5 -	2:37.807		11:36:26.992				
78	GWINNUTT / COPPOCK		Jaguar XJ6 (X300) 5990				
1 -	2:43.462	+ 11.696	11:25:05.839	6 -	2:35.822 P	+ 4.056	11:38:08.069
2 -	2:41.140	+ 9.374	11:27:46.979	7 -	4:22.196	+ 1:50.430	11:42:30.265
3 -	2:37.285	+ 5.519	11:30:24.264	8 -	2:34.557	+ 2.791	11:45:04.822
4 -	2:34.864	+ 3.098	11:32:59.128	9 -	2:32.526	+ 0.760	11:47:37.348
5 -	2:33.119	+ 1.353	11:35:32.247	10 -	2:31.766		11:50:09.114
94	Richard PERKS		Porsche 944 3000				
1 -	3:00.334	+ 7.837	11:25:58.759	5 -	2:56.759	+ 4.262	11:37:52.186
2 -	2:59.640	+ 7.143	11:28:58.399	6 -	3:00.002	+ 7.505	11:40:52.188
3 -	3:00.880	+ 8.383	11:31:59.279	7 -	2:54.840	+ 2.343	11:43:47.028
4 -	2:56.148	+ 3.651	11:34:55.427	8 -	2:52.497		11:46:39.525
98	Alan PRICE		Triumph TR7 V8 3947				
1 -	2:55.851	+ 8.818	11:26:13.410	4 -	2:47.809	+ 0.776	11:34:37.006
2 -	2:47.811	+ 0.778	11:29:01.221	5 -	2:47.033		11:37:24.039
3 -	2:47.976	+ 0.943	11:31:49.197	6 -	2:53.737 P	+ 6.704	11:40:17.776

Car 47 Please fit transponder

Weather / Track : Rain / Wet

Zircotec Future Classics
RACE 6 - GRID

ROW 9	2:49.330 4 David BALL	2:52.497 94 Richard PERKS
ROW 8	2:44.341 36 Robert ALMAN	2:47.033 98 Alan PRICE
ROW 7	2:41.901 15 HARRIS / BRIARS	2:43.030 35 JAY / MURTHA
ROW 6	2:37.026 41 Mark HUMPHRIES	2:37.807 77 HUNT / BOOTH
ROW 5	2:35.278 47 Stuart JEFCOATE	2:35.741 7 ADAMS / CHAMPKIN
ROW 4	2:32.094 17 RUSSELL / INGMAN	2:33.103 71 Philip COMER
ROW 3	2:31.766 78 GWINNUTT / COPPOCK	2:32.030 38 Roy JOHNSON
ROW 2	2:30.648 29 Roger HAYES	2:31.091 32 Martin WILLIAMS
ROW 1	2:25.657 9 AVERY / PALMER	2:27.142 64 Mike COWING
Pole		
		

Oulton Park International
 Circuit Length = 2.6920 miles

These results are provisional until the conclusion of any judicial and technical matters.

Clerk of Course :	Timekeeper :
-------------------	--------------

Zircotec Future Classics

RACE 6 - CLASSIFICATION

POS	NO	CL	NAME	ENTRY	LAPS	TIME	GAP	DIFF	MPH	BEST	ON
1	64	E	Mike COWING	Triumph TR7 3900	17	37:53.118			72.47	2:06.184	7
2	38	D	Roy JOHNSON	Rover Tomcat 1996	17	38:27.181	34.063	34.063	71.40	2:07.670	10
3	47	E	Stuart JEFCOATE	Porsche 911 Carrera 3164	17	38:49.357	56.239	22.176	70.72	2:07.986	10
4	17	E	RUSSELL / INGMAN	Jaguar XJS 6000	17	38:52.923	59.805	3.566	70.62	2:06.511	3
5	15	D	HARRIS / BRIARS	Porsche 944 2900	17	39:19.098	1:25.980	26.175	69.83	2:08.382	6
6	9	E	AVERY / PALMER	Jaguar XJS 6000	17	39:21.143	1:28.025	2.045	69.77	2:06.713	6
7	32	D	Martin WILLIAMS	Alfa Romeo 75 V6 2959	17	39:53.027	1:59.909	31.884	68.84	2:13.475	17
8	29	E	Roger HAYES	Toyota Supra Turbo 2954	17	39:53.772	2:00.654	0.745	68.82	2:11.827	16
9	98	E	Alan PRICE	Triumph TR7 V8 3947	17	39:58.031	2:04.913	4.259	68.70	2:07.857	17
10	78	E	GWINNUTT / COPPOCK	Jaguar XJ6 (X300) 5990	16	38:45.588	1 lap	1 lap	66.67	2:15.043	4
11	41	C	Mark HUMPHRIES	Triumph TR7 2000	16	39:18.814	1 lap	33.226	65.73	2:18.068	16
12	77	B	HUNT / BOOTH	Mazda MX5 1600	16	39:24.363	1 lap	5.549	65.58	2:14.694	5
13	11	I	Paul DOLAN	BMW 323i 2700	15	38:16.990	2 laps	1 lap	63.28	2:15.289	14

NOT CLASSIFIED

DNF	4	I	David BALL	Jaguar XJS 5300	2	5:27.462	15 laps	13 laps	59.19	2:46.605	1
DNF	71	E	Philip COMER	Jaguar XJS 3600	10	24:00.071	7 laps	0.000	67.29	2:17.476	9
DNF	35	E	JAY / MURTHA	Porsche 944 Turbo 2479	4	9:52.309	13 laps	6 laps	65.44	2:22.891	4
DNF	36	C	Robert ALMAN	Toyota MR2 1977	6	14:41.160	11 laps	0.000	65.99	2:21.614	5

FASTEST LAP

11	I	Paul DOLAN	BMW 323i 2700	14	2:15.289	71.63 mph	115.28 kph
38	D	Roy JOHNSON	Rover Tomcat 1996	10	2:07.670	75.90 mph	122.16 kph
64	E	Mike COWING	Triumph TR7 3900	7	2:06.184	76.80 mph	123.60 kph
41	C	Mark HUMPHRIES	Triumph TR7 2000	16	2:18.068	70.19 mph	112.96 kph
77	B	HUNT / BOOTH	Mazda MX5 1600	5	2:14.694	71.95 mph	115.79 kph

Weather / Track : Cloudy / Dry

These results are provisional until the conclusion of any judicial and technical matters.

Oulton Park International
Circuit Length = 2.6920 miles
Start: 16:55 End: 17:36

Clerk of Course :		Timekeeper :
-------------------	--	--------------

Zircotec Future Classics

RACE 6 - LAP CHART

Lap 1			Lap 2			Lap 3			Lap 4			Lap 5		
No	Behind	Laptime	No	Behind	Laptime	No	Behind	Laptime	No	Behind	Laptime	No	Behind	Laptime
64		2:26.305	9		2:09.664	9		2:07.910	17		2:07.581	17		2:07.976
9	0.911	2:27.216	17	1.584	2:10.247	17	0.185	2:06.511	9	0.831	2:08.597	9	0.685	2:07.830
17	1.912	2:28.217	64	1.899	2:12.474	64	5.599	2:11.610	64	7.802	2:09.969	64	8.299	2:08.473
38	2.347	2:28.652	38	5.065	2:13.293	38	11.120	2:13.965	38	14.358	2:11.004	38	15.712	2:09.330
78	5.997	2:32.302	78	11.369	2:15.947	47	14.929	2:11.024	47	17.379	2:10.216	47	18.431	2:09.028
29	7.129	2:33.434	15	11.601	2:14.832	15	16.796	2:13.105	15	18.389	2:09.359	15	19.425	2:09.012
15	7.344	2:33.649	47	11.815	2:14.317	78	19.682	2:16.223	78	26.959	2:15.043	78	35.332	2:16.349
47	8.073	2:34.378	29	15.062	2:18.508	29	23.376	2:16.224	29	31.152	2:15.542	98	36.289	2:10.674
77	9.433	2:35.738	32	15.958	2:16.541	32	24.396	2:16.348	32	32.022	2:15.392	29	38.811	2:15.635
32	9.992	2:36.297	77	16.547	2:17.689	77	25.475	2:16.838	98	33.591	2:15.243	32	40.505	2:16.459
71	14.998	2:41.303	98	20.410	2:15.163	98	26.114	2:13.614	77	36.209	2:18.500	77	42.927	2:14.694
35	15.499	2:41.804	71	27.839	2:23.416	71	40.971	2:21.042	71	54.775	2:21.570	71	1:07.706	2:20.907
98	15.822	2:42.127	35	29.367	2:24.443	35	44.628	2:23.171	35	59.753	2:22.891	36	1:14.996	2:21.614
36	17.883	2:44.188	36	30.485	2:23.177	36	46.734	2:24.159	36	1:01.358	2:22.390	41	1:15.851	2:21.526
41	18.444	2:44.749	41	31.505	2:23.636	41	47.012	2:23.417	41	1:02.301	2:23.055	11	1:15.852	2:19.172
4	20.300	2:46.605	11	38.586	2:27.021	11	52.631	2:21.955	11	1:04.656	2:19.791			
11	22.140	2:48.445	4	50.582	2:40.857									

Zircotec Future Classics

RACE 6 - LAP CHART

Lap 6			Lap 7			Lap 8			Lap 9			Lap 10		
No	Behind	Laptime	No	Behind	Laptime	No	Behind	Laptime	No	Behind	Laptime	No	Behind	Laptime
9		2:06.713	9		2:11.217	9		2:08.926	9		2:07.339	9		2:08.166
17	0.464	2:07.862	64	2.914	2:06.184	64	1.231	2:07.243	64	1.003	2:07.111	17	5.311	2:08.788
64	7.947	2:07.046	17	5.184	2:15.937	29	1 LAP	3:36.141	17	4.689	2:08.484	78	1 LAP	3:26.506
38	18.300	2:09.986	38	16.516	2:09.433	17	3.544	2:07.286	29	1 LAP	2:14.212	29	1 LAP	2:13.096
47	19.506	2:08.473	47	17.269	2:08.980	47	17.054	2:08.711	47	18.878	2:09.163	47	18.698	2:07.986
15	20.409	2:08.382	15	18.150	2:08.958	38	18.214	2:10.624	15	19.650	2:08.736	98	1 LAP	4:11.128
78	45.741	2:17.807	78	50.606	2:16.082	15	18.253	2:09.029	41	1 LAP	3:30.073	64	1:02.760	3:09.923 P
29	46.834	2:15.421	32	51.128	2:14.343	78	58.151	2:16.471	32	1:04.524	2:11.576	41	1 LAP	2:21.142
32	48.002	2:14.895	77	55.086	2:15.953	32	1:00.287	2:18.085	77	1:11.524	2:17.773	38	1:13.012	2:07.670
77	50.350	2:14.821	98	1:01.331	2:12.095	77	1:01.090	2:14.930	38	1:13.508	3:02.633 P	15	2:01.151	3:49.667 P
98	1:00.453	2:31.562	11	1:32.723	2:17.747	98	1:05.862	2:13.457	11	1:48.838	2:15.311	32	2:10.330	3:13.972 P
71	1:23.873	2:23.565	71	1:33.615	2:20.959	11	1:40.866	2:17.069	71	1:52.704	2:17.476	71	2:16.493	2:31.955
11	1:26.193	2:17.739	41	1:40.012	2:20.423	71	1:42.567	2:17.878						
41	1:30.806	2:22.353												
36	1:33.230	2:25.632												

Zircotec Future Classics

RACE 6 - LAP CHART

Lap 11			Lap 12			Lap 13			Lap 14			Lap 15		
No	Behind	Laptime	No	Behind	Laptime	No	Behind	Laptime	No	Behind	Laptime	No	Behind	Laptime
9		2:17.908	9		2:17.578	9		2:17.384	64		2:10.174	64		2:08.385
17	5.955	2:18.552	17	8.900	2:20.523	32	1 LAP	2:19.571	78	1 LAP	2:25.136	78	1 LAP	2:24.252
47	16.192	2:15.402	11	2 LAPS	5:05.625	11	2 LAPS	2:19.563	38	22.315	2:11.236	38	24.696	2:10.766
29	1 LAP	2:20.067	29	1 LAP	2:17.215	29	1 LAP	2:14.602	17	40.516	2:17.663	47	47.048	2:14.031
78	1 LAP	2:26.770	47	16.911	2:18.297	78	1 LAP	2:24.586	47	41.402	2:17.882	17	48.523	2:16.392
98	1 LAP	2:12.943	78	1 LAP	2:24.454	98	1 LAP	2:08.090	41	1 LAP	2:20.925	41	1 LAP	2:18.709
64	57.525	2:12.673	98	1 LAP	2:10.669	64	41.158	2:07.883	9	1:03.855	3:55.187 P	9	1:08.551	2:13.081
38	1:11.875	2:16.771	64	50.659	2:10.712	38	1:02.411	2:11.385	77	1 LAP	2:19.856	15	1:08.943	2:10.882
41	1 LAP	2:25.350	38	1:08.410	2:14.113	17	1:14.185	3:22.669 P	15	1:06.446	2:09.136	77	1 LAP	2:19.554
77	1 LAP	4:37.782	41	1 LAP	2:24.113	47	1:14.852	3:15.325 P	32	1:42.012	2:15.249	32	1:49.324	2:15.697
15	1:59.299	2:16.056	77	1 LAP	2:25.967	41	1 LAP	2:21.478	29	1:49.237	2:12.216	29	1:52.944	2:12.092
32	2:15.934	2:23.512	15	1:55.735	2:14.014	77	1 LAP	2:22.078	11	1 LAP	2:17.893	11	1 LAP	2:15.289
						15	1:48.642	2:10.291	98	2:05.723	2:07.959	98	2:05.329	2:07.991
						32	2:18.095	2:17.552						
						29	2:28.353	2:14.704						
						11	1 LAP	2:17.793						
						98	2:49.096	2:08.779						

Zircotec Future Classics

RACE 6 - LAP CHART

Lap 16			Lap 17		
No	Behind	Laptime	No	Behind	Laptime
64		2:08.311	64		2:08.642
38	28.545	2:12.160	11	2 LAPS	2:36.577
78	1 LAP	2:23.749	38	34.063	2:14.160
47	52.601	2:13.864	78	1 LAP	2:23.911
17	55.481	2:15.269	47	56.239	2:12.280
9	1:09.795	2:09.555	17	59.805	2:12.966
15	1:10.059	2:09.427	41	1 LAP	2:18.068
41	1 LAP	2:19.797	15	1:25.980	2:24.563
77	1 LAP	2:16.114	9	1:28.025	2:26.872
32	1:55.076	2:14.063	77	1 LAP	2:16.076
29	1:56.460	2:11.827	32	1:59.909	2:13.475
98	2:05.698	2:08.680	29	2:00.654	2:12.836
			98	2:04.913	2:07.857

Mono Championship (2000 and Classic)
QUALIFYING - RACE 7 - CLASSIFICATION

POS	NO	CL	NAME	ENTRY	TIME	ON	LAPS	GAP	DIFF	MPH
1	2	200	Jeremy TIMMS	Dallara F397 2000	2:03.990	4	5			78.16
2	41	CL	Tristan CLIFFE	Reynard 883 2000	2:04.294	4	5	0.304	0.304	77.97
3	1	200	Neil HARRISON	Dallara F398 1998	2:05.835	2	5	1.845	1.541	77.01
4	29	CL	Richard PURCELL	Raynard Formula Vauxhall Lotus 2000	2:08.624	4	5	4.634	2.789	75.34
5	80	CL	Nick ANSTRUTHER	Bowman BC3 2000	2:08.942	4	5	4.952	0.318	75.16
6	20	200	Jeremy GOODMAN	Ralt RT3 2000	2:12.280	3	5	8.290	3.338	73.26
7	23	CL	Richard SNUGGS	Ralt RT30 2000	2:17.289	5	5	13.299	5.009	70.59
8	47	200	Barry SMITH	Van Diemen FX02 2000	2:17.530	3	5	13.540	0.241	70.46
9	7	200	Geoff FERN	Dallara TFR08 2000	2:18.670	4	4	14.680	1.140	69.88
10	5	CL	Russ GILES	Reynard 913 2000	2:18.904	2	4	14.914	0.234	69.76
11	28	CL	Leonard COLEMAN	Lotus Vauxhall Lotus Vauxhall 2000	2:19.183	4	4	15.193	0.279	69.62
12	42	CL	Tom BROWN	Formula Vauxhall 2000	2:23.578	3	4	19.588	4.395	67.49
13	19	CL	Nick CATANZARO	Formula Vauxhall Lotus 2000	2:25.479	3	4	21.489	1.901	66.61
14	16	CL	Mark SMITH	Tatuus RC97 2000	2:27.501	1	4	23.511	2.022	65.70
15	35	CL	Nicholas RUDD	Formula Vauxhall Lotus 2000	2:33.634	3	4	29.644	6.133	63.08
16	17	CL	Graham PROBYN	Reynard 863 2000	2:34.152	3	4	30.162	0.518	62.86
17	22	200	Howard SEWARD	TOMS Uk Supercup 2000	2:46.874	2	2	42.884	12.722	58.07
18	27	CL	Richard P TAYLOR	Tatuus RC96 2000	2:47.696	1	4	43.706	0.822	57.79
19	18	200	Richard BASTOW	Mygale SJ00 2000	2:55.948	1	3	51.958	8.252	55.08

Weather / Track : Rain / Wet

These results are provisional until the conclusion of any judicial and technical matters.

Oulton Park International
 Circuit Length = 2.6920 miles
 Start: 11:59 End: 12:14

Clerk of Course :		Timekeeper :
-------------------	--	--------------

Mono Championship (2000 and Classic)
QUALIFYING - RACE 7 - LAP ANALYSIS

1	Neil HARRISON		Dallara F398 1998				
1 -	2:09.392	+ 3.557	12:04:17.948	4 -	2:06.926	+ 1.091	12:10:38.277
2 -	2:05.835		12:06:23.783	5 -	2:13.918	+ 8.083	12:12:52.195
3 -	2:07.568	+ 1.733	12:08:31.351				
2	Jeremy TIMMS		Dallara F397 2000				
1 -	2:21.690	+ 17.700	12:04:24.331	4 -	2:03.990		12:10:52.317
2 -	2:08.690	+ 4.700	12:06:33.021	5 -	2:11.165	+ 7.175	12:13:03.482
3 -	2:15.306	+ 11.316	12:08:48.327				
5	Russ GILES		Reynard 913 2000				
1 -	2:30.698	+ 11.794	12:05:49.002	3 -	2:21.949	+ 3.045	12:10:29.855
2 -	2:18.904		12:08:07.906	4 -	2:47.598	+ 28.694	12:13:17.453
7	Geoff FERN		Dallara TFR08 2000				
1 -	3:30.676	+ 1:12.006	12:06:23.967	3 -	2:28.668	+ 9.998	12:11:22.303
2 -	2:29.668	+ 10.998	12:08:53.635	4 -	2:18.670		12:13:40.973
16	Mark SMITH		Tatuus RC97 2000				
1 -	2:27.501		12:05:18.799	3 -	2:41.840	+ 14.339	12:11:43.169
2 -	3:42.530	+ 1:15.029	12:09:01.329	4 -	2:39.166	+ 11.665	12:14:22.335
17	Graham PROBYN		Reynard 863 2000				
1 -	2:39.038	+ 4.886	12:05:22.934	3 -	2:34.152		12:10:33.064
2 -	2:35.978	+ 1.826	12:07:58.912	4 -	2:43.105	+ 8.953	12:13:16.169
18	Richard BASTOW		Mygale SJ00 2000				
1 -	2:55.948		12:06:13.056	3 -	3:39.335 P	+ 43.387	12:12:31.318
2 -	2:38.927 P	+ -17.021	12:08:51.983				
19	Nick CATANZARO		Formula Vauxhall Lotus 2000				
1 -	2:29.619	+ 4.140	12:05:43.355	3 -	2:25.479		12:10:34.869
2 -	2:26.035	+ 0.556	12:08:09.390	4 -	2:31.356	+ 5.877	12:13:06.225
20	Jeremy GOODMAN		Ralt RT3 2000				
1 -	2:18.421	+ 6.141	12:04:45.510	4 -	2:14.444	+ 2.164	12:11:26.608
2 -	2:14.374	+ 2.094	12:06:59.884	5 -	2:15.821	+ 3.541	12:13:42.429
3 -	2:12.280		12:09:12.164				
22	Howard SEWARD		TOMS Uk Supercup 2000				
1 -	2:46.975	+ 0.101	12:06:03.757	2 -	2:46.874		12:08:50.631
23	Richard SNUGGS		Ralt RT30 2000				
1 -	2:27.559	+ 10.270	12:05:12.644	4 -	2:19.165	+ 1.876	12:12:13.337
2 -	2:19.826	+ 2.537	12:07:32.470	5 -	2:17.289		12:14:30.626
3 -	2:21.702	+ 4.413	12:09:54.172				
27	Richard P TAYLOR		Tatuus RC96 2000				
1 -	2:47.696		12:06:02.852	3 -	2:50.390	+ 2.694	12:11:50.123
2 -	2:56.881	+ 9.185	12:08:59.733	4 -	2:52.640	+ 4.944	12:14:42.763
28	Leonard COLEMAN		Lotus Vauxhall Lotus Vauxhall 2000				
1 -	2:26.331	+ 7.148	12:05:33.807	3 -	2:24.091	+ 4.908	12:10:20.344
2 -	2:22.446	+ 3.263	12:07:56.253	4 -	2:19.183		12:12:39.527
29	Richard PURCELL		Raynard Formula Vauxhall Lotus 2000				
1 -	2:23.270	+ 14.646	12:05:20.398	4 -	2:08.624		12:11:54.170
2 -	2:14.984	+ 6.360	12:07:35.382	5 -	2:10.809	+ 2.185	12:14:04.979
3 -	2:10.164	+ 1.540	12:09:45.546				


Weather / Track : Rain / Wet

Mono Championship (2000 and Classic)
QUALIFYING - RACE 7 - LAP ANALYSIS

35	Nicholas RUDD		Formula Vauxhall Lotus 2000			
1 -	2:37.612	+ 3.978	12:05:18.494	3 -	2:33.634	12:10:29.217
2 -	2:37.089	+ 3.455	12:07:55.583	4 -	2:41.665	+ 8.031 12:13:10.882
41	Tristan CLIFFE		Reynard 883 2000			
1 -	2:10.092	+ 5.798	12:04:45.826	4 -	2:04.294	12:11:04.935
2 -	2:07.493	+ 3.199	12:06:53.319	5 -	2:05.653	+ 1.359 12:13:10.588
3 -	2:07.322	+ 3.028	12:09:00.641			
42	Tom BROWN		Formula Vauxhall 2000			
1 -	2:29.583	+ 6.005	12:05:54.369	3 -	2:23.578	12:10:42.507
2 -	2:24.560	+ 0.982	12:08:18.929	4 -	2:50.711	+ 27.133 12:13:33.218
47	Barry SMITH		Van Diemen FX02 2000			
1 -	2:20.558	+ 3.028	12:04:56.047	4 -	2:18.283	+ 0.753 12:11:50.006
2 -	2:18.146	+ 0.616	12:07:14.193	5 -	2:24.701	+ 7.171 12:14:14.707
3 -	2:17.530		12:09:31.723			
80	Nick ANSTRUTHER		Bowman BC3 2000			
1 -	2:21.773	+ 12.831	12:05:23.126	4 -	2:08.942	12:11:57.293
2 -	2:14.380	+ 5.438	12:07:37.506	5 -	2:13.848	+ 4.906 12:14:11.141
3 -	2:10.845	+ 1.903	12:09:48.351			

Mono Championship (2000 and Classic)

RACE 7 - GRID

ROW 10	2:55.948 18 Richard BASTOW	
ROW 9	2:46.874 22 Howard SEWARD	2:47.696 27 Richard P TAYLOR
ROW 8	2:33.634 35 Nicholas RUDD	2:34.152 17 Graham PROBYN
ROW 7	2:25.479 19 Nick CATANZARO	2:27.501 16 Mark SMITH
ROW 6	2:19.183 28 Leonard COLEMAN	2:23.578 42 Tom BROWN
ROW 5	2:18.670 7 Geoff FERN	2:18.904 5 Russ GILES
ROW 4	2:17.289 23 Richard SNUGGS	2:17.530 47 Barry SMITH
ROW 3	2:08.942 80 Nick ANSTRUTHER	2:12.280 20 Jeremy GOODMAN
ROW 2	2:05.835 1 Neil HARRISON	2:08.624 29 Richard PURCELL
ROW 1	2:03.990 2 Jeremy TIMMS	2:04.294 41 Tristan CLIFFE
Pole		
		

Oulton Park International
Circuit Length = 2.6920 miles

These results are provisional until the conclusion of any judicial and technical matters.

Clerk of Course :

Timekeeper :

Mono Championship (2000 and Classic)

RACE 7 - CLASSIFICATION

POS	NO	CL	NAME	ENTRY	LAPS	TIME	GAP	DIFF	MPH	BEST	ON
1	2	200	Jeremy TIMMS	Dallara F397 2000	4	7:00.038			92.28	1:40.997	3
2	80	CL	Nick ANSTRUTHER	Bowman BC3 2000	4	7:25.160	25.122	25.122	87.08	1:46.960	4
3	7	200	Geoff FERN	Dallara TFR08 2000	4	7:46.869	46.831	21.709	83.03	1:49.318	4
4	47	200	Barry SMITH	Van Diemen FX02 2000	4	7:48.391	48.353	1.522	82.76	1:50.723	4
5	5	CL	Russ GILES	Reynard 913 2000	4	7:59.275	59.237	10.884	80.88	1:54.798	3
6	23	CL	Richard SNUGGS	Ralt RT30 2000	4	7:59.354	59.316	0.079	80.86	1:55.470	3
7	20	200	Jeremy GOODMAN	Ralt RT3 2000	4	8:02.410	1:02.372	3.056	80.35	1:53.827	4
8	22	200	Howard SEWARD	TOMS Uk Supercup 2000	4	8:10.758	1:10.720	8.348	78.99	1:55.289	4
9	19	CL	Nick CATANZARO	Formula Vauxhall Lotus 2000	4	8:18.302	1:18.264	7.544	77.79	2:00.970	2
10	28	CL	Leonard COLEMAN	Lotus Vauxhall Lotus Vauxhall 2000	4	8:19.099	1:19.061	0.797	77.67	1:58.902	4
11	35	CL	Nicholas RUDD	Formula Vauxhall Lotus 2000	4	8:30.576	1:30.538	11.477	75.92	2:03.014	2
12	17	CL	Graham PROBYN	Reynard 863 2000	4	8:37.843	1:37.805	7.267	74.85	2:02.749	4
13	27	CL	Richard P TAYLOR	Tatuus RC96 2000	3	7:20.286	1 lap	1 lap	66.03	2:17.868	3
NOT CLASSIFIED											
<i>DQ</i>	1	200	Neil HARRISON	Dallara F398 1998	4	7:18.119	18.081	0.000	88.48	1:46.065	4
<i>DNF</i>	18	200	Richard BASTOW	Mygale SJ00 2000	0						
<i>DQ</i>	41	CL	Tristan CLIFFE	Reynard 883 2000	4	7:23.794	23.756	0.000	87.34	1:47.170	4
<i>DQ</i>	29	CL	Richard PURCELL	Raynard Formula Vauxhall Lotus 2000	4	7:23.931	23.893	0.137	87.32	1:46.916	4
<i>DNF</i>	16	CL	Mark SMITH	Tatuus RC97 2000	1	2:35.078	3 laps	3 laps	62.49	2:35.078	1
FASTEST LAP											
	2	200	Jeremy TIMMS	Dallara F397 2000	3	1:40.997		95.95 mph		154.42 kph	
	29	CL	Richard PURCELL	Raynard Formula Vauxhall Lotus 2000	4	1:46.916		90.64 mph		145.87 kph	

Weather / Track : Cloudy / Dry

These results are provisional until the conclusion of any judicial and technical matters.

Oulton Park International
Circuit Length = 2.6920 miles
Start: 17:46 End: 18:00

Clerk of Course :

Timekeeper :

Mono Championship (2000 and Classic)

RACE 7 - LAP CHART

Lap 1			Lap 2			Lap 3			Lap 4		
No	Behind	Laptime	No	Behind	Laptime	No	Behind	Laptime	No	Behind	Laptime
2		1:55.108	2		1:41.729	2		1:40.997	2		1:42.204
1	3.311	1:58.419	1	8.298	1:46.716	1	14.220	1:46.919	1	18.081	1:46.065
41	5.493	2:00.601	41	11.330	1:47.566	41	18.790	1:48.457	27	1 LAP	2:17.868
29	6.011	2:01.119	29	12.703	1:48.421	29	19.181	1:47.475	41	23.756	1:47.170
80	7.184	2:02.292	80	13.238	1:47.783	80	20.366	1:48.125	29	23.893	1:46.916
20	11.711	2:06.819	20	24.029	1:54.047	7	39.717	1:55.413	80	25.122	1:46.960
47	12.340	2:07.448	47	24.737	1:54.126	47	39.834	1:56.094	7	46.831	1:49.318
7	12.712	2:07.820	7	25.301	1:54.318	5	45.536	1:54.798	47	48.353	1:50.723
23	16.513	2:11.621	23	31.415	1:56.631	23	45.888	1:55.470	5	59.237	1:55.905
5	16.825	2:11.933	5	31.735	1:56.639	20	50.749	2:07.717	23	59.316	1:55.632
19	18.727	2:13.835	19	37.968	2:00.970	22	57.635	1:58.300	20	1:02.372	1:53.827
22	22.891	2:17.999	22	40.332	1:59.170	19	59.350	2:02.379	22	1:10.720	1:55.289
28	23.928	2:19.036	28	43.471	2:01.272	28	1:02.363	1:59.889	19	1:18.264	2:01.118
35	25.524	2:20.632	35	46.809	2:03.014	35	1:09.061	2:03.249	28	1:19.061	1:58.902
17	29.839	2:24.947	17	53.276	2:05.166	17	1:17.260	2:04.981	35	1:30.538	2:03.681
16	39.970	2:35.078	27	1:25.581	2:22.789				17	1:37.805	2:02.749
27	44.521	2:39.629									

Jaguar Classic Parts Jaguar Saloons Championship

QUALIFYING - RACE 8 - CLASSIFICATION

POS	NO	CL	NAME	ENTRY	TIME	ON	LAPS	GAP	DIFF	MPH
1	48	D	Mike CANN	Jaguar XJ40 4000	2:30.073	4	5			64.57
2	18	E	Nick GWINNUTT	Jaguar XJ6 (X300) 5990	2:30.432	4	5	0.359	0.359	64.42
3	19	E	Stephen AVERY	Jaguar XJ6 X300 4000	2:30.621	4	5	0.548	0.189	64.34
4	32	B	Richard DORLIN	Jaguar XJ6 4200	2:30.924	5	5	0.851	0.303	64.21
5	62	B	Tim MORRANT	Jaguar XJ6 Series 1 4200	2:32.079	4	5	2.006	1.155	63.72
6	35	A	Philip WOODS	Jaguar XJ40 4000	2:33.576	3	5	3.503	1.497	63.10
7	37	A	Kenneth ANGELL	Jaguar XJ40 4000	2:34.718	5	5	4.645	1.142	62.63
8	21	B	Richard MORRANT	Jaguar XJ40 4000	2:35.254	5	5	5.181	0.536	62.42
9	1	B	Chris BOON	Jaguar XJR 4000	2:35.395	4	5	5.322	0.141	62.36
10	57	B	David BYE	Jaguar XJ6 Coupe 4200	2:35.750	4	5	5.677	0.355	62.22
11	46	A	Dean SEWELL	Jaguar XJ6 4200	2:35.880	4	5	5.807	0.130	62.17
12	7	E	Trevor BAINES	Jaguar X-Type 3000	2:36.274	4	4	6.201	0.394	62.01
13	10	D	Peter DORLIN	Jaguar Mk2 3800	2:36.475	4	5	6.402	0.201	61.93
14	61	A	Duncan ROSS	Jaguar XJ40 3600	2:37.820	4	5	7.747	1.345	61.40
15	79	B	John SLATER	Jaguar XJ40 3982	2:39.718	4	5	9.645	1.898	60.67
16	3	E	Brian GEORGE	Jaguar XJ6 X300 4000	2:41.976	5	5	11.903	2.258	59.83
17	66	B	Robert MACVICAR	Jaguar XJC 4200	2:44.218	4	5	14.145	2.242	59.01
18	26	E	Neil TAYLOR	Jaguar S-Type 3000	2:44.988	4	5	14.915	0.770	58.73
19	36	A	Colin MC KAY	Jaguar Mk. 2 4200	2:45.446	4	4	15.373	0.458	58.57
20	91	A	Patrick G. DOYLE	Jaguar XJ6 Coupe 4200	2:47.602	4	4	17.529	2.156	57.82
21	12	D	Andrew JEFFERY	Jaguar Lister XJ6 4000	2:53.834	4	4	23.761	6.232	55.75
22	72	A	Guy CONNEW	Jaguar XJ6 S2 4200	3:10.835	1	3	40.762	17.001	50.78
23	30	A	Robert DREWERY	Jaguar XJ40 4000		0	1			

Weather / Track : Rain / Wet

These results are provisional until the conclusion of any judicial and technical matters.

Oulton Park International
Circuit Length = 2.6920 miles
Start: 12:23 End: 12:41

Clerk of Course :	Timekeeper :
-------------------	--------------

Jaguar Classic Parts Jaguar Saloons Championship

QUALIFYING - RACE 8 - LAP ANALYSIS

1	Chris BOON		Jaguar XJR 4000			
1 -	2:40.948	+ 5.553	12:29:22.553	4 -	2:35.395	12:37:19.972
2 -	2:41.087	+ 5.692	12:32:03.640	5 -	2:36.488	+ 1.093 12:39:56.460
3 -	2:40.937	+ 5.542	12:34:44.577			
3	Brian GEORGE		Jaguar XJ6 X300 4000			
1 -	2:58.745	+ 16.769	12:30:17.638	4 -	2:45.280	+ 3.304 12:38:39.994
2 -	2:50.173	+ 8.197	12:33:07.811	5 -	2:41.976	12:41:21.970
3 -	2:46.903	+ 4.927	12:35:54.714			
7	Trevor BAINES		Jaguar X-Type 3000			
1 -	2:56.914	+ 20.640	12:30:56.891	3 -	2:37.154	+ 0.880 12:36:12.046
2 -	2:38.001	+ 1.727	12:33:34.892	4 -	2:36.274	12:38:48.320
10	Peter DORLIN		Jaguar Mk2 3800			
1 -	2:39.988	+ 3.513	12:29:25.070	4 -	2:36.475	12:37:18.357
2 -	2:39.287	+ 2.812	12:32:04.357	5 -	2:37.191	+ 0.716 12:39:55.548
3 -	2:37.525	+ 1.050	12:34:41.882			
12	Andrew JEFFERY		Jaguar Lister XJ6 4000			
1 -	3:02.534	+ 8.700	12:30:24.975	3 -	2:57.736	+ 3.902 12:36:20.299
2 -	2:57.588	+ 3.754	12:33:22.563	4 -	2:53.834	12:39:14.133
18	Nick GWINNUTT		Jaguar XJ6 (X300) 5990			
1 -	2:37.897	+ 7.465	12:30:22.321	4 -	2:30.432	12:37:58.325
2 -	2:32.810	+ 2.378	12:32:55.131	5 -	2:28.982 D	+ -1.450 12:40:27.307
3 -	2:32.762	+ 2.330	12:35:27.893			
19	Stephen AVERY		Jaguar XJ6 X300 4000			
1 -	2:59.310	+ 28.689	12:30:55.697	4 -	2:30.621	12:38:31.287
2 -	2:31.229 D	+ 0.608	12:33:26.926	5 -	2:33.910	+ 3.289 12:41:05.197
3 -	2:33.740	+ 3.119	12:36:00.666			
21	Richard MORRANT		Jaguar XJ40 4000			
1 -	2:37.330	+ 2.076	12:29:33.943	4 -	2:35.798	+ 0.544 12:37:22.366
2 -	2:37.219	+ 1.965	12:32:11.162	5 -	2:35.254	12:39:57.620
3 -	2:35.406	+ 0.152	12:34:46.568			
26	Neil TAYLOR		Jaguar S-Type 3000			
1 -	2:51.023	+ 6.035	12:29:36.224	4 -	2:44.988	12:37:56.314
2 -	2:49.410	+ 4.422	12:32:25.634	5 -	2:45.332	+ 0.344 12:40:41.646
3 -	2:45.692	+ 0.704	12:35:11.326			
30	Robert DREWERY		Jaguar XJ40 4000			
1 -	3:04.464 P	- 03:57:50.312	12:30:20.497			
32	Richard DORLIN		Jaguar XJ6 4200			
1 -	2:33.626	+ 2.702	12:29:06.289	4 -	2:32.086	+ 1.162 12:36:43.733
2 -	2:32.236	+ 1.312	12:31:38.525	5 -	2:30.924	12:39:14.657
3 -	2:33.122	+ 2.198	12:34:11.647			
35	Philip WOODS		Jaguar XJ40 4000			
1 -	2:35.294	+ 1.718	12:29:38.975	4 -	2:35.835	+ 2.259 12:37:24.837
2 -	2:36.451	+ 2.875	12:32:15.426	5 -	2:41.198	+ 7.622 12:40:06.035
3 -	2:33.576		12:34:49.002			
36	Colin MC KAY		Jaguar Mk. 2 4200			
1 -	3:01.459	+ 16.013	12:30:25.632	3 -	2:47.225	+ 1.779 12:36:05.095
2 -	2:52.238	+ 6.792	12:33:17.870	4 -	2:45.446	12:38:50.541

Weather / Track : Rain / Wet


Jaguar Classic Parts Jaguar Saloons Championship

QUALIFYING - RACE 8 - LAP ANALYSIS

37	Kenneth ANGELL		Jaguar XJ40 4000				
1 -	2:40.643	+ 5.925	12:29:46.349	4 -	2:35.114	+ 0.396	12:37:36.285
2 -	2:38.737 D	+ 4.019	12:32:25.086	5 -	2:34.718		12:40:11.003
3 -	2:36.085	+ 1.367	12:35:01.171				
46	Dean SEWELL		Jaguar XJ6 4200				
1 -	2:39.701	+ 3.821	12:29:25.931	4 -	2:35.880		12:37:24.318
2 -	2:40.553	+ 4.673	12:32:06.484	5 -	2:37.318	+ 1.438	12:40:01.636
3 -	2:41.954	+ 6.074	12:34:48.438				
48	Mike CANN		Jaguar XJ40 4000				
1 -	2:52.019	+ 21.946	12:30:11.570	4 -	2:30.073		12:38:00.314
2 -	2:43.099	+ 13.026	12:32:54.669	5 -	2:36.046	+ 5.973	12:40:36.360
3 -	2:35.572	+ 5.499	12:35:30.241				
57	David BYE		Jaguar XJ6 Coupe 4200				
1 -	2:44.158	+ 8.408	12:29:31.724	4 -	2:35.750		12:37:21.087
2 -	2:35.848	+ 0.098	12:32:07.572	5 -	2:36.003	+ 0.253	12:39:57.090
3 -	2:37.765	+ 2.015	12:34:45.337				
61	Duncan ROSS		Jaguar XJ40 3600				
1 -	2:54.300	+ 16.480	12:30:09.352	4 -	2:37.820		12:38:24.413
2 -	2:44.040	+ 6.220	12:32:53.392	5 -	2:59.764	+ 21.944	12:41:24.177
3 -	2:53.201	+ 15.381	12:35:46.593				
62	Tim MORRANT		Jaguar XJ6 Series 1 4200				
1 -	2:40.734	+ 8.655	12:29:24.078	4 -	2:32.079		12:37:07.240
2 -	2:38.342	+ 6.263	12:32:02.420	5 -	2:34.327	+ 2.248	12:39:41.567
3 -	2:32.741	+ 0.662	12:34:35.161				
66	Robert MACVICAR		Jaguar XJC 4200				
1 -	2:50.486	+ 6.268	12:30:05.616	4 -	2:44.218		12:38:24.125
2 -	2:47.470	+ 3.252	12:32:53.086	5 -	2:45.199	+ 0.981	12:41:09.324
3 -	2:46.821	+ 2.603	12:35:39.907				
72	Guy CONNEW		Jaguar XJ6 S2 4200				
1 -	3:10.835		12:30:24.750	3 -	3:14.214	+ 3.379	12:36:54.123
2 -	3:15.159	+ 4.324	12:33:39.909				
79	John SLATER		Jaguar XJ40 3982				
1 -	2:47.163	+ 7.445	12:29:55.605	4 -	2:39.718		12:37:59.906
2 -	2:43.769	+ 4.051	12:32:39.374	5 -	2:43.168	+ 3.450	12:40:43.074
3 -	2:40.814	+ 1.096	12:35:20.188				
91	Patrick G. DOYLE		Jaguar XJ6 Coupe 4200				
1 -	3:01.187	+ 13.585	12:30:58.529	3 -	2:54.702	+ 7.100	12:36:45.827
2 -	2:52.596	+ 4.994	12:33:51.125	4 -	2:47.602		12:39:33.429

Jaguar Classic Parts Jaguar Saloons Championship

RACE 8 - GRID

ROW 12	30 Robert DREWERY	
ROW 11	12 2:53.834 Andrew JEFFERY	72 3:10.835 Guy CONNEW
ROW 10	36 2:45.446 Colin MC KAY	91 2:47.602 Patrick G. DOYLE
ROW 9	66 2:44.218 Robert MACVICAR	26 2:44.988 Neil TAYLOR
ROW 8	79 2:39.718 John SLATER	3 2:41.976 Brian GEORGE
ROW 7	10 2:36.475 Peter DORLIN	61 2:37.820 Duncan ROSS
ROW 6	46 2:35.880 Dean SEWELL	7 2:36.274 Trevor BAINES
ROW 5	1 2:35.395 Chris BOON	57 2:35.750 David BYE
ROW 4	37 2:34.718 Kenneth ANGELL	21 2:35.254 Richard MORRANT
ROW 3	62 2:32.079 Tim MORRANT	35 2:33.576 Philip WOODS
ROW 2	19 2:30.621 Stephen AVERY	32 2:30.924 Richard DORLIN
ROW 1	48 2:30.073 Mike CANN	18 2:30.432 Nick GWINNUTT
Pole		
		

Car 30 1 Lap only

Oulton Park International
Circuit Length = 2.6920 miles

These results are provisional until the conclusion of any judicial and technical matters.

Clerk of Course :

Timekeeper :

Jaguar Classic Parts Jaguar Saloons Championship

RACE 8 - CLASSIFICATION

POS	NO	CL	NAME	ENTRY	LAPS	TIME	GAP	DIFF	MPH	BEST	ON
1	32	B	Richard DORLIN	Jaguar XJ6 4200	4	10:14.757			63.05	2:30.148	3
2	48	D	Mike CANN	Jaguar XJ40 4000	4	10:34.413	19.656	19.656	61.10	2:34.137	4
3	18	E	Nick GWINNUTT	Jaguar XJ6 (X300) 5990	4	10:35.648	20.891	1.235	60.98	2:34.191	4
4	37	A	Kenneth ANGELL	Jaguar XJ40 4000	4	10:35.949	21.192	0.301	60.95	2:33.324	4
5	35	A	Philip WOODS	Jaguar XJ40 4000	4	10:36.254	21.497	0.305	60.92	2:34.173	4
6	19	E	Stephen AVERY	Jaguar XJ6 X300 4000	4	10:37.455	22.698	1.201	60.81	2:32.482	4
7	21	B	Richard MORRANT	Jaguar XJ40 4000	4	10:42.549	27.792	5.094	60.33	2:36.799	2
8	10	D	Peter DORLIN	Jaguar Mk2 3800	4	10:51.200	36.443	8.651	59.52	2:34.169	4
9	57	B	David BYE	Jaguar XJ6 Coupe 4200	4	10:54.085	39.328	2.885	59.26	2:37.263	4
10	46	A	Dean SEWELL	Jaguar XJ6 4200	4	10:56.256	41.499	2.171	59.07	2:37.248	4
11	1	B	Chris BOON	Jaguar XJR 4000	4	10:57.171	42.414	0.915	58.98	2:37.463	4
12	7	E	Trevor BAINES	Jaguar X-Type 3000	4	10:58.022	43.265	0.851	58.91	2:37.080	4
13	61	A	Duncan ROSS	Jaguar XJ40 3600	4	11:00.780	46.023	2.758	58.66	2:38.290	4
14	79	B	John SLATER	Jaguar XJ40 3982	4	11:13.490	58.733	12.710	57.55	2:41.102	4
15	3	E	Brian GEORGE	Jaguar XJ6 X300 4000	4	11:35.652	1:20.895	22.162	55.72	2:46.995	2
16	26	E	Neil TAYLOR	Jaguar S-Type 3000	4	11:36.214	1:21.457	0.562	55.68	2:44.966	4
17	36	A	Colin MC KAY	Jaguar Mk. 2 4200	4	11:42.604	1:27.847	6.390	55.17	2:48.368	3
18	91	A	Patrick G. DOYLE	Jaguar XJ6 Coupe 4200	4	11:42.605	1:27.848	0.001	55.17	2:48.368	3
19	30	A	Robert DREWERY	Jaguar XJ40 4000	4	12:02.268	1:47.511	19.663	53.67	2:52.568	2
20	66	B	Robert MACVICAR	Jaguar XJC 4200	4	12:09.627	1:54.870	7.359	53.13	2:49.508	4
21	12	D	Andrew JEFFERY	Jaguar Lister XJ6 4000	4	12:33.981	2:19.224	24.354	51.41	2:59.964	3

NOT CLASSIFIED

DNF	62	B	Tim MORRANT	Jaguar XJ6 Series 1 4200	1	3:51.234	3 laps	3 laps	41.91		
DNF	72	A	Guy CONNEW	Jaguar XJ6 S2 4200	0						

FASTEST LAP

32	B	Richard DORLIN	Jaguar XJ6 4200	3	2:30.148	64.54 mph	103.87 kph
19	E	Stephen AVERY	Jaguar XJ6 X300 4000	4	2:32.482	63.55 mph	102.28 kph
48	D	Mike CANN	Jaguar XJ40 4000	4	2:34.137	62.87 mph	101.18 kph
37	A	Kenneth ANGELL	Jaguar XJ40 4000	4	2:33.324	63.20 mph	101.72 kph

Weather / Track : Rain / Wet

These results are provisional until the conclusion of any judicial and technical matters.

Oulton Park International
Circuit Length = 2.6920 miles
Start: 18:16 End: 18:29

Clerk of Course :

Timekeeper :

Jaguar Classic Parts Jaguar Saloons Championship

RACE 8 - LAP CHART

Lap 1			Lap 2			Lap 3			Lap 4		
No	Behind	Laptime	No	Behind	Laptime	No	Behind	Laptime	No	Behind	Laptime
32		2:40.824	32		2:31.808	32		2:30.148	32		2:31.977
48	7.371	2:48.195	48	11.667	2:36.104	48	17.496	2:35.977	48	19.656	2:34.137
18	8.057	2:48.881	18	12.650	2:36.401	18	18.677	2:36.175	18	20.891	2:34.191
35	8.855	2:49.679	35	13.800	2:36.753	35	19.301	2:35.649	37	21.192	2:33.324
21	9.972	2:50.796	21	14.963	2:36.799	37	19.845	2:34.439	35	21.497	2:34.173
37	10.954	2:51.778	37	15.554	2:36.408	21	21.681	2:36.866	19	22.698	2:32.482
19	11.900	2:52.724	19	16.742	2:36.650	19	22.193	2:35.599	21	27.792	2:38.088
57	14.326	2:55.150	57	23.460	2:40.942	57	34.042	2:40.730	10	36.443	2:34.169
46	16.336	2:57.160	10	24.365	2:39.084	10	34.251	2:40.034	57	39.328	2:37.263
10	17.089	2:57.913	46	26.946	2:42.418	46	36.228	2:39.430	46	41.499	2:37.248
1	19.139	2:59.963	1	28.129	2:40.798	1	36.928	2:38.947	1	42.414	2:37.463
7	20.421	3:01.245	7	28.866	2:40.253	7	38.162	2:39.444	7	43.265	2:37.080
61	21.615	3:02.439	61	30.082	2:40.275	61	39.710	2:39.776	61	46.023	2:38.290
79	26.211	3:07.035	79	37.233	2:42.830	79	49.608	2:42.523	79	58.733	2:41.102
3	31.853	3:12.677	3	47.040	2:46.995	3	1:05.474	2:48.582	3	1:20.895	2:47.398
26	32.710	3:13.534	26	48.698	2:47.796	26	1:08.468	2:49.918	26	1:21.457	2:44.966
36	34.785	3:15.609	36	52.871	2:49.894	36	1:11.091	2:48.368	36	1:27.847	2:48.733
91	35.421	3:16.245	91	52.872	2:49.259	91	1:11.092	2:48.368	91	1:27.848	2:48.733
30	37.508	3:18.332	30	58.268	2:52.568	30	1:23.636	2:55.516	30	1:47.511	2:55.852
66	46.021	3:26.845	66	1:10.657	2:56.444	66	1:37.339	2:56.830	66	1:54.870	2:49.508
12	49.663	3:30.487	12	1:21.222	3:03.367	12	1:51.038	2:59.964	12	2:19.224	3:00.163
62	1:10.410	3:51.234									