



RACE DAY

Donington Park

4th April 2009



Results Provided by Timing Solutions Ltd
www.tsl-timing.com

"Equipe" GTS

QUALIFYING FOR RACE 1 - CLASSIFICATION

POS	NO	CL	NAME	ENTRY	TIME	ON	LAPS	GAP	DIFF	MPH
1	2	4	Rod BEGBIE	TVR Gantura Mk3	1:27.615	10	10			80.42
2	21	4	Brian LAMBERT	MGB	1:28.431	9	10	0.816	0.816	79.68
3	4	4	James COTTINGHAM	MGB	1:28.520	8	10	0.905	0.089	79.60
4	22	4	Tom SMITH	MGB	1:28.781	7	7	1.166	0.261	79.36
5	76	4	Mark ASHWORTH	TVR Grantura 1800S	1:28.936	7	8	1.321	0.155	79.22
6	49	4	Malcolm JOHNSON	TVR Grantura Mk3	1:29.697	9	10	2.082	0.761	78.55
7	78	4	Simon ASHWORTH	MGB	1:30.375	10	10	2.760	0.678	77.96
8	89	4	Jerry STOCK	MGB	1:31.201	9	10	3.586	0.826	77.26
9	69	4	Rob CULL	TVR Grantura Mk3	1:31.999	6	7	4.384	0.798	76.59
10	57	3	Mark ELLIS	MGA Twin Cam	1:32.038	7	9	4.423	0.039	76.55
11	6	5	John ANDON	Triumph TR4	1:32.136	8	9	4.521	0.098	76.47
12	73	4	Graham SHRIGLEY-JONES	MGB	1:32.385	6	9	4.770	0.249	76.27
13	64	4	Colin ELSTROP	TVR Grantura Mk3	1:34.862	7	9	7.247	2.477	74.27
14	63	4	Graham BATES	MGB	1:34.942	9	9	7.327	0.080	74.21
15	51	4	John PEARSON	MGB	1:35.191	8	9	7.576	0.249	74.02
16	7	2	Brian ARCULUS	WSM Midget	1:35.684	5	5	8.069	0.493	73.64
17	9	5	Mark HOBLE	Morgan Plus 4	1:36.005	9	9	8.390	0.321	73.39
18	27	4	Bob ALLEN	MGB	1:36.156	3	5	8.541	0.151	73.28
19	54	4	Peter BOLDESON	MGB	1:37.263	8	9	9.648	1.107	72.44
20	88	5	Andy SOMERVILLE	Triumph TR4	1:38.127	8	8	10.512	0.864	71.80
21	36	4	Nick WILKINS	MGA	1:38.585	3	9	10.970	0.458	71.47
22	74	4	John YEA	MGB	1:38.609	4	4	10.994	0.024	71.45
23	66	4	Graeme FORRESTER	MGB	1:39.004	8	9	11.389	0.395	71.17
24	48	2	Michael ASHLEY-BROWN	Lotus Elite	1:39.226	9	9	11.611	0.222	71.01
25	26	4	Stephen RADCLIFFE	MGB	1:39.994	1	1	12.379	0.768	70.46
26	52	2	Chris GORDON	Triumph Spitfire	1:40.105	3	5	12.490	0.111	70.38
27	97	2	Nick ATKINS	Lotus Elite	1:40.581	9	9	12.966	0.476	70.05
28	55	2	Dave WOOD	Lancia Fulvia	1:40.597	6	8	12.982	0.016	70.04
29	12	3	Simon GURNEY	MGA Sebring	1:40.955	8	9	13.340	0.358	69.79
30	28	2	Clive COCKS	WSM Sprite	1:41.160	8	9	13.545	0.205	69.65
31	60	4	Nick CREWDSON	MGB	1:41.589	7	8	13.974	0.429	69.36
32	33	3	Keith HAMPSON	Sunbeam Alpine Le Mans	1:42.228	8	9	14.613	0.639	68.92
33	24	4	Jon GROSS	Elva Courier	1:43.036	2	2	15.421	0.808	68.38
34	18	4	Linda PEARCY	MGB	1:43.078	8	9	15.463	0.042	68.35

CAR 69 - No Transponder - fix for Race

Weather / Track : Sunny / Dry

These results are provisional until the conclusion of any judicial and technical matters.

Donington Park National
Circuit Length = 1.9573 miles
Start: 09:00 End: 09:18

Clerk of Course :

Timekeeper :

"Equipe" GTS

QUALIFYING FOR RACE 1 - LAP ANALYSIS

2	Rod BEGBIE			4	TVR Gantura Mk3		
1 -	1:35.951	+ 8.336	9:02:50.527	6 -	1:35.533	+ 7.918	9:10:31.990
2 -	1:34.244	+ 6.629	9:04:24.771	7 -	1:30.305	+ 2.690	9:12:02.295
3 -	1:31.482	+ 3.867	9:05:56.253	8 -	1:29.929	+ 2.314	9:13:32.224
4 -	1:30.575	+ 2.960	9:07:26.828	9 -	1:29.065	+ 1.450	9:15:01.289
5 -	1:29.629	+ 2.014	9:08:56.457	10 -	1:27.615		9:16:28.904
4	James COTTINGHAM			4	MGB		
1 -	1:42.202	+ 13.682	9:02:45.781	6 -	1:32.999	+ 4.479	9:10:26.984
2 -	1:37.234	+ 8.714	9:04:23.015	7 -	1:28.530	+ 0.010	9:11:55.514
3 -	1:30.015	+ 1.495	9:05:53.030	8 -	1:28.520		9:13:24.034
4 -	1:30.362	+ 1.842	9:07:23.392	9 -	1:30.208	+ 1.688	9:14:54.242
5 -	1:30.593	+ 2.073	9:08:53.985	10 -	1:29.817	+ 1.297	9:16:24.059
6	John ANDON			5	Triumph TR4		
1 -	1:50.867	+ 18.731	9:03:38.290	6 -	1:33.027	+ 0.891	9:11:36.329
2 -	1:40.051	+ 7.915	9:05:18.341	7 -	1:33.919	+ 1.783	9:13:10.248
3 -	1:33.947	+ 1.811	9:06:52.288	8 -	1:32.136		9:14:42.384
4 -	1:35.518	+ 3.382	9:08:27.806	9 -	1:34.116	+ 1.980	9:16:16.500
5 -	1:35.496	+ 3.360	9:10:03.302				
7	Brian ARCULUS			2	WSM Midget		
1 -	1:43.626	+ 7.942	9:09:37.458	4 -	1:35.818	+ 0.134	9:14:33.743
2 -	1:42.367	+ 6.683	9:11:19.825	5 -	1:35.684		9:16:09.427
3 -	1:38.100	+ 2.416	9:12:57.925				
9	Mark HOBLE			5	Morgan Plus 4		
1 -	1:54.435	+ 18.430	9:03:41.930	6 -	1:42.458	+ 6.453	9:12:14.350
2 -	1:43.848	+ 7.843	9:05:25.778	7 -	1:39.267	+ 3.262	9:13:53.617
3 -	1:44.800	+ 8.795	9:07:10.578	8 -	1:39.063	+ 3.058	9:15:32.680
4 -	1:40.797	+ 4.792	9:08:51.375	9 -	1:36.005		9:17:08.685
5 -	1:40.517	+ 4.512	9:10:31.892				
12	Simon GURNEY			3	MGA Sebring		
1 -	1:52.397	+ 11.442	9:03:44.216	6 -	1:42.244	+ 1.289	9:12:16.686
2 -	1:43.069	+ 2.114	9:05:27.285	7 -	1:41.848	+ 0.893	9:13:58.534
3 -	1:43.931	+ 2.976	9:07:11.216	8 -	1:40.955		9:15:39.489
4 -	1:41.058	+ 0.103	9:08:52.274	9 -	1:42.104	+ 1.149	9:17:21.593
5 -	1:42.168	+ 1.213	9:10:34.442				
18	Linda PEARCY			4	MGB		
1 -	2:02.139	+ 19.061	9:03:16.929	6 -	1:49.064	+ 5.986	9:12:16.136
2 -	1:51.631	+ 8.553	9:05:08.560	7 -	1:46.995	+ 3.917	9:14:03.131
3 -	1:46.890	+ 3.812	9:06:55.450	8 -	1:43.078		9:15:46.209
4 -	1:46.803	+ 3.725	9:08:42.253	9 -	1:46.811	+ 3.733	9:17:33.020
5 -	1:44.819	+ 1.741	9:10:27.072				
21	Brian LAMBERT			4	MGB		
1 -	1:41.914	+ 13.483	9:02:48.470	6 -	1:36.104	+ 7.673	9:10:32.918
2 -	1:35.818	+ 7.387	9:04:24.288	7 -	1:30.820	+ 2.389	9:12:03.738
3 -	1:30.874	+ 2.443	9:05:55.162	8 -	1:29.553	+ 1.122	9:13:33.291
4 -	1:30.919	+ 2.488	9:07:26.081	9 -	1:28.431		9:15:01.722
5 -	1:30.733	+ 2.302	9:08:56.814	10 -	1:28.749	+ 0.318	9:16:30.471
22	Tom SMITH			4	MGB		
1 -	1:51.123	+ 22.342	9:03:45.953	5 -	1:33.461	+ 4.680	9:10:03.562
2 -	1:35.890	+ 7.109	9:05:21.843	6 -	1:29.824	+ 1.043	9:11:33.386
3 -	1:33.676	+ 4.895	9:06:55.519	7 -	1:28.781		9:13:02.167
4 -	1:34.582	+ 5.801	9:08:30.101				
24	Jon GROSS			4	Elva Courier		
1 -	1:56.502	+ 13.466	9:03:32.350	2 -	1:43.036		9:05:15.386

CAR 69 - No Transpoonder - fix for Race

Weather / Track : Sunny / Dry

www.tsl-timing.com

Donington Park National
Circuit Length = 1.9573 miles
Start: 09:00 End: 09:18

"Equipe" GTS
QUALIFYING FOR RACE 1 - LAP ANALYSIS

26	Stephen RADCLIFFE		4 MGB				
1 -	1:39.994		9:02:47.891				
27	Bob ALLEN		4 MGB				
1 -	1:42.654	+ 6.498	9:10:00.448	4 -	1:36.623	+ 0.467	9:14:53.172
2 -	1:39.945	+ 3.789	9:11:40.393	5 -	1:36.911	+ 0.755	9:16:30.083
3 -	1:36.156		9:13:16.549				
28	Clive COCKS		2 WSM Sprite				
1 -	1:56.454	+ 15.294	9:03:34.887	6 -	1:42.367	+ 1.207	9:12:10.804
2 -	1:42.947	+ 1.787	9:05:17.834	7 -	1:42.072	+ 0.912	9:13:52.876
3 -	1:43.630	+ 2.470	9:07:01.464	8 -	1:41.160		9:15:34.036
4 -	1:41.937	+ 0.777	9:08:43.401	9 -	1:41.513	+ 0.353	9:17:15.549
5 -	1:45.036	+ 3.876	9:10:28.437				
33	Keith HAMPSON		3 Sunbeam Alpine Le Mans				
1 -	1:52.696	+ 10.468	9:03:07.497	6 -	1:42.664	+ 0.436	9:11:58.432
2 -	1:48.543	+ 6.315	9:04:56.040	7 -	1:45.404	+ 3.176	9:13:43.836
3 -	1:45.374	+ 3.146	9:06:41.414	8 -	1:42.228		9:15:26.064
4 -	1:45.479	+ 3.251	9:08:26.893	9 -	1:44.196	+ 1.968	9:17:10.260
5 -	1:48.875	+ 6.647	9:10:15.768				
36	Nick WILKINS		4 MGA				
1 -	1:43.892	+ 5.307	9:03:00.530	6 -	1:41.402	+ 2.817	9:11:17.773
2 -	1:38.588	+ 0.003	9:04:39.118	7 -	1:40.755	+ 2.170	9:12:58.528
3 -	1:38.585		9:06:17.703	8 -	1:39.107	+ 0.522	9:14:37.635
4 -	1:39.296	+ 0.711	9:07:56.999	9 -	2:35.030 P	+ 56.445	9:17:12.665
5 -	1:39.372	+ 0.787	9:09:36.371				
48	Michael ASHLEY-BROWN		2 Lotus Elite				
1 -	1:55.370	+ 16.144	9:03:36.022	6 -	1:40.242	+ 1.016	9:12:01.261
2 -	1:45.605	+ 6.379	9:05:21.627	7 -	1:42.920	+ 3.694	9:13:44.181
3 -	1:40.078	+ 0.852	9:07:01.705	8 -	1:40.400	+ 1.174	9:15:24.581
4 -	1:39.335	+ 0.109	9:08:41.040	9 -	1:39.226		9:17:03.807
5 -	1:39.979	+ 0.753	9:10:21.019				
49	Malcolm JOHNSON		4 TVR Grantura Mk3				
1 -	1:49.745	+ 20.048	9:03:10.054	6 -	1:33.001	+ 3.304	9:11:16.034
2 -	1:48.545	+ 18.848	9:04:58.599	7 -	1:31.509	+ 1.812	9:12:47.543
3 -	1:37.215	+ 7.518	9:06:35.814	8 -	1:32.443	+ 2.746	9:14:19.986
4 -	1:34.393	+ 4.696	9:08:10.207	9 -	1:29.697		9:15:49.683
5 -	1:32.826	+ 3.129	9:09:43.033	10 -	1:31.636	+ 1.939	9:17:21.319
51	John PEARSON		4 MGB				
1 -	1:52.711	+ 17.520	9:03:16.969	6 -	1:36.977	+ 1.786	9:11:41.989
2 -	1:44.805	+ 9.614	9:05:01.774	7 -	1:36.861	+ 1.670	9:13:18.850
3 -	1:41.021	+ 5.830	9:06:42.795	8 -	1:35.191		9:14:54.041
4 -	1:41.984	+ 6.793	9:08:24.779	9 -	1:36.201	+ 1.010	9:16:30.242
5 -	1:40.233	+ 5.042	9:10:05.012				
52	Chris GORDON		2 Triumph Spitfire				
1 -	1:56.202	+ 16.097	9:03:54.802	4 -	1:40.607	+ 0.502	9:10:44.327
2 -	3:28.813	+ 1:48.708	9:07:23.615	5 -	1:40.327	+ 0.222	9:12:24.654
3 -	1:40.105		9:09:03.720				
54	Peter BOLDERSON		4 MGB				
1 -	1:50.436	+ 13.173	9:03:22.254	6 -	1:39.188	+ 1.925	9:11:45.826
2 -	1:44.015	+ 6.752	9:05:06.269	7 -	1:38.112	+ 0.849	9:13:23.938
3 -	1:40.251	+ 2.988	9:06:46.520	8 -	1:37.263		9:15:01.201
4 -	1:40.424	+ 3.161	9:08:26.944	9 -	1:38.264	+ 1.001	9:16:39.465
5 -	1:39.694	+ 2.431	9:10:06.638				

CAR 69 - No Transpoonder - fix for Race

Weather / Track : Sunny / Dry

www.tsl-timing.com

Page 2 of 4

Donington Park National
 Circuit Length = 1.9573 miles
 Start: 09:00 End: 09:18

Printed - 09.20 Saturday, 04 April 2009

"Equipe" GTS

QUALIFYING FOR RACE 1 - LAP ANALYSIS

55	Dave WOOD		2		Lancia Fulvia		
1 -	1:51.736	+ 11.139	9:03:21.568	5 -	1:43.226	+ 2.629	9:10:14.913
2 -	1:45.685	+ 5.088	9:05:07.253	6 -	1:40.597		9:11:55.510
3 -	1:42.291	+ 1.694	9:06:49.544	7 -	2:24.487	+ 43.890	9:14:19.997
4 -	1:42.143	+ 1.546	9:08:31.687	8 -	1:45.901	+ 5.304	9:16:05.898
57	Mark ELLIS		3		MGA Twin Cam		
1 -	1:53.159	+ 21.121	9:03:36.692	6 -	1:33.631	+ 1.593	9:11:42.244
2 -	1:43.178	+ 11.140	9:05:19.870	7 -	1:32.038		9:13:14.282
3 -	1:37.441	+ 5.403	9:06:57.311	8 -	1:38.522	+ 6.484	9:14:52.804
4 -	1:34.836	+ 2.798	9:08:32.147	9 -	1:40.257	+ 8.219	9:16:33.061
5 -	1:36.466	+ 4.428	9:10:08.613				
60	Nick CREWDSON		4		MGB		
1 -	1:52.873	+ 11.284	9:04:28.080	5 -	1:46.939	+ 5.350	9:11:32.086
2 -	1:46.469	+ 4.880	9:06:14.549	6 -	1:44.099	+ 2.510	9:13:16.185
3 -	1:45.227	+ 3.638	9:07:59.776	7 -	1:41.589		9:14:57.774
4 -	1:45.371	+ 3.782	9:09:45.147	8 -	1:42.749	+ 1.160	9:16:40.523
63	Graham BATES		4		MGB		
1 -	1:52.560	+ 17.618	9:03:37.680	6 -	1:38.899	+ 3.957	9:11:52.255
2 -	1:40.571	+ 5.629	9:05:18.251	7 -	1:37.439	+ 2.497	9:13:29.694
3 -	1:39.681	+ 4.739	9:06:57.932	8 -	1:36.340	+ 1.398	9:15:06.034
4 -	1:38.948	+ 4.006	9:08:36.880	9 -	1:34.942		9:16:40.976
5 -	1:36.476	+ 1.534	9:10:13.356				
64	Colin ELSTROP		4		TVR Grantura Mk3		
1 -	1:55.599	+ 20.737	9:03:56.557	6 -	1:41.970	+ 7.108	9:12:14.556
2 -	1:41.178	+ 6.316	9:05:37.735	7 -	1:34.862		9:13:49.418
3 -	1:37.052	+ 2.190	9:07:14.787	8 -	1:36.463	+ 1.601	9:15:25.881
4 -	1:39.787	+ 4.925	9:08:54.574	9 -	1:36.767	+ 1.905	9:17:02.648
5 -	1:38.012	+ 3.150	9:10:32.586				
66	Graeme FORRESTER		4		MGB		
1 -	1:52.112	+ 13.108	9:03:45.811	6 -	1:41.445	+ 2.441	9:12:17.777
2 -	1:43.197	+ 4.193	9:05:29.008	7 -	1:44.013	+ 5.009	9:14:01.790
3 -	1:43.410	+ 4.406	9:07:12.418	8 -	1:39.004		9:15:40.794
4 -	1:41.535	+ 2.531	9:08:53.953	9 -	1:39.979	+ 0.975	9:17:20.773
5 -	1:42.379	+ 3.375	9:10:36.332				
69	Rob CULL		4		TVR Grantura Mk3		
1 -	1:53.379	+ 21.380	9:03:32.847	5 -	1:33.122	+ 1.123	9:11:29.120
2 -	3:12.327	+ 1:40.328	9:06:45.174	6 -	1:31.999		9:13:01.119
3 -	1:34.451	+ 2.452	9:08:19.625	7 -	3:03.428	+ 1:31.429	9:16:04.547
4 -	1:36.373	+ 4.374	9:09:55.998				
73	Graham SHRIGLEY-JONES		4		MGB		
1 -	1:53.674	+ 21.289	9:03:27.160	6 -	1:32.385		9:11:33.130
2 -	1:42.721	+ 10.336	9:05:09.881	7 -	1:38.506	+ 6.121	9:13:11.636
3 -	1:38.732	+ 6.347	9:06:48.613	8 -	1:39.817	+ 7.432	9:14:51.453
4 -	1:36.919	+ 4.534	9:08:25.532	9 -	1:46.441	+ 14.056	9:16:37.894
5 -	1:35.213	+ 2.828	9:10:00.745				
74	John YEA		4		MGB		
1 -	1:55.520	+ 16.911	9:03:15.461	3 -	1:39.862	+ 1.253	9:06:39.788
2 -	1:44.465	+ 5.856	9:04:59.926	4 -	1:38.609		9:08:18.397
76	Mark ASHWORTH		4		TVR Grantura 1800S		
1 -	1:53.012	+ 24.076	9:03:11.400	5 -	1:29.814	+ 0.878	9:09:25.282
2 -	1:41.835	+ 12.899	9:04:53.235	6 -	1:29.194	+ 0.258	9:10:54.476
3 -	1:31.116	+ 2.180	9:06:24.351	7 -	1:28.936		9:12:23.412
4 -	1:31.117	+ 2.181	9:07:55.468	8 -	2:09.197	+ 40.261	9:14:32.609

CAR 69 - No Transpoonder - fix for Race

Weather / Track : Sunny / Dry

www.tsl-timing.com

Donington Park National
Circuit Length = 1.9573 miles
Start: 09:00 End: 09:18

Page 3 of 4

Printed - 09.20 Saturday, 04 April 2009

"Equipe" GTS

QUALIFYING FOR RACE 1 - LAP ANALYSIS

78	Simon ASHWORTH		4 MGB				
1 -	1:45.494	+ 15.119	9:02:47.227	6 -	1:33.378	+ 3.003	9:10:34.462
2 -	1:36.763	+ 6.388	9:04:23.990	7 -	1:34.513	+ 4.138	9:12:08.975
3 -	1:32.931	+ 2.556	9:05:56.921	8 -	1:35.231	+ 4.856	9:13:44.206
4 -	1:32.217	+ 1.842	9:07:29.138	9 -	1:30.865	+ 0.490	9:15:15.071
5 -	1:31.946	+ 1.571	9:09:01.084	10 -	1:30.375		9:16:45.446
88	Andy SOMERVILLE		5 Triumph TR4				
1 -	2:01.751	+ 23.624	9:04:18.917	5 -	1:42.350	+ 4.223	9:11:17.337
2 -	1:48.363	+ 10.236	9:06:07.280	6 -	1:39.967	+ 1.840	9:12:57.304
3 -	1:45.578	+ 7.451	9:07:52.858	7 -	1:39.297	+ 1.170	9:14:36.601
4 -	1:42.129	+ 4.002	9:09:34.987	8 -	1:38.127		9:16:14.728
89	Jerry STOCK		4 MGB				
1 -	1:51.222	+ 20.021	9:03:14.492	6 -	1:34.169	+ 2.968	9:11:09.442
2 -	1:39.844	+ 8.643	9:04:54.336	7 -	1:32.632	+ 1.431	9:12:42.074
3 -	1:33.466	+ 2.265	9:06:27.802	8 -	1:35.130	+ 3.929	9:14:17.204
4 -	1:34.298	+ 3.097	9:08:02.100	9 -	1:31.201		9:15:48.405
5 -	1:33.173	+ 1.972	9:09:35.273	10 -	1:33.648	+ 2.447	9:17:22.053
97	Nick ATKINS		2 Lotus Elite				
1 -	1:52.735	+ 12.154	9:03:18.456	6 -	1:42.604	+ 2.023	9:11:54.855
2 -	1:44.259	+ 3.678	9:05:02.715	7 -	1:51.072	+ 10.491	9:13:45.927
3 -	1:43.473	+ 2.892	9:06:46.188	8 -	1:41.031	+ 0.450	9:15:26.958
4 -	1:43.938	+ 3.357	9:08:30.126	9 -	1:40.581		9:17:07.539
5 -	1:42.125	+ 1.544	9:10:12.251				

"Equipe" GTS

RACE 1 - GRID AMENDED

ROW 18	25	Tim PATCHETT		
ROW 17	18	Linda PEARCY	1:43.078	11 Mark LAMBERT
ROW 16	33	Keith HAMPSON	1:42.228	24 Jon GROSS
ROW 15	28	Clive COCKS	1:41.160	60 Nick CREWDSON
ROW 14	55	Dave WOOD	1:40.597	12 Simon GURNEY
ROW 13	52	Chris GORDON	1:40.105	97 Nick ATKINS
ROW 12	48	Michael ASHLEY-BROWN	1:39.226	26 Stephen RADCLIFFE
ROW 11	74	John YEA	1:38.609	66 Graeme FORRESTER
ROW 10	54	Peter BOLDESON	1:37.263	88 Andy SOMERVILLE
ROW 9	9	Mark HOBLE	1:36.005	27 Bob ALLEN
ROW 8	51	John PEARSON	1:35.191	7 Brian ARCULUS
ROW 7	64	Colin ELSTROP	1:34.862	63 Graham BATES
ROW 6	6	John ANDON	1:32.136	73 Graham SHRIGLEY-JONES
ROW 5	69	Rob CULL	1:32.038	57 Mark ELLIS
ROW 4	78	Simon ASHWORTH	1:30.375	89 Jerry STOCK
ROW 3	76	Mark ASHWORTH	1:28.936	49 Malcolm JOHNSON
ROW 2	4	James COTTINGHAM	1:28.520	22 Tom SMITH
ROW 1	2	Rod BEGBIE	1:27.615	21 Brian LAMBERT

Pole

Donington Park National
Circuit Length = 1.9573 miles

These results are provisional until the conclusion of any judicial and technical matters.

Clerk of Course :

Timekeeper :

"Equipe" GTS

RACE 1 - CLASSIFICATION

POS	NO	CL	NAME	ENTRY	LAPS	TIME	GAP	DIFF	MPH	BEST	ON
1	4	4	James COTTINGHAM	MGB	21	30:56.724			79.69	1:26.361	21
2	49	4	Malcolm JOHNSON	TVR Grantura Mk3	21	30:57.584	0.860	0.860	79.65	1:26.129	11
3	22	4	Tom SMITH	MGB	21	31:04.322	7.598	6.738	79.37	1:27.074	19
4	76	4	Mark ASHWORTH	TVR Grantura 1800S	21	31:10.659	13.935	6.337	79.10	1:26.320	11
5	2	4	Rod BEGBIE	TVR Gantura Mk3	21	31:19.709	22.985	9.050	78.72	1:26.970	21
6	26	4	Stephen RADCLIFFE	MGB	21	31:44.783	48.059	25.074	77.68	1:28.312	8
7	78	4	Simon ASHWORTH	MGB	21	31:54.772	58.048	9.989	77.27	1:29.372	8
8	69	4	Rob CULL	TVR Grantura Mk3	21	32:04.613	1:07.889	9.841	76.88	1:30.037	7
9	6	5	John ANDON	Triumph TR4	21	32:16.189	1:19.465	11.576	76.42	1:30.642	2
10	89	4	Jerry STOCK	MGB	20	30:43.247	1 lap	1 lap	76.45	1:29.757	13
11	64	4	Colin ELSTROP	TVR Grantura Mk3	20	31:09.734	1 lap	26.487	75.37	1:31.582	4
12	73	4	Graham SHRIGLEY-JONES	MGB	20	31:11.697	1 lap	1.963	75.29	1:31.686	3
13	74	4	John YEA	MGB	20	31:44.518	1 lap	32.821	73.99	1:32.483	7
14	63	4	Graham BATES	MGB	20	31:45.273	1 lap	0.755	73.96	1:32.965	6
15	51	4	John PEARSON	MGB	20	31:46.069	1 lap	0.796	73.93	1:33.229	6
16	25	4	Tim PATCHETT	MGB	20	31:47.215	1 lap	1.146	73.89	1:31.802	7
17	7	2	Brian ARCULUS	WSM Midget	19	30:41.220	2 laps	1 lap	72.71	1:33.125	6
18	88	5	Andy SOMERVILLE	Triumph TR4	19	31:10.717	2 laps	29.497	71.56	1:35.891	12
19	54	4	Peter BOLDERSON	MGB	19	31:16.320	2 laps	5.603	71.35	1:35.938	10
20	66	4	Graeme FORRESTER	MGB	19	31:17.113	2 laps	0.793	71.32	1:36.501	19
21	60	4	Nick CREWDSON	MGB	19	31:42.490	2 laps	25.377	70.37	1:37.231	17
22	12	3	Simon GURNEY	MGA Sebring	19	32:00.248	2 laps	17.758	69.72	1:37.973	11
23	52	2	Chris GORDON	Triumph Spitfire	19	32:00.657	2 laps	0.409	69.70	1:38.127	15
24	33	3	Keith HAMPSON	Sunbeam Alpine Le Mans	19	32:10.090	2 laps	9.433	69.36	1:38.658	17
25	97	2	Nick ATKINS	Lotus Elite	19	32:25.372	2 laps	15.282	68.82	1:38.484	16
26	55	2	Dave WOOD	Lancia Fulvia	19	32:27.693	2 laps	2.321	68.73	1:39.210	10
27	18	4	Linda PEARCY	MGB	18	31:33.333	3 laps	1 lap	66.98	1:39.369	18
28	28	2	Clive COCKS	WSM Sprite	17	29:05.908	4 laps	1 lap	68.61	1:38.123	16
NOT CLASSIFIED											
DNC	48	2	Michael ASHLEY-BROWN	Lotus Elite	14	23:38.283	7 laps	3 laps	69.55	1:36.377	11
DNC	27	4	Bob ALLEN	MGB	13	21:06.438	8 laps	1 lap	72.33	1:33.507	5
DNC	9	5	Mark HOBLE	Morgan Plus 4	12	19:25.636	9 laps	1 lap	72.54	1:34.802	7
DNC	11	4	Mark LAMBERT	MGB	5	7:42.703	16 laps	7 laps	76.14	1:29.030	3
DNC	21	4	Brian LAMBERT	MGB	3	4:49.235	18 laps	2 laps	73.08	1:30.171	2
DNC	24	4	Jon GROSS	Elva Courier	0						
DNC	57	3	Mark ELLIS	MGA Twin Cam	0						
FASTEST LAP											
49	4	Malcolm JOHNSON	TVR Grantura Mk3	11	1:26.129	81.81 mph	131.66 kph				
6	5	John ANDON	Triumph TR4	2	1:30.642	77.73 mph	125.10 kph				
7	2	Brian ARCULUS	WSM Midget	6	1:33.125	75.66 mph	121.77 kph				
12	3	Simon GURNEY	MGA Sebring	11	1:37.973	71.92 mph	115.74 kph				

Weather / Track : Sunny / Dry

These results are provisional until the conclusion of any judicial and technical matters.

Donington Park National
Circuit Length = 1.9573 miles
Start: 12:00 End: 12:34

Clerk of Course :	Timekeeper :
-------------------	--------------

"Equipe" GTS

RACE 1 - LAP CHART

Lap 1			Lap 2			Lap 3			Lap 4			Lap 5		
No	Behind	Laptime	No	Behind	Laptime	No	Behind	Laptime	No	Behind	Laptime	No	Behind	Laptime
4		1:30.150	4		1:26.584	4		1:26.932	4		1:27.006	4		1:26.460
76	2.836	1:32.986	76	3.627	1:27.375	2	5.318	1:28.369	2	5.913	1:27.601	49	7.553	1:27.402
2	2.921	1:33.071	2	3.881	1:27.544	76	5.494	1:28.799	49	6.611	1:28.018	2	7.719	1:28.266
49	3.515	1:33.665	49	4.986	1:28.055	49	5.599	1:27.545	76	7.170	1:28.682	76	7.798	1:27.088
21	4.178	1:34.328	22	7.332	1:29.561	22	8.133	1:27.733	22	8.225	1:27.098	22	9.388	1:27.623
22	4.355	1:34.505	21	7.765	1:30.171	78	15.008	1:31.964	69	18.930	1:30.602	26	21.960	1:29.148
69	5.711	1:35.861	69	9.771	1:30.644	69	15.334	1:32.495	78	19.129	1:31.127	78	23.423	1:30.754
78	5.999	1:36.149	78	9.976	1:30.561	26	16.279	1:30.131	26	19.272	1:29.999	69	25.343	1:32.873
6	6.616	1:36.766	6	10.674	1:30.642	6	17.011	1:33.269	11	20.996	1:30.039	11	25.571	1:31.035
73	9.167	1:39.317	26	13.080	1:28.688	11	17.963	1:29.030	6	21.312	1:31.307	6	26.142	1:31.290
64	10.109	1:40.259	11	15.865	1:30.101	73	21.157	1:31.686	73	26.639	1:32.488	64	32.440	1:32.066
7	10.596	1:40.746	73	16.403	1:33.820	64	22.258	1:32.384	64	26.834	1:31.582	89	32.883	1:32.105
26	10.976	1:41.126	64	16.806	1:33.281	89	22.637	1:31.664	89	27.238	1:31.607	73	33.894	1:33.715
89	11.471	1:41.621	89	17.905	1:33.018	21	25.569	1:44.736 P	7	34.312	1:34.866	7	41.598	1:33.746
63	11.991	1:42.141	7	18.609	1:34.597	7	26.452	1:34.775	63	34.561	1:34.861	63	42.018	1:33.917
51	12.314	1:42.464	63	19.072	1:33.665	63	26.706	1:34.566	51	36.761	1:34.432	51	44.091	1:33.790
11	12.348	1:42.498	51	21.807	1:36.077	51	29.335	1:34.460	27	37.942	1:34.835	27	44.989	1:33.507
27	15.070	1:45.220	27	22.633	1:34.147	27	30.113	1:34.412	74	41.922	1:33.630	74	48.663	1:33.201
9	18.634	1:48.784	74	27.801	1:35.486	74	35.298	1:34.429	25	45.279	1:32.460	25	51.263	1:32.444
74	18.899	1:49.049	9	29.396	1:37.346	9	39.512	1:37.048	9	48.748	1:36.242	9	58.165	1:35.877
48	20.782	1:50.932	48	34.287	1:40.089	25	39.825	1:32.133	48	58.201	1:38.747	48	1:09.758	1:38.017
88	21.374	1:51.524	25	34.624	1:39.190	48	46.460	1:39.105	88	58.546	1:38.380	88	1:10.109	1:38.023
25	22.018	1:52.168	88	35.034	1:40.244	88	47.172	1:39.070	54	1:00.130	1:37.401	54	1:10.702	1:37.032
66	23.188	1:53.338	66	35.710	1:39.106	66	49.031	1:40.253	66	1:00.520	1:38.495	66	1:11.849	1:37.789
54	23.764	1:53.914	54	36.396	1:39.216	54	49.735	1:40.271	28	1:06.417	1:40.910	28	1:20.482	1:40.525
28	25.164	1:55.314	28	38.218	1:39.638	28	52.513	1:41.227	12	1:07.509	1:40.984	12	1:21.847	1:40.798
12	26.846	1:56.996	12	40.125	1:39.863	12	53.531	1:40.338	55	1:08.036	1:40.164	55	1:22.440	1:40.864
55	28.031	1:58.181	55	41.403	1:39.956	55	54.878	1:40.407	97	1:09.394	1:40.460	60	1:23.638	1:39.485
52	28.145	1:58.295	97	42.702	1:40.758	97	55.940	1:40.170	60	1:10.613	1:39.413	97	1:24.528	1:41.594
97	28.528	1:58.678	60	44.159	1:41.711	60	58.206	1:40.979	52	1:12.321	1:39.678	52	1:24.771	1:38.910
60	29.032	1:59.182	52	44.586	1:43.025	52	59.649	1:41.995	33	1:15.258	1:41.612			
33	31.061	2:01.211	33	45.769	1:41.292	33	1:00.652	1:41.815	18	1:23.575	1:43.721			
18	31.393	2:01.543	18	49.351	1:44.542	18	1:06.860	1:44.441						

"Equipe" GTS

RACE 1 - LAP CHART

Lap 6			Lap 7			Lap 8			Lap 9			Lap 10		
No	Behind	Laptime	No	Behind	Laptime	No	Behind	Laptime	No	Behind	Laptime	No	Behind	Laptime
4		1:26.733	4		1:32.069	4		1:28.637	4		1:28.010	4		1:27.034
33	1 LAP	1:40.193	28	1 LAP	1:40.880	48	1 LAP	1:39.324	88	1 LAP	1:38.302	49	10.335	1:27.194
49	10.945	1:30.125	12	1 LAP	1:40.616	54	1 LAP	1:38.768	49	10.175	1:30.591	76	10.774	1:27.472
76	11.113	1:30.048	55	1 LAP	1:40.606	66	1 LAP	1:38.470	76	10.336	1:31.441	22	12.888	1:28.154
2	11.405	1:30.419	60	1 LAP	1:40.788	76	6.905	1:28.590	2	11.572	1:31.839	2	13.267	1:28.729
22	11.786	1:29.131	97	1 LAP	1:40.543	49	7.594	1:28.821	22	11.768	1:30.591	88	1 LAP	1:37.627
18	1 LAP	1:44.882	52	1 LAP	1:40.849	2	7.743	1:28.725	48	1 LAP	1:39.770	54	1 LAP	1:36.521
26	24.058	1:28.831	76	6.952	1:27.908	22	9.187	1:29.873	54	1 LAP	1:39.984	48	1 LAP	1:38.189
78	26.529	1:29.839	49	7.410	1:28.534	28	1 LAP	1:41.353	66	1 LAP	1:40.472	66	1 LAP	1:37.257
69	29.285	1:30.675	2	7.655	1:28.319	12	1 LAP	1:40.941	26	26.088	1:32.509	26	28.035	1:28.981
6	30.778	1:31.369	22	7.951	1:28.234	60	1 LAP	1:39.160	60	1 LAP	1:39.101	78	31.058	1:29.614
64	37.689	1:31.982	33	1 LAP	1:40.674	55	1 LAP	1:42.147	78	28.478	1:31.796	60	1 LAP	1:37.374
89	37.963	1:31.813	26	21.914	1:29.925	52	1 LAP	1:40.326	28	1 LAP	1:41.256	69	39.467	1:34.608
73	40.086	1:32.925	78	23.957	1:29.497	97	1 LAP	1:41.785	12	1 LAP	1:41.390	28	1 LAP	1:40.280
7	47.990	1:33.125	18	1 LAP	1:42.789	26	21.589	1:28.312	55	1 LAP	1:40.030	6	43.148	1:32.881
63	48.250	1:32.965	69	27.253	1:30.037	33	1 LAP	1:39.746	52	1 LAP	1:39.660	55	1 LAP	1:40.463
51	50.587	1:33.229	6	29.705	1:30.996	78	24.692	1:29.372	69	31.893	1:30.979	52	1 LAP	1:41.135
27	52.011	1:33.755	89	37.057	1:31.163	69	28.924	1:30.308	97	1 LAP	1:40.543	12	1 LAP	1:42.490
74	55.119	1:33.189	64	37.950	1:32.330	6	34.090	1:33.022	33	1 LAP	1:40.089	97	1 LAP	1:40.352
25	56.885	1:32.355	73	41.359	1:33.342	89	38.399	1:29.979	6	37.301	1:31.221	89	45.936	1:31.925
9	1:06.963	1:35.531	7	49.661	1:33.740	18	1 LAP	1:43.051	89	41.045	1:30.656	33	1 LAP	1:41.184
48	1:21.461	1:38.436	63	49.904	1:33.723	64	41.418	1:32.105	64	45.687	1:32.279	64	50.369	1:31.716
88	1:22.000	1:38.624	51	53.202	1:34.684	73	45.701	1:32.979	73	51.360	1:33.669	73	58.036	1:33.710
54	1:22.471	1:38.502	27	53.986	1:34.044	7	54.705	1:33.681	18	1 LAP	1:41.475	63	1:06.726	1:33.224
66	1:23.462	1:38.346	74	55.533	1:32.483	63	54.979	1:33.712	7	1:00.256	1:33.561	7	1:07.066	1:33.844
			25	56.618	1:31.802	51	59.147	1:34.582	63	1:00.536	1:33.567	18	1 LAP	1:42.379
			9	1:09.696	1:34.802	74	1:00.008	1:33.112	51	1:06.375	1:35.238	51	1:14.030	1:34.689
			88	1:28.390	1:38.459	25	1:00.823	1:32.842	25	1:06.910	1:34.097	25	1:14.635	1:34.759
						27	1:02.000	1:36.651	74	1:07.337	1:35.339	74	1:15.417	1:35.114
						9	1:16.782	1:35.723	27	1:08.474	1:34.484	27	1:16.352	1:34.912
									9	1:24.663	1:35.891			

"Equipe" GTS

RACE 1 - LAP CHART

Lap 11			Lap 12			Lap 13			Lap 14			Lap 15		
No	Behind	Laptime	No	Behind	Laptime	No	Behind	Laptime	No	Behind	Laptime	No	Behind	Laptime
4		1:27.203	4		1:27.176	4		1:30.899	4		1:28.844	49		1:32.436
9	1 LAP	1:36.384	49	9.665	1:27.580	51	1 LAP	1:36.275	25	1 LAP	1:34.107	4	1.137	1:37.927
49	9.261	1:26.129	76	10.955	1:28.240	49	5.732	1:26.966	49	4.354	1:27.466	76	1.515	1:32.579
76	9.891	1:26.320	2	14.099	1:27.954	76	7.570	1:27.514	74	1 LAP	1:34.293	7	1 LAP	1:43.188
2	13.321	1:27.257	22	14.312	1:28.063	18	2 LAPS	1:42.485	76	5.726	1:27.000	33	2 LAPS	1:44.037
22	13.425	1:27.740	9	1 LAP	1:36.538	27	1 LAP	1:42.909	51	1 LAP	1:34.982	63	1 LAP	1:42.731
88	1 LAP	1:36.226	26	33.924	1:29.030	2	10.920	1:27.720	22	11.102	1:28.981	74	1 LAP	1:37.123
54	1 LAP	1:35.938	78	38.870	1:32.239	22	10.965	1:27.552	2	13.202	1:31.126	22	5.592	1:31.280
26	32.070	1:31.238	88	1 LAP	1:38.125	9	1 LAP	1:35.470	18	2 LAPS	1:40.600	55	2 LAPS	1:55.598
78	33.807	1:29.952	54	1 LAP	1:38.635	26	32.295	1:29.270	27	1 LAP	1:50.822 P	51	1 LAP	1:36.387
48	1 LAP	1:38.128	48	1 LAP	1:36.377	78	37.354	1:29.383	26	33.620	1:30.169	25	1 LAP	1:43.132
66	1 LAP	1:37.772	66	1 LAP	1:36.729	88	1 LAP	1:35.891	78	38.692	1:30.182	2	10.815	1:34.403
69	42.714	1:30.450	69	45.927	1:30.389	69	47.316	1:32.288	69	50.577	1:32.105	97	2 LAPS	1:53.644
6	47.051	1:31.106	6	51.516	1:31.641	54	1 LAP	1:36.999	88	1 LAP	1:37.046	18	2 LAPS	1:41.070
60	1 LAP	1:38.912	89	56.899	1:32.337	48	1 LAP	1:36.750	54	1 LAP	1:36.640	26	30.612	1:33.782
89	51.738	1:33.005	60	1 LAP	1:37.893	66	1 LAP	1:36.697	6	56.327	1:33.608	78	35.057	1:33.155
28	1 LAP	1:39.294	64	1:01.369	1:32.626	6	51.563	1:30.946	48	1 LAP	1:36.996	69	46.607	1:32.820
55	1 LAP	1:39.210	28	1 LAP	1:39.433	89	55.757	1:29.757	89	57.913	1:31.000	6	53.465	1:33.928
52	1 LAP	1:38.602	55	1 LAP	1:39.346	64	1:02.761	1:32.291	66	1 LAP	1:37.730	88	1 LAP	1:37.040
64	55.919	1:32.753	12	1 LAP	1:37.973	60	1 LAP	1:37.907	64	1:07.661	1:33.744	89	54.235	1:33.112
12	1 LAP	1:39.574	52	1 LAP	1:39.961	73	1:14.251	1:36.515	60	1 LAP	1:38.966	54	1 LAP	1:37.553
33	1 LAP	1:40.008	73	1:08.635	1:32.383	28	1 LAP	1:40.132	73	1:18.732	1:33.325	66	1 LAP	1:37.752
97	1 LAP	1:43.136	33	1 LAP	1:40.450	55	1 LAP	1:39.513	28	1 LAP	1:40.577	64	1:09.138	1:38.267
73	1:03.428	1:32.595	97	1 LAP	1:41.372	12	1 LAP	1:39.396	12	1 LAP	1:41.030	73	1:16.193	1:34.251
7	1:13.492	1:33.629	7	1:20.787	1:34.471	52	1 LAP	1:39.538	52	1 LAP	1:40.809	60	1 LAP	1:41.817
63	1:13.846	1:34.323	63	1:20.825	1:34.155	33	1 LAP	1:40.274				48	1 LAP	2:07.423 P
51	1:22.244	1:35.417	25	1:29.294	1:32.813	7	1:24.120	1:34.232				28	1 LAP	1:39.177
18	1 LAP	1:41.354	74	1:30.693	1:33.806	63	1:25.201	1:35.275						
25	1:23.657	1:36.225				97	1 LAP	1:42.505						
74	1:24.063	1:35.849												
27	1:25.889	1:36.740												

"Equipe" GTS

RACE 1 - LAP CHART

Lap 16			Lap 17			Lap 18			Lap 19			Lap 20		
No	Behind	Laptime	No	Behind	Laptime	No	Behind	Laptime	No	Behind	Laptime	No	Behind	Laptime
4		1:28.516	4		1:28.014	4		1:26.398	4		1:27.501	4		1:28.270
12	2 LAPS	1:39.169	49	1.847	1:28.360	49	2.872	1:27.423	64	1 LAP	1:32.534	49	0.683	1:26.595
49	1.501	1:31.154	76	3.048	1:29.363	76	5.179	1:28.529	73	1 LAP	1:31.982	88	2 LAPS	1:36.992
76	1.699	1:29.837	60	2 LAPS	1:39.411	22	5.639	1:27.516	49	2.358	1:26.987	76	5.958	1:29.547
52	2 LAPS	1:40.326	22	4.521	1:27.380	60	2 LAPS	1:37.726	76	4.681	1:27.003	22	6.016	1:29.074
22	5.155	1:29.216	28	2 LAPS	1:38.277	28	2 LAPS	1:38.123	22	5.212	1:27.074	64	1 LAP	1:34.052
63	1 LAP	1:36.767	12	2 LAPS	1:39.168	2	22.324	1:31.334	18	3 LAPS	1:40.193	54	2 LAPS	1:38.931
74	1 LAP	1:36.160	52	2 LAPS	1:38.127	63	1 LAP	1:36.153	2	22.797	1:27.974	73	1 LAP	1:35.429
51	1 LAP	1:36.014	63	1 LAP	1:33.876	51	1 LAP	1:33.675	60	2 LAPS	1:37.231	66	2 LAPS	1:39.213
33	2 LAPS	1:41.390	74	1 LAP	1:33.141	12	2 LAPS	1:40.395	51	1 LAP	1:36.073	2	22.376	1:27.849
2	16.101	1:34.939	2	17.388	1:29.301	74	1 LAP	1:35.766	63	1 LAP	1:37.372	18	3 LAPS	1:40.131
7	1 LAP	1:47.405	51	1 LAP	1:33.628	52	2 LAPS	1:40.700	74	1 LAP	1:36.636	60	2 LAPS	1:37.975
25	1 LAP	1:39.284	25	1 LAP	1:32.964	25	1 LAP	1:34.191	12	2 LAPS	1:38.938	51	1 LAP	1:34.393
55	2 LAPS	1:44.071	33	2 LAPS	1:39.951	33	2 LAPS	1:39.945	25	1 LAP	1:33.416	63	1 LAP	1:33.899
97	2 LAPS	1:40.555	7	1 LAP	1:40.597	26	39.436	1:30.415	52	2 LAPS	1:39.328	74	1 LAP	1:33.317
26	32.726	1:31.767	55	2 LAPS	1:41.027	7	1 LAP	1:38.603	26	41.178	1:29.243	26	42.763	1:29.855
18	2 LAPS	1:39.894	26	35.419	1:30.707	78	47.756	1:32.063	33	2 LAPS	1:38.658	25	1 LAP	1:34.091
78	36.773	1:31.369	97	2 LAPS	1:39.014	55	2 LAPS	1:41.565	78	50.553	1:30.298	52	2 LAPS	1:38.712
69	47.961	1:31.007	78	42.091	1:33.332	97	2 LAPS	1:38.484	7	1 LAP	1:39.751	12	2 LAPS	1:40.427
6	56.514	1:32.702	69	51.637	1:31.690	69	56.007	1:30.768	69	1:00.127	1:31.621	78	51.796	1:29.513
89	56.999	1:32.417	6	1:01.221	1:32.721	89	1:06.056	1:30.954	97	2 LAPS	1:39.666	33	2 LAPS	1:38.689
88	1 LAP	1:36.778	89	1:01.500	1:32.515	6	1:06.937	1:32.114	55	2 LAPS	1:41.685	69	1:02.718	1:30.861
54	1 LAP	1:37.649	88	1 LAP	1:37.409	88	1 LAP	1:36.991	28	2 LAPS	2:09.512 P	7	1 LAP	1:42.663 P
66	1 LAP	1:37.253	54	1 LAP	1:37.817	54	1 LAP	1:37.569	89	1:09.741	1:31.186	89	1:12.884	1:31.413
64	1:15.035	1:35.550	66	1 LAP	1:36.646	66	1 LAP	1:37.294	6	1:10.977	1:31.541	97	2 LAPS	1:40.125
73	1:19.585	1:33.045	64	1:22.928	1:35.907							6	1:13.981	1:31.274
			73	1:24.043	1:32.472							55	2 LAPS	1:40.755
			18	2 LAPS	2:19.414									

"Equipe" GTS

RACE 1 - LAP CHART

Lap 21		
No	Behind	Laptime
4		1:26.361
49	0.860	1:26.538
22	7.598	1:27.943
64	1 LAP	1:32.026
76	13.935	1:34.338
88	2 LAPS	1:37.966
73	1 LAP	1:32.049
54	2 LAPS	1:36.980
66	2 LAPS	1:36.501
2	22.985	1:26.970
18	3 LAPS	1:39.369
60	2 LAPS	1:37.459
74	1 LAP	1:33.395
26	48.059	1:31.657
63	1 LAP	1:34.381
51	1 LAP	1:35.580
25	1 LAP	1:32.742
78	58.048	1:32.613
12	2 LAPS	1:39.762
52	2 LAPS	1:40.681
69	1:07.889	1:31.532
33	2 LAPS	1:38.872
6	1:19.465	1:31.845
97	2 LAPS	1:41.988
55	2 LAPS	1:42.105

MG Midgets + BCV8 C & D

QUALIFYING FOR RACE 2 - CLASSIFICATION

POS	NO	CL	NAME	ENTRY	TIME	ON	LAPS	GAP	DIFF	MPH
1	9	A	Paul SIBLEY	MG Midget	1:20.990	4	10			87.00
2	84	D	Peter COLLIS	MG B	1:21.185	9	10	0.195	0.195	86.79
3	2	A	Gil DUFFY	MG Midget	1:21.645	6	10	0.655	0.460	86.30
4	11	A	Richard PERRY	MG Midget	1:22.914	4	9	1.924	1.269	84.98
5	5	A	Edward REEVE	MG Midget	1:23.366	4	9	2.376	0.452	84.52
6	3	A	Martin MORRIS	MG Midget	1:23.368	4	10	2.378	0.002	84.52
7	99	A	Andrew WILSON	MG Midget	1:23.931	10	10	2.941	0.563	83.95
8	4	A	David WESTON	MG Midget	1:23.982	10	10	2.992	0.051	83.90
9	32	B	Dominic MOONEY	Austin Healey Sprite	1:24.595	4	6	3.605	0.613	83.29
10	87	D	Joe PARRINGTON	MG BGT V8	1:24.845	3	3	3.855	0.250	83.04
11	83	C	Phil WALKER	MG BGT V8	1:25.073	6	10	4.083	0.228	82.82
12	30	B	Peter COLLINSON	MG Midget	1:25.248	4	7	4.258	0.175	82.65
13	41	B	Nigel PRATT	MG Midget	1:27.940	10	10	6.950	2.692	80.12
14	33	B	Andrew ACTMAN	Austin Healey Sprite	1:28.063	9	10	7.073	0.123	80.01
15	46	B	James BILSLAND	MG Midget	1:28.518	7	10	7.528	0.455	79.60
16	36	B	David M. JAMES	MG Midget	1:29.357	5	9	8.367	0.839	78.85
17	7	A	Barry STRONG	Austin Healey Sprite	1:29.710	9	9	8.720	0.353	78.54
18	43	B	Martin HILLARD	MG Midget	1:31.282	5	6	10.292	1.572	77.19
19	66	C	William SHARPE	Mg Midget	1:32.159	5	10	11.169	0.877	76.45
20	42	B	Les GRIMSHAW	MG Midget	1:32.161	3	5	11.171	0.002	76.45
21	67	C	Mark T BOLDRY	MG Midget	1:32.607	6	9	11.617	0.446	76.08
22	73	C	John STANYON	MG Midget	1:32.711	4	9	11.721	0.104	76.00
23	70	C	Dean STANTON	MG Midget	1:33.740	8	9	12.750	1.029	75.16
24	45	B	Jim MACKIE	Austin Healey Sprite	1:33.786	6	9	12.796	0.046	75.13
25	64	C	Peter MAY	MG Midget	1:34.224	7	9	13.234	0.438	74.78
26	63	C	Ian LANGFORD	MG Midget	1:35.171	7	9	14.181	0.947	74.03
27	40	B	John COLLINSON	Austin Healey Sprite	1:35.254	3	3	14.264	0.083	73.97
28	37	B	Phil ATTWOOD	MG Midget	1:38.989	3	4	17.999	3.735	71.18
29	69	C	Richard AMOS	Austin Healey Sprite	1:47.147	5	8	26.157	8.158	65.76
30	50	B	Stephen COLLINSON	MG Midget	1:51.906	1	1	30.916	4.759	62.96

Weather / Track : Bright / Dry

These results are provisional until the conclusion of any judicial and technical matters.

Donington Park National
Circuit Length = 1.9573 miles
Start: 09:30 End: 09:48

Clerk of Course :

Timekeeper :

MG Midgets + BCV8 C & D

QUALIFYING FOR RACE 2 - LAP ANALYSIS

2	Gil DUFFY A MG Midget					
1 -	1:41.753	+ 20.108	9:32:57.232	6 -	1:21.645	9:40:03.981
2 -	1:28.981	+ 7.336	9:34:26.213	7 -	1:26.550	+ 4.905
3 -	1:23.844	+ 2.199	9:35:50.057	8 -	1:27.585	+ 5.940
4 -	1:25.556	+ 3.911	9:37:15.613	9 -	1:28.112	+ 6.467
5 -	1:26.723	+ 5.078	9:38:42.336	10 -	1:36.872 P	+ 15.227
3	Martin MORRIS A MG Midget					
1 -	1:48.035	+ 24.667	9:33:06.538	6 -	1:25.665	+ 2.297
2 -	1:32.033	+ 8.665	9:34:38.571	7 -	1:25.548	+ 2.180
3 -	1:26.499	+ 3.131	9:36:05.070	8 -	1:25.945	+ 2.577
4 -	1:23.368		9:37:28.438	9 -	1:24.462	+ 1.094
5 -	1:25.525	+ 2.157	9:38:53.963	10 -	1:31.984	+ 8.616
4	David WESTON A MG Midget					
1 -	1:43.348	+ 19.366	9:33:21.770	6 -	1:29.217	+ 5.235
2 -	1:34.040	+ 10.058	9:34:55.810	7 -	1:25.143	+ 1.161
3 -	1:29.411	+ 5.429	9:36:25.221	8 -	1:24.712	+ 0.730
4 -	1:26.801	+ 2.819	9:37:52.022	9 -	1:24.321	+ 0.339
5 -	1:25.196	+ 1.214	9:39:17.218	10 -	1:23.982	
5	Edward REEVE A MG Midget					
1 -	1:47.735	+ 24.369	9:33:05.634	6 -	1:25.484	+ 2.118
2 -	1:30.614	+ 7.248	9:34:36.248	7 -	1:24.597	+ 1.231
3 -	1:29.495	+ 6.129	9:36:05.743	8 -	1:26.898	+ 3.532
4 -	1:23.366		9:37:29.109	9 -	1:24.601	+ 1.235
5 -	1:24.649	+ 1.283	9:38:53.758			
7	Barry STRONG A Austin Healey Sprite					
1 -	1:58.541	+ 28.831	9:33:35.815	6 -	1:33.978	+ 4.268
2 -	1:49.255	+ 19.545	9:35:25.070	7 -	1:31.021	+ 1.311
3 -	1:36.294	+ 6.584	9:37:01.364	8 -	1:29.985	+ 0.275
4 -	1:39.784	+ 10.074	9:38:41.148	9 -	1:29.710	
5 -	1:35.621	+ 5.911	9:40:16.769			
9	Paul SIBLEY A MG Midget					
1 -	1:45.117	+ 24.127	9:33:05.758	6 -	1:21.047	+ 0.057
2 -	1:26.414	+ 5.424	9:34:32.172	7 -	1:40.018	+ 19.028
3 -	1:21.862	+ 0.872	9:35:54.034	8 -	1:37.583	+ 16.593
4 -	1:20.990		9:37:15.024	9 -	1:28.647	+ 7.657
5 -	1:26.593	+ 5.603	9:38:41.617	10 -	1:25.945	+ 4.955
11	Richard PERRY A MG Midget					
1 -	1:45.405	+ 22.491	9:33:08.486	6 -	1:27.309	+ 4.395
2 -	1:29.863	+ 6.949	9:34:38.349	7 -	1:24.144	+ 1.230
3 -	1:26.392	+ 3.478	9:36:04.741	8 -	1:26.046	+ 3.132
4 -	1:22.914		9:37:27.655	9 -	1:24.821	+ 1.907
5 -	1:25.125	+ 2.211	9:38:52.780			
30	Peter COLLINSON B MG Midget					
1 -	1:45.825	+ 20.577	9:33:07.165	5 -	1:26.259	+ 1.011
2 -	1:32.874	+ 7.626	9:34:40.039	6 -	1:28.185	+ 2.937
3 -	1:27.327	+ 2.079	9:36:07.366	7 -	1:51.325 P	+ 26.077
4 -	1:25.248		9:37:32.614			
32	Dominic MOONEY B Austin Healey Sprite					
1 -	1:45.326	+ 20.731	9:33:08.771	4 -	1:24.595	9:37:30.821
2 -	1:30.967	+ 6.372	9:34:39.738	5 -	1:27.144	+ 2.549
3 -	1:26.488	+ 1.893	9:36:06.226	6 -	1:35.527 P	+ 10.932
33	Andrew ACTMAN B Austin Healey Sprite					
1 -	1:49.082	+ 21.019	9:33:04.368	6 -	1:31.708	+ 3.645
2 -	1:36.147	+ 8.084	9:34:40.515	7 -	1:32.858	+ 4.795

Donington Park National
 Circuit Length = 1.9573 miles
 Start: 09:30 End: 09:48

Weather / Track : Bright / Dry

MG Midgets + BCV8 C & D

QUALIFYING FOR RACE 2 - LAP ANALYSIS

3 -	1:29.353	+ 1.290	9:36:09.868	8 -	1:33.699	+ 5.636	9:43:53.190
4 -	1:36.595	+ 8.532	9:37:46.463	9 -	1:28.063		9:45:21.253
5 -	1:28.462	+ 0.399	9:39:14.925	10 -	1:30.604	+ 2.541	9:46:51.857
36	David M. JAMES			B MG Midget			
1 -	1:48.596	+ 19.239	9:33:08.110	6 -	1:30.509	+ 1.152	9:40:47.408
2 -	1:37.539	+ 8.182	9:34:45.649	7 -	1:30.858	+ 1.501	9:42:18.266
3 -	1:30.690	+ 1.333	9:36:16.339	8 -	1:30.689	+ 1.332	9:43:48.955
4 -	1:31.203	+ 1.846	9:37:47.542	9 -	1:31.398	+ 2.041	9:45:20.353
5 -	1:29.357		9:39:16.899				
37	Phil ATTWOOD			B MG Midget			
1 -	1:56.949	+ 17.960	9:33:29.972	3 -	1:38.989		9:36:54.715
2 -	1:45.754	+ 6.765	9:35:15.726	4 -	2:09.652 P	+ 30.663	9:39:04.367
40	John COLLINSON			B Austin Healey Sprite			
1 -	3:20.333	+ 1:45.079	9:34:53.357	3 -	1:35.254		9:39:31.606
2 -	3:02.995	+ 1:27.741	9:37:56.352				
41	Nigel PRATT			B MG Midget			
1 -	1:44.166	+ 16.226	9:33:09.327	6 -	1:30.019	+ 2.079	9:40:47.671
2 -	1:36.681	+ 8.741	9:34:46.008	7 -	1:31.049	+ 3.109	9:42:18.720
3 -	1:30.650	+ 2.710	9:36:16.658	8 -	1:30.495	+ 2.555	9:43:49.215
4 -	1:31.664	+ 3.724	9:37:48.322	9 -	1:28.554	+ 0.614	9:45:17.769
5 -	1:29.330	+ 1.390	9:39:17.652	10 -	1:27.940		9:46:45.709
42	Les GRIMSHAW			B MG Midget			
1 -	1:50.505	+ 18.344	9:33:20.729	4 -	1:33.388	+ 1.227	9:38:03.575
2 -	1:37.297	+ 5.136	9:34:58.026	5 -	1:33.001	+ 0.840	9:39:36.576
3 -	1:32.161		9:36:30.187				
43	Martin HILLARD			B MG Midget			
1 -	1:54.398	+ 23.116	9:33:40.647	4 -	1:31.882	+ 0.600	9:38:22.332
2 -	1:36.989	+ 5.707	9:35:17.636	5 -	1:31.282		9:39:53.614
3 -	1:32.814	+ 1.532	9:36:50.450	6 -	1:31.555	+ 0.273	9:41:25.169
45	Jim MACKIE			B Austin Healey Sprite			
1 -	1:48.273	+ 14.487	9:33:33.485	6 -	1:33.786		9:41:28.193
2 -	1:38.377	+ 4.591	9:35:11.862	7 -	1:35.181	+ 1.395	9:43:03.374
3 -	1:34.447	+ 0.661	9:36:46.309	8 -	1:34.937	+ 1.151	9:44:38.311
4 -	1:34.129	+ 0.343	9:38:20.438	9 -	1:39.818	+ 6.032	9:46:18.129
5 -	1:33.969	+ 0.183	9:39:54.407				
46	James BILSLAND			B MG Midget			
1 -	1:48.499	+ 19.981	9:33:14.822	6 -	1:30.456	+ 1.938	9:40:52.127
2 -	1:34.677	+ 6.159	9:34:49.499	7 -	1:28.518		9:42:20.645
3 -	1:33.364	+ 4.846	9:36:22.863	8 -	1:29.529	+ 1.011	9:43:50.174
4 -	1:29.906	+ 1.388	9:37:52.769	9 -	1:31.545	+ 3.027	9:45:21.719
5 -	1:28.902	+ 0.384	9:39:21.671	10 -	1:30.552	+ 2.034	9:46:52.271
50	Stephen COLLINSON			B MG Midget			
1 -	1:51.906		9:33:17.104				
63	Ian LANGFORD			C MG Midget			
1 -	1:49.941	+ 14.770	9:33:06.821	6 -	1:43.258	+ 8.087	9:41:21.068
2 -	1:40.457	+ 5.286	9:34:47.278	7 -	1:35.171		9:42:56.239
3 -	1:36.634	+ 1.463	9:36:23.912	8 -	1:35.202	+ 0.031	9:44:31.441
4 -	1:38.169	+ 2.998	9:38:02.081	9 -	1:38.483	+ 3.312	9:46:09.924
5 -	1:35.729	+ 0.558	9:39:37.810				
64	Peter MAY			C MG Midget			
1 -	1:52.110	+ 17.886	9:33:05.904	6 -	1:40.243	+ 6.019	9:41:19.242
2 -	1:41.299	+ 7.075	9:34:47.203	7 -	1:34.224		9:42:53.466

Donington Park National
Circuit Length = 1.9573 miles
Start: 09:30 End: 09:48

Weather / Track : Bright / Dry

MG Midgets + BCV8 C & D

QUALIFYING FOR RACE 2 - LAP ANALYSIS

3 -	1:39.496	+ 5.272	9:36:26.699	8 -	1:38.181	+ 3.957	9:44:31.647
4 -	1:36.114	+ 1.890	9:38:02.813	9 -	1:36.906	+ 2.682	9:46:08.553
5 -	1:36.186	+ 1.962	9:39:38.999				
66	William SHARPE			C Mg Midget			
1 -	1:44.959	+ 12.800	9:32:59.106	6 -	1:32.796	+ 0.637	9:40:44.644
2 -	1:35.495	+ 3.336	9:34:34.601	7 -	1:35.130	+ 2.971	9:42:19.774
3 -	1:32.484	+ 0.325	9:36:07.085	8 -	1:33.912	+ 1.753	9:43:53.686
4 -	1:32.604	+ 0.445	9:37:39.689	9 -	1:32.226	+ 0.067	9:45:25.912
5 -	1:32.159		9:39:11.848	10 -	1:35.265	+ 3.106	9:47:01.177
67	Mark T BOLDRY			C MG Midget			
1 -	1:51.518	+ 18.911	9:33:31.735	6 -	1:32.607		9:41:21.537
2 -	1:38.324	+ 5.717	9:35:10.059	7 -	1:34.120	+ 1.513	9:42:55.657
3 -	1:32.865	+ 0.258	9:36:42.924	8 -	1:33.098	+ 0.491	9:44:28.755
4 -	1:33.069	+ 0.462	9:38:15.993	9 -	1:34.189	+ 1.582	9:46:02.944
5 -	1:32.937	+ 0.330	9:39:48.930				
69	Richard AMOS			C Austin Healey Sprite			
1 -	1:56.553	+ 9.406	9:33:40.680	5 -	1:47.147		9:40:55.607
2 -	1:50.948	+ 3.801	9:35:31.628	6 -	1:48.396	+ 1.249	9:42:44.003
3 -	1:48.873	+ 1.726	9:37:20.501	7 -	1:47.279	+ 0.132	9:44:31.282
4 -	1:47.959	+ 0.812	9:39:08.460	8 -	1:47.425	+ 0.278	9:46:18.707
70	Dean STANTON			C MG Midget			
1 -	1:53.154	+ 19.414	9:33:22.049	6 -	1:36.849	+ 3.109	9:41:21.743
2 -	1:39.611	+ 5.871	9:35:01.660	7 -	1:50.894	+ 17.154	9:43:12.637
3 -	1:35.308	+ 1.568	9:36:36.968	8 -	1:33.740		9:44:46.377
4 -	1:33.895	+ 0.155	9:38:10.863	9 -	1:34.504	+ 0.764	9:46:20.881
5 -	1:34.031	+ 0.291	9:39:44.894				
73	John STANYON			C MG Midget			
1 -	1:51.990	+ 19.279	9:33:19.996	6 -	1:38.232	+ 5.521	9:41:17.942
2 -	1:39.055	+ 6.344	9:34:59.051	7 -	1:34.139	+ 1.428	9:42:52.081
3 -	1:33.991	+ 1.280	9:36:33.042	8 -	1:37.382	+ 4.671	9:44:29.463
4 -	1:32.711		9:38:05.753	9 -	1:34.146	+ 1.435	9:46:03.609
5 -	1:33.957	+ 1.246	9:39:39.710				
83	Phil WALKER			C MG BGT V8			
1 -	1:38.662	+ 13.589	9:32:47.919	6 -	1:25.073		9:40:08.270
2 -	1:28.633	+ 3.560	9:34:16.552	7 -	1:28.000	+ 2.927	9:41:36.270
3 -	1:26.751	+ 1.678	9:35:43.303	8 -	1:29.302	+ 4.229	9:43:05.572
4 -	1:27.231	+ 2.158	9:37:10.534	9 -	1:31.285	+ 6.212	9:44:36.857
5 -	1:32.663	+ 7.590	9:38:43.197	10 -	1:37.091	+ 12.018	9:46:13.948
84	Peter COLLIS			D MG B			
1 -	1:50.651	+ 29.466	9:33:38.407	6 -	1:23.846	+ 2.661	9:40:46.315
2 -	1:31.678	+ 10.493	9:35:10.085	7 -	1:21.597	+ 0.412	9:42:07.912
3 -	1:24.366	+ 3.181	9:36:34.451	8 -	1:25.786	+ 4.601	9:43:33.698
4 -	1:25.487	+ 4.302	9:37:59.938	9 -	1:21.185		9:44:54.883
5 -	1:22.531	+ 1.346	9:39:22.469	10 -	1:24.264	+ 3.079	9:46:19.147
87	Joe PARRINGTON			D MG BGT V8			
1 -	1:40.420	+ 15.575	9:33:20.988	3 -	1:24.845		9:36:12.529
2 -	1:26.696	+ 1.851	9:34:47.684				
99	Andrew WILSON			A MG Midget			
1 -	1:43.012	+ 19.081	9:33:20.299	6 -	1:27.510	+ 3.579	9:40:42.505
2 -	1:31.463	+ 7.532	9:34:51.762	7 -	1:26.055	+ 2.124	9:42:08.560
3 -	1:29.542	+ 5.611	9:36:21.304	8 -	1:27.166	+ 3.235	9:43:35.726
4 -	1:26.296	+ 2.365	9:37:47.600	9 -	1:25.386	+ 1.455	9:45:01.112
5 -	1:27.395	+ 3.464	9:39:14.995	10 -	1:23.931		9:46:25.043

Weather / Track : Bright / Dry

MG Midgets = BCV8 C & D

RACE 2 - GRID

ROW 15	1:47.147 69 Richard AMOS	1:51.906 50 Stephen COLLINSON
ROW 14	1:35.254 40 John COLLINSON	1:38.989 37 Phil ATTWOOD
ROW 13	1:34.224 64 Peter MAY	1:35.171 63 Ian LANGFORD
ROW 12	1:33.740 70 Dean STANTON	1:33.786 45 Jim MACKIE
ROW 11	1:32.607 67 Mark T BOLDRY	1:32.711 73 John STANYON
ROW 10	1:32.159 66 William SHARPE	1:32.161 42 Les GRIMSHAW
ROW 9	1:29.710 7 Barry STRONG	1:31.282 43 Martin HILLARD
ROW 8	1:28.518 46 James BILSLAND	1:29.357 36 David M. JAMES
ROW 7	1:27.940 41 Nigel PRATT	1:28.063 33 Andrew ACTMAN
ROW 6	1:25.073 83 Phil WALKER	1:25.248 30 Peter COLLINSON
ROW 5	1:24.595 32 Dominic MOONEY	1:24.845 87 Joe PARRINGTON
ROW 4	1:23.931 99 Andrew WILSON	1:23.982 4 David WESTON
ROW 3	1:23.366 5 Edward REEVE	1:23.368 3 Martin MORRIS
ROW 2	1:21.645 2 Gil DUFFY	1:22.914 11 Richard PERRY
ROW 1	1:20.990 9 Paul SIBLEY	1:21.185 84 Peter COLLIS
Pole		
		

Donington Park National
Circuit Length = 1.9573 miles

These results are provisional until the conclusion of any judicial and technical matters.

Clerk of Course :		Timekeeper :
-------------------	--	--------------

MG Midgets + BCV8 C & D

RACE 2 - CLASSIFICATION

POS	NO	CL	NAME	ENTRY	LAPS	TIME	GAP	DIFF	MPH	BEST	ON
1	84	D	Peter COLLIS	MG B	9	15:09.252			69.74	1:21.058	9
2	9	A	Paul SIBLEY	MG Midget	9	15:11.133	1.881	1.881	69.60	1:21.632	2
3	11	A	Richard PERRY	MG Midget	9	15:11.134	1.882	0.001	69.60	1:20.679	2
4	2	A	Gil DUFFY	MG Midget	9	15:12.395	3.143	1.261	69.50	1:22.544	2
5	3	A	Martin MORRIS	MG Midget	9	15:13.768	4.516	1.373	69.40	1:23.308	9
6	5	A	Edward REEVE	MG Midget	9	15:14.806	5.554	1.038	69.32	1:22.812	4
7	99	A	Andrew WILSON	MG Midget	9	15:15.319	6.067	0.513	69.28	1:24.324	9
8	83	C	Phil WALKER	MG BGT V8	9	15:17.006	7.754	1.687	69.15	1:24.742	3
9	4	A	David WESTON	MG Midget	9	15:17.279	8.027	0.273	69.13	1:24.471	9
10	32	B	Dominic MOONEY	Austin Healey Sprite	9	15:20.945	11.693	3.666	68.86	1:25.663	3
11	33	B	Andrew ACTMAN	Austin Healey Sprite	9	15:26.748	17.496	5.803	68.42	1:26.715	3
12	41	B	Nigel PRATT	MG Midget	9	15:27.009	17.757	0.261	68.41	1:26.700	2
13	7	A	Barry STRONG	Austin Healey Sprite	9	15:27.028	17.776	0.019	68.40	1:27.927	5
14	36	B	David M. JAMES	MG Midget	9	15:27.898	18.646	0.870	68.34	1:28.263	5
15	46	B	James BILSLAND	MG Midget	9	15:29.108	19.856	1.210	68.25	1:27.822	5
16	45	B	Jim MACKIE	Austin Healey Sprite	9	15:35.158	25.906	6.050	67.81	1:30.905	4
17	43	B	Martin HILLARD	MG Midget	9	15:35.974	26.722	0.816	67.75	1:32.728	4
18	70	C	Dean STANTON	MG Midget	9	15:37.682	28.430	1.708	67.63	1:33.026	3
19	64	C	Peter MAY	MG Midget	9	15:39.414	30.162	1.732	67.50	1:33.031	3
20	73	C	John STANYON	MG Midget	9	15:40.077	30.825	0.663	67.45	1:31.917	3
21	63	C	Ian LANGFORD	MG Midget	8	15:08.223	1 lap	1 lap	62.06	1:35.410	3
22	69	C	Richard AMOS	Austin Healey Sprite	8	15:37.252	1 lap	29.029	60.14	1:40.277	8

NOT CLASSIFIED

DNC	67	C	Mark T BOLDRY	MG Midget	5	8:18.737	4 laps	3 laps	70.64	1:32.016	2
DNC	66	C	William SHARPE	Mg Midget	4	6:21.648	5 laps	1 lap	73.85	1:31.895	2
DNC	40	B	John COLLINSON	Austin Healey Sprite	2	3:43.506	7 laps	2 laps	63.05	1:45.273	1
DNC	30	B	Peter COLLINSON	MG Midget	1	2:02.391	8 laps	1 lap	57.57	2:02.391	1

FASTEST LAP

11	A	Richard PERRY	MG Midget	2	1:20.679	87.33 mph	140.55 kph
84	D	Peter COLLIS	MG B	9	1:21.058	86.92 mph	139.89 kph
83	C	Phil WALKER	MG BGT V8	3	1:24.742	83.15 mph	133.81 kph
32	B	Dominic MOONEY	Austin Healey Sprite	3	1:25.663	82.25 mph	132.37 kph
66	C	William SHARPE	Mg Midget	2	1:31.895	76.67 mph	123.40 kph

Weather / Track : Bright / Dry

These results are provisional until the conclusion of any judicial and technical matters.

Donington Park National
Circuit Length = 1.9573 miles
Start: 12:46 End: 13:13

Clerk of Course :

Timekeeper :

MG Midgets + BCV8 C & D

RACE 2 - LAP CHART

Lap 1			Lap 2			Lap 3			Lap 4			Lap 5		
No	Behind	Laptime	No	Behind	Laptime	No	Behind	Laptime	No	Behind	Laptime	No	Behind	Laptime
84		1:23.098	84		1:21.375	84		1:21.486	84		1:27.822	84		1:21.589
9	2.811	1:25.909	9	3.068	1:21.632	9	3.809	1:22.227	11	0.001	1:24.013	9	4.748	1:22.988
11	3.765	1:26.863	11	3.069	1:20.679	11	3.810	1:22.227	9	3.349	1:27.362	69	1 LAP	1:41.471
2	4.256	1:27.354	2	5.425	1:22.544	2	7.122	1:23.183	2	4.170	1:24.870	11	5.146	1:26.734
3	5.272	1:28.370	3	10.592	1:26.695	3	13.671	1:24.565	3	9.383	1:23.534	2	5.948	1:23.367
4	5.983	1:29.081	99	11.588	1:26.021	99	14.687	1:24.585	5	9.816	1:22.812	5	12.015	1:23.788
99	6.942	1:30.040	5	12.781	1:24.699	5	14.826	1:23.531	99	11.270	1:24.405	3	12.591	1:24.797
83	8.563	1:31.661	83	14.003	1:26.815	83	17.259	1:24.742	83	14.525	1:25.088	99	14.664	1:24.983
32	9.241	1:32.339	32	14.608	1:26.742	32	18.785	1:25.663	32	18.316	1:27.353	83	18.613	1:25.677
5	9.457	1:32.555	4	14.727	1:30.119	4	19.309	1:26.068	4	19.099	1:27.612	4	23.303	1:25.793
41	10.199	1:33.297	41	15.524	1:26.700	41	20.757	1:26.719	41	20.094	1:27.159	32	23.657	1:26.930
33	10.891	1:33.989	33	16.665	1:27.149	33	21.894	1:26.715	33	21.705	1:27.633	41	25.968	1:27.463
36	12.912	1:36.010	36	21.126	1:29.589	36	29.931	1:30.291	7	30.343	1:28.192	33	27.904	1:27.788
46	13.428	1:36.526	46	21.826	1:29.773	7	29.973	1:28.784	36	31.419	1:29.310	7	36.681	1:27.927
7	15.888	1:38.986	7	22.675	1:28.162	46	30.806	1:30.466	46	32.474	1:29.490	36	38.093	1:28.263
66	19.863	1:42.961	66	30.383	1:31.895	66	42.349	1:33.452	67	47.298	1:32.290	46	38.707	1:27.822
67	21.126	1:44.224	67	31.767	1:32.016	67	42.830	1:32.549	66	47.867	1:33.340	45	1:08.063	1:39.912
73	22.174	1:45.272	73	33.004	1:32.205	73	43.435	1:31.917	73	48.430	1:32.817	43	1:08.645	1:38.069
40	22.175	1:45.273	43	34.969	1:33.809	45	46.657	1:31.783	45	49.740	1:30.905	70	1:09.932	1:36.277
43	22.535	1:45.633	45	36.360	1:34.713	43	47.259	1:33.776	43	52.165	1:32.728	64	1:11.519	1:36.943
70	22.639	1:45.737	70	37.495	1:36.231	70	49.035	1:33.026	70	55.244	1:34.031	73	1:13.265	1:46.424
45	23.022	1:46.120	64	38.190	1:34.518	64	49.735	1:33.031	64	56.165	1:34.252	63	1:22.524	1:41.610
63	24.975	1:48.073	63	39.656	1:36.056	63	53.580	1:35.410	63	1:02.503	1:36.745			
64	25.047	1:48.145	69	51.856	1:43.429	69	1:13.085	1:42.715						
69	29.802	1:52.900	40	59.033	1:58.233									
30	39.293	2:02.391												


MG Midgets + BCV8 C & D

RACE 2 - LAP CHART

Lap 6			Lap 7			Lap 8			Lap 9		
No	Behind	Laptime	No	Behind	Laptime	No	Behind	Laptime	No	Behind	Laptime
84		1:23.366	84		2:37.257	84		2:52.201	84		1:21.058
67	1 LAP	1:57.658 P	9	1.589	2:29.095	9	0.588	2:51.200	9	1.881	1:22.351
9	9.751	1:28.369	11	2.401	2:29.347	11	1.140	2:50.940	11	1.882	1:21.800
11	10.311	1:28.531	2	3.219	2:29.331	2	1.656	2:50.638	2	3.143	1:22.545
2	11.145	1:28.563	5	4.100	2:28.845	5	1.917	2:50.018	3	4.516	1:23.308
5	12.512	1:23.863	3	4.661	2:29.077	3	2.266	2:49.806	5	5.554	1:24.695
3	12.841	1:23.616	99	5.810	2:23.473	99	2.801	2:49.192	99	6.067	1:24.324
99	19.594	1:28.296	83	7.081	2:18.290	83	3.792	2:48.912	83	7.754	1:25.020
83	26.048	1:30.801	4	8.065	2:16.871	4	4.614	2:48.750	4	8.027	1:24.471
4	28.451	1:28.514	32	8.936	2:17.216	32	5.424	2:48.689	32	11.693	1:27.327
32	28.977	1:28.686	69	1 LAP	2:09.821	69	1 LAP	2:49.638	33	17.496	1:29.305
69	1 LAP	1:57.001	41	12.398	2:10.069	41	9.001	2:48.804	41	17.757	1:29.814
41	39.586	1:36.984	33	13.338	2:10.220	33	9.249	2:48.112	7	17.776	1:28.464
33	40.375	1:35.837	7	14.921	2:05.051	7	10.370	2:47.650	36	18.646	1:29.004
7	47.127	1:33.812	36	15.406	2:04.946	36	10.700	2:47.495	46	19.856	1:29.169
36	47.717	1:32.990	46	16.190	2:04.400	46	11.745	2:47.756	45	25.906	1:34.420
46	49.047	1:33.706	45	1:17.583	1:55.973	45	12.544	1:47.162	43	26.722	1:33.739
45	1:58.867	2:14.170	43	1:18.881	1:55.907	43	14.041	1:47.361	69	1 LAP	1:40.277
43	2:00.231	2:14.952	70	1:21.520	1:56.929	70	15.133	1:45.814	70	28.430	1:34.355
70	2:01.848	2:15.282	64	1:22.469	1:56.783	64	17.017	1:46.749	64	30.162	1:34.203
64	2:02.943	2:14.790	73	1:25.012	1:57.812	73	17.933	1:45.122	73	30.825	1:33.950
73	2:04.457	2:14.558	63	2:23.375	2:24.819	63	1:20.029	1:48.855			
63	2:35.813	2:36.655									

Lenham Cars MG Midgets

RACE 8 - GRID

ROW 14	50	Stephen COLLINSON		
ROW 13	69	1:47.279 Richard AMOS	40	3:02.995 John COLLINSON
ROW 12	64	1:36.114 Peter MAY	37	1:45.754 Phil ATTWOOD
ROW 11	45	1:33.969 Jim MACKIE	63	1:35.202 Ian LANGFORD
ROW 10	70	1:33.895 Dean STANTON	73	1:33.957 John STANYON
ROW 9	67	1:32.865 Mark T BOLDRY	42	1:33.001 Les GRIMSHAW
ROW 8	43	1:31.555 Martin HILLARD	66	1:32.226 William SHARPE
ROW 7	7	1:29.985 Barry STRONG	36	1:30.509 David M. JAMES
ROW 6	41	1:28.554 Nigel PRATT	46	1:28.902 James BILSLAND
ROW 5	32	1:26.488 Dominic MOONEY	33	1:28.462 Andrew ACTMAN
ROW 4	99	1:25.386 Andrew WILSON	30	1:26.259 Peter COLLINSON
ROW 3	3	1:24.462 Martin MORRIS	5	1:24.597 Edward REEVE
ROW 2	11	1:24.144 Richard PERRY	4	1:24.321 David WESTON
ROW 1	9	1:21.047 Paul SIBLEY	2	1:23.844 Gil DUFFY
Pole				
				

Donington Park National
Circuit Length = 1.9573 miles

These results are provisional until the conclusion of any judicial and technical matters.

Clerk of Course :		Timekeeper :	
-------------------	--	--------------	--

Lenham Cars MG Midgets

RACE 8 - CLASSIFICATION

POS	NO	CL	NAME	ENTRY	LAPS	TIME	GAP	DIFF	MPH	BEST	ON
1	9	A	Paul SIBLEY	MG Midget	11	15:18.010			84.43	1:21.080	2
2	11	A	Richard PERRY	MG Midget	11	15:18.484	0.474	0.474	84.38	1:22.408	10
3	2	A	Gil DUFFY	MG Midget	11	15:18.693	0.683	0.209	84.36	1:22.363	2
4	5	A	Edward REEVE	MG Midget	11	15:36.749	18.739	18.056	82.74	1:23.106	3
5	32	B	Dominic MOONEY	Austin Healey Sprite	11	15:48.554	30.544	11.805	81.71	1:23.651	3
6	99	A	Andrew WILSON	MG Midget	11	15:48.739	30.729	0.185	81.69	1:23.111	3
7	7	A	Barry STRONG	Austin Healey Sprite	11	16:15.885	57.875	27.146	79.42	1:25.427	11
8	41	B	Nigel PRATT	MG Midget	11	16:26.851	1:08.841	10.966	78.54	1:28.460	3
9	36	B	David M. JAMES	MG Midget	11	16:38.989	1:20.979	12.138	77.58	1:29.170	6
10	46	B	James BILSLAND	MG Midget	11	16:39.627	1:21.617	0.638	77.53	1:28.910	5
11	45	B	Jim MACKIE	Austin Healey Sprite	10	15:37.586	1 lap	1 lap	75.15	1:31.343	6
12	43	B	Martin HILLARD	MG Midget	10	15:49.847	1 lap	12.261	74.18	1:31.338	4
13	70	C	Dean STANTON	MG Midget	10	15:53.400	1 lap	3.553	73.90	1:32.750	6
14	73	C	John STANYON	MG Midget	10	15:56.320	1 lap	2.920	73.68	1:32.671	4
15	64	C	Peter MAY	MG Midget	10	16:05.802	1 lap	9.482	72.95	1:34.162	4
16	63	C	Ian LANGFORD	MG Midget	10	16:28.521	1 lap	22.719	71.28	1:35.302	4
17	69	C	Richard AMOS	Austin Healey Sprite	10	16:53.650	1 lap	25.129	69.51	1:38.382	10
18	3	A	Martin MORRIS	MG Midget	8	11:48.460	3 laps	2 laps	79.56	1:23.470	3

NOT CLASSIFIED

DNC	33	B	Andrew ACTMAN	Austin Healey Sprite	2	3:19.254	9 laps	6 laps	70.72	1:37.264	1
DNC	40	B	John COLLINSON	Austin Healey Sprite	2	4:16.238	9 laps	56.984	54.99	1:38.281	1
DNC	50	B	Stephen COLLINSON	MG Midget	0						

FASTEST LAP

9	A	Paul SIBLEY	MG Midget	2	1:21.080	86.90 mph	139.86 kph
32	B	Dominic MOONEY	Austin Healey Sprite	3	1:23.651	84.23 mph	135.56 kph
73	C	John STANYON	MG Midget	4	1:32.671	76.03 mph	122.36 kph

Weather / Track : Bright / Dry

These results are provisional until the conclusion of any judicial and technical matters.

Donington Park National
Circuit Length = 1.9573 miles
Start: 17:09 End: 17:28

Clerk of Course :	Timekeeper :
-------------------	--------------

Lenham Cars MG Midgets

RACE 8 - LAP CHART

Lap 1			Lap 2			Lap 3			Lap 4			Lap 5		
No	Behind	Laptime	No	Behind	Laptime	No	Behind	Laptime	No	Behind	Laptime	No	Behind	Laptime
9		1:25.445	9		1:21.080	9		1:21.676	9		1:22.495	9		1:23.744
11	0.995	1:26.440	11	2.932	1:23.017	11	4.267	1:23.011	11	4.427	1:22.655	69	1 LAP	1:42.650
2	2.283	1:27.728	2	3.566	1:22.363	2	4.499	1:22.609	2	4.726	1:22.722	11	4.839	1:24.156
3	5.228	1:30.673	3	9.203	1:25.055	40	1 LAP	2:37.957 P	5	12.049	1:23.172	2	5.046	1:24.064
5	5.641	1:31.086	5	9.942	1:25.381	3	10.997	1:23.470	3	12.319	1:23.817	5	11.867	1:23.562
32	6.058	1:31.503	32	10.270	1:25.292	5	11.372	1:23.106	32	15.616	1:25.866	3	12.215	1:23.640
99	7.491	1:32.936	99	11.153	1:24.742	32	12.245	1:23.651	99	15.918	1:25.825	99	18.608	1:26.434
41	7.995	1:33.440	41	15.682	1:28.767	99	12.588	1:23.111	41	28.550	1:28.579	32	18.769	1:26.897
36	10.868	1:36.313	36	20.415	1:30.627	41	22.466	1:28.460	36	36.723	1:30.372	41	33.513	1:28.707
46	11.752	1:37.197	46	23.028	1:32.356	36	28.846	1:30.107	7	38.314	1:26.840	7	42.868	1:28.298
33	11.819	1:37.264	7	29.404	1:29.514	46	31.767	1:30.415	46	39.011	1:29.739	36	43.581	1:30.602
40	12.836	1:38.281	33	32.729	1:41.990 P	7	33.969	1:26.241	45	54.253	1:31.517	46	44.177	1:28.910
73	18.878	1:44.323	45	34.052	1:34.963	45	45.231	1:32.855	73	58.318	1:32.671	45	1:01.897	1:31.388
45	20.169	1:45.614	73	34.862	1:37.064	73	48.142	1:34.956	70	59.595	1:33.224	73	1:08.166	1:33.592
7	20.970	1:46.415	70	36.007	1:35.965	70	48.866	1:34.535	64	1:01.470	1:34.162	70	1:09.513	1:33.662
70	21.122	1:46.567	63	36.557	1:36.448	64	49.803	1:34.505	63	1:03.168	1:35.302	43	1:12.211	1:32.086
63	21.189	1:46.634	64	36.974	1:36.120	63	50.361	1:35.480	43	1:03.869	1:31.338	64	1:12.672	1:34.946
64	21.934	1:47.379	43	43.171	1:36.789	43	55.026	1:33.531				63	1:15.789	1:36.365
69	26.934	1:52.379	69	48.175	1:42.321	69	1:05.967	1:39.468						
43	27.462	1:52.907												

Lenham Cars MG Midgets

RACE 8 - LAP CHART

Lap 6			Lap 7			Lap 8			Lap 9			Lap 10		
No	Behind	Laptime	No	Behind	Laptime	No	Behind	Laptime	No	Behind	Laptime	No	Behind	Laptime
9		1:23.196	9		1:25.704	9		1:26.683	9		1:22.828	9		1:22.377
11	4.847	1:23.204	11	2.111	1:22.968	11	0.348	1:24.920	11	0.526	1:23.006	11	0.557	1:22.408
2	5.087	1:23.237	2	2.263	1:22.880	2	0.590	1:25.010	2	0.625	1:22.863	2	0.766	1:22.518
5	16.555	1:27.884	63	1 LAP	1:36.846	70	1 LAP	1:35.073	43	1 LAP	1:32.197	45	1 LAP	1:33.117
3	16.869	1:27.850	5	14.596	1:23.745	43	1 LAP	1:34.147	70	1 LAP	1:33.473	5	17.025	1:25.096
69	1 LAP	1:41.323	3	15.109	1:23.944	73	1 LAP	1:36.742	73	1 LAP	1:33.874	43	1 LAP	1:32.474
99	21.220	1:25.808	32	21.291	1:25.519	64	1 LAP	1:36.422	5	14.306	1:24.987	70	1 LAP	1:34.100
32	21.476	1:25.903	99	21.557	1:26.041	5	12.147	1:24.234	64	1 LAP	1:36.272	73	1 LAP	1:34.949
41	39.300	1:28.983	69	1 LAP	1:40.556	63	1 LAP	1:38.600	32	23.683	1:25.687	32	27.063	1:25.757
7	46.938	1:27.266	41	43.080	1:29.484	99	20.539	1:25.665	99	23.840	1:26.129	99	27.797	1:26.334
36	49.555	1:29.170	7	46.785	1:25.551	32	20.824	1:26.216	63	1 LAP	1:40.072	64	1 LAP	1:35.256
46	50.133	1:29.152	36	53.846	1:29.995	3	38.437	1:50.011 P	7	51.668	1:27.137	63	1 LAP	1:40.740
45	1:10.044	1:31.343	46	54.106	1:29.677	69	1 LAP	1:38.474	41	53.968	1:29.647	7	55.230	1:25.939
73	1:18.572	1:33.602	45	1:16.275	1:31.935	41	47.149	1:30.752	69	1 LAP	1:38.857	41	1:01.244	1:29.653
70	1:19.067	1:32.750				7	47.359	1:27.257	36	1:04.634	1:30.048	36	1:13.065	1:30.808
43	1:20.504	1:31.489				36	57.414	1:30.251	46	1:04.836	1:30.005	46	1:13.272	1:30.813
64	1:23.864	1:34.388				46	57.659	1:30.236				69	1 LAP	1:39.240
						45	1:21.072	1:31.480						

Lenham Cars MG Midgets

RACE 8 - LAP CHART

Lap 11		
No	Behind	Laptime
9		1:22.782
11	0.474	1:22.699
2	0.683	1:22.699
5	18.739	1:24.496
45	1 LAP	1:33.374
32	30.544	1:26.263
99	30.729	1:25.714
43	1 LAP	1:32.889
70	1 LAP	1:34.051
73	1 LAP	1:34.547
64	1 LAP	1:36.352
7	57.875	1:25.427
41	1:08.841	1:30.379
63	1 LAP	1:42.034
36	1:20.979	1:30.696
46	1:21.617	1:31.127
69	1 LAP	1:38.382

Porsche Club

QUALIFYING FOR RACE 3 - CLASSIFICATION

POS	NO	CL	NAME	ENTRY	TIME	ON	LAPS	GAP	DIFF	MPH
1	35	1	Ben DEMETRIOU	Porsche 968 CS	1:21.755	9	11			86.18
2	14	1	Mark MCALEER	Porsche 968 CS	1:21.926	11	11	0.171	0.171	86.00
3	9	1	Rod CARMAN	Porsche 964 C2	1:21.957	9	10	0.202	0.031	85.97
4	99	1	Marcus CARNIEL	Porsche 964 C2	1:22.463	9	10	0.708	0.506	85.44
5	64	1	Kevin HARRISON	Porsche 964 C2	1:22.617	9	11	0.862	0.154	85.28
6	1	2	Jeremy CLARK	Porsche 944 S2	1:22.662	9	10	0.907	0.045	85.24
7	68	1	Richard HIGGINS	Porsche 968 CS	1:22.758	10	11	1.003	0.096	85.14
8	8	1	David BOTTERILL	Porsche 964 C2	1:22.953	10	11	1.198	0.195	84.94
9	20	1	John WILLIAMS	Porsche Carrera 2.7 RS	1:23.178	9	11	1.423	0.225	84.71
10	60	1	Adrian STOCK	Porsche 968 CS	1:23.691	9	10	1.936	0.513	84.19
11	39	2	Chris DYER	Porsche 944 S2	1:23.873	8	11	2.118	0.182	84.01
12	90	1	Paul FOLLETT	Porsche 968 CS	1:23.936	9	9	2.181	0.063	83.94
13	2	1	Richard LAMBERT	Porsche 964 C2	1:24.108	5	7	2.353	0.172	83.77
14	26	1	Peter ERCEG	Porsche 968 CS	1:24.220	4	6	2.465	0.112	83.66
15	4	1	Gary DUCKMAN	Porsche 993 C2	1:24.443	8	8	2.688	0.223	83.44
16	10	1	Richard ELLIS	Porsche 993 C2	1:24.486	10	10	2.731	0.043	83.40
17	15	2	Alan NEWBOLD	Porsche 944 S2	1:25.846	10	10	4.091	1.360	82.08
18	12	1	Adrian GRIEVES	Porsche 968 CS	1:26.062	8	10	4.307	0.216	81.87
19	85	2	Tim BATES	Porsche 911 SC	1:27.371	3	10	5.616	1.309	80.64
20	22	2	Cierin BREWER	Porsche 944 S2	1:28.678	8	10	6.923	1.307	79.45
21	36	2	John GILMORE	Porsche 911 SC	1:28.712	7	10	6.957	0.034	79.42
22	33	1	Malcolm JONES	Porsche 964 C2	1:29.053	9	10	7.298	0.341	79.12
23	61	3	Mark TAYLOR	Porsche 911SC	1:29.076	8	10	7.321	0.023	79.10
24	11	3	Anthony OLIVER	Porsche 911 SC	1:29.266	8	10	7.511	0.190	78.93
25	29	2	Ian BALAAM	Porsche 944 S2	1:37.117	8	9	15.362	7.851	72.55

CARS NO TRANSPONDERS 2 / 4/ 81 FIX FOR RACE

Weather / Track : Bright / Dry

These results are provisional until the conclusion of any judicial and technical matters.

Donington Park National
Circuit Length = 1.9573 miles
Start: 10:05 End: 10:23

Clerk of Course :		Timekeeper :
-------------------	--	--------------

Porsche Club

QUALIFYING FOR RACE 3 - LAP ANALYSIS

1	Jeremy CLARK		2 Porsche 944 S2				
1 -	1:37.388	+ 14.726	10:07:14.044	6 -	1:26.900	+ 4.238	10:14:33.859
2 -	1:30.270	+ 7.608	10:08:44.314	7 -	1:26.734	+ 4.072	10:16:00.593
3 -	1:33.383	+ 10.721	10:10:17.697	8 -	1:23.990	+ 1.328	10:17:24.583
4 -	1:24.947	+ 2.285	10:11:42.644	9 -	1:22.662		10:18:47.245
5 -	1:24.315	+ 1.653	10:13:06.959	10 -	1:23.003	+ 0.341	10:20:10.248
2	Richard LAMBERT		1 Porsche 964 C2				
1 -	1:35.313	+ 11.205	10:06:57.161	5 -	1:24.108		10:12:41.106
2 -	1:28.072	+ 3.964	10:08:25.233	6 -	2:58.155	+ 1:34.047	10:15:39.261
3 -	1:25.684	+ 1.576	10:09:50.917	7 -	4:22.348	+ 2:58.240	10:20:01.609
4 -	1:26.081	+ 1.973	10:11:16.998				
4	Gary DUCKMAN		1 Porsche 993 C2				
1 -	1:41.192	+ 16.749	10:07:12.905	5 -	1:30.530	+ 6.087	10:14:35.505
2 -	3:01.897	+ 1:37.454	10:10:14.802	6 -	2:53.315	+ 1:28.872	10:17:28.820
3 -	1:24.722	+ 0.279	10:11:39.524	7 -	1:24.535	+ 0.092	10:18:53.355
4 -	1:25.451	+ 1.008	10:13:04.975	8 -	1:24.443		10:20:17.798
8	David BOTTERILL		1 Porsche 964 C2				
1 -	1:33.831	+ 10.878	10:06:56.555	7 -	1:24.768	+ 1.815	10:15:39.885
2 -	1:27.660	+ 4.707	10:08:24.215	8 -	1:24.303	+ 1.350	10:17:04.188
3 -	1:25.724	+ 2.771	10:09:49.939	9 -	1:23.181	+ 0.228	10:18:27.369
4 -	1:26.577	+ 3.624	10:11:16.516	10 -	1:22.953		10:19:50.322
5 -	1:25.337	+ 2.384	10:12:41.853	11 -	1:25.524	+ 2.571	10:21:15.846
6 -	1:33.264	+ 10.311	10:14:15.117				
9	Rod CARMAN		1 Porsche 964 C2				
1 -	1:36.277	+ 14.320	10:07:12.196	6 -	1:23.591	+ 1.634	10:14:33.264
2 -	1:27.941	+ 5.984	10:08:40.137	7 -	1:25.740	+ 3.783	10:15:59.004
3 -	1:40.955	+ 18.998	10:10:21.092	8 -	1:22.774	+ 0.817	10:17:21.778
4 -	1:25.111	+ 3.154	10:11:46.203	9 -	1:21.957		10:18:43.735
5 -	1:23.470	+ 1.513	10:13:09.673	10 -	1:22.725	+ 0.768	10:20:06.460
10	Richard ELLIS		1 Porsche 993 C2				
1 -	1:35.832	+ 11.346	10:07:02.923	6 -	1:25.929	+ 1.443	10:14:22.047
2 -	1:29.630	+ 5.144	10:08:32.553	7 -	1:29.635	+ 5.149	10:15:51.682
3 -	1:28.694	+ 4.208	10:10:01.247	8 -	1:25.143	+ 0.657	10:17:16.825
4 -	1:27.677	+ 3.191	10:11:28.924	9 -	1:24.555	+ 0.069	10:18:41.380
5 -	1:27.194	+ 2.708	10:12:56.118	10 -	1:24.486		10:20:05.866
11	Anthony OLIVER		3 Porsche 911 SC				
1 -	1:45.390	+ 16.124	10:07:25.360	6 -	1:31.020	+ 1.754	10:15:04.110
2 -	1:34.211	+ 4.945	10:08:59.571	7 -	1:30.142	+ 0.876	10:16:34.252
3 -	1:32.552	+ 3.286	10:10:32.123	8 -	1:29.266		10:18:03.518
4 -	1:30.268	+ 1.002	10:12:02.391	9 -	1:30.869	+ 1.603	10:19:34.387
5 -	1:30.699	+ 1.433	10:13:33.090	10 -	1:30.935	+ 1.669	10:21:05.322
12	Adrian GRIEVES		1 Porsche 968 CS				
1 -	1:46.823	+ 20.761	10:07:30.553	6 -	1:28.644	+ 2.582	10:14:58.125
2 -	1:30.222	+ 4.160	10:09:00.775	7 -	1:27.237	+ 1.175	10:16:25.362
3 -	1:30.573	+ 4.511	10:10:31.348	8 -	1:26.062		10:17:51.424
4 -	1:30.254	+ 4.192	10:12:01.602	9 -	1:26.227	+ 0.165	10:19:17.651
5 -	1:27.879	+ 1.817	10:13:29.481	10 -	1:26.261	+ 0.199	10:20:43.912
14	Mark MCALEER		1 Porsche 968 CS				
1 -	1:34.787	+ 12.861	10:07:09.558	7 -	1:24.114	+ 2.188	10:15:40.347
2 -	1:28.157	+ 6.231	10:08:37.715	8 -	1:22.140	+ 0.214	10:17:02.487
3 -	1:24.275	+ 2.349	10:10:01.990	9 -	1:22.496	+ 0.570	10:18:24.983
4 -	1:23.602	+ 1.676	10:11:25.592	10 -	1:22.431	+ 0.505	10:19:47.414
5 -	1:23.484	+ 1.558	10:12:49.076	11 -	1:21.926		10:21:09.340
6 -	1:27.157	+ 5.231	10:14:16.233				

CARS NO TRANSPONDERS 2 / 4/ 81 FIX FOR RACE

Weather / Track : Bright / Dry

www.tsl-timing.com

Donington Park National
Circuit Length = 1.9573 miles
Start: 10:05 End: 10:23

Page 1 of 3

Printed - 10:57 Saturday, 04 April 2009

Porsche Club

QUALIFYING FOR RACE 3 - LAP ANALYSIS

15	Alan NEWBOLD		2 Porsche 944 S2				
1 -	1:44.048	+ 18.202	10:07:26.108	6 -	1:30.322	+ 4.476	10:15:04.711
2 -	1:34.410	+ 8.564	10:09:00.518	7 -	1:27.594	+ 1.748	10:16:32.305
3 -	1:32.456	+ 6.610	10:10:32.974	8 -	1:26.358	+ 0.512	10:17:58.663
4 -	1:30.506	+ 4.660	10:12:03.480	9 -	1:30.659	+ 4.813	10:19:29.322
5 -	1:30.909	+ 5.063	10:13:34.389	10 -	1:25.846		10:20:55.168
20	John WILLIAMS		1 Porsche Carrera 2.7 RS				
1 -	1:35.812	+ 12.634	10:07:02.055	7 -	1:25.856	+ 2.678	10:15:41.419
2 -	1:28.639	+ 5.461	10:08:30.694	8 -	1:23.725	+ 0.547	10:17:05.144
3 -	1:26.504	+ 3.326	10:09:57.198	9 -	1:23.178		10:18:28.322
4 -	1:25.564	+ 2.386	10:11:22.762	10 -	1:24.059	+ 0.881	10:19:52.381
5 -	1:24.723	+ 1.545	10:12:47.485	11 -	1:24.112	+ 0.934	10:21:16.493
6 -	1:28.078	+ 4.900	10:14:15.563				
22	Cierin BREWER		2 Porsche 944 S2				
1 -	1:38.583	+ 9.905	10:07:16.895	6 -	1:29.535	+ 0.857	10:15:01.511
2 -	1:41.465	+ 12.787	10:08:58.360	7 -	1:29.405	+ 0.727	10:16:30.916
3 -	1:32.444	+ 3.766	10:10:30.804	8 -	1:28.678		10:17:59.594
4 -	1:30.496	+ 1.818	10:12:01.300	9 -	1:33.324	+ 4.646	10:19:32.918
5 -	1:30.676	+ 1.998	10:13:31.976	10 -	1:31.884	+ 3.206	10:21:04.802
26	Peter ERCEG		1 Porsche 968 CS				
1 -	1:35.266	+ 11.046	10:07:04.044	4 -	1:24.220		10:11:27.590
2 -	1:33.834	+ 9.614	10:08:37.878	5 -	7:36.753	+ 6:12.533	10:19:04.343
3 -	1:25.492	+ 1.272	10:10:03.370	6 -	1:26.383	+ 2.163	10:20:30.726
29	Ian BALAAM		2 Porsche 944 S2				
1 -	1:59.085	+ 21.968	10:07:33.351	6 -	1:43.126	+ 6.009	10:16:02.856
2 -	1:42.383	+ 5.266	10:09:15.734	7 -	1:39.157	+ 2.040	10:17:42.013
3 -	1:39.315	+ 2.198	10:10:55.049	8 -	1:37.117		10:19:19.130
4 -	1:42.572	+ 5.455	10:12:37.621	9 -	1:39.092	+ 1.975	10:20:58.222
5 -	1:42.109	+ 4.992	10:14:19.730				
33	Malcolm JONES		1 Porsche 964 C2				
1 -	1:37.423	+ 8.370	10:07:07.295	6 -	1:29.680	+ 0.627	10:14:51.949
2 -	1:34.085	+ 5.032	10:08:41.380	7 -	1:29.601	+ 0.548	10:16:21.550
3 -	1:36.207	+ 7.154	10:10:17.587	8 -	1:30.277	+ 1.224	10:17:51.827
4 -	1:31.621	+ 2.568	10:11:49.208	9 -	1:29.053		10:19:20.880
5 -	1:33.061	+ 4.008	10:13:22.269	10 -	1:31.812	+ 2.759	10:20:52.692
35	Ben DEMETRIOU		1 Porsche 968 CS				
1 -	1:35.688	+ 13.933	10:07:00.161	7 -	1:23.202	+ 1.447	10:15:21.764
2 -	1:24.350	+ 2.595	10:08:24.511	8 -	1:27.159	+ 5.404	10:16:48.923
3 -	1:23.268	+ 1.513	10:09:47.779	9 -	1:21.755		10:18:10.678
4 -	1:22.009	+ 0.254	10:11:09.788	10 -	1:24.776	+ 3.021	10:19:35.454
5 -	1:23.621	+ 1.866	10:12:33.409	11 -	1:27.544	+ 5.789	10:21:02.998
6 -	1:25.153	+ 3.398	10:13:58.562				
36	John GILMORE		2 Porsche 911 SC				
1 -	1:45.711	+ 16.999	10:07:21.655	6 -	1:28.768	+ 0.056	10:15:07.136
2 -	1:35.807	+ 7.095	10:08:57.462	7 -	1:28.712		10:16:35.848
3 -	1:33.775	+ 5.063	10:10:31.237	8 -	1:28.933	+ 0.221	10:18:04.781
4 -	1:33.131	+ 4.419	10:12:04.368	9 -	1:31.613	+ 2.901	10:19:36.394
5 -	1:34.000	+ 5.288	10:13:38.368	10 -	1:29.546	+ 0.834	10:21:05.940
39	Chris DYER		2 Porsche 944 S2				
1 -	1:36.472	+ 12.599	10:07:01.688	7 -	1:24.684	+ 0.811	10:15:42.542
2 -	1:29.884	+ 6.011	10:08:31.572	8 -	1:23.873		10:17:06.415
3 -	1:27.105	+ 3.232	10:09:58.677	9 -	1:24.003	+ 0.130	10:18:30.418
4 -	1:25.347	+ 1.474	10:11:24.024	10 -	1:24.530	+ 0.657	10:19:54.948
5 -	1:25.638	+ 1.765	10:12:49.662	11 -	1:33.364	+ 9.491	10:21:28.312
6 -	1:28.196	+ 4.323	10:14:17.858				

CARS NO TRANSPONDERS 2 / 4/ 81 FIX FOR RACE

Weather / Track : Bright / Dry

www.tsl-timing.com

Page 2 of 3

Donington Park National
Circuit Length = 1.9573 miles
Start: 10:05 End: 10:23

Printed - 10.57 Saturday, 04 April 2009

Porsche Club

QUALIFYING FOR RACE 3 - LAP ANALYSIS

60	Adrian STOCK		1 Porsche 968 CS				
1 -	1:41.598	+ 17.907	10:07:22.838	6 -	1:26.832	+ 3.141	10:14:48.248
2 -	1:31.595	+ 7.904	10:08:54.433	7 -	1:25.701	+ 2.010	10:16:13.949
3 -	1:28.326	+ 4.635	10:10:22.759	8 -	1:24.647	+ 0.956	10:17:38.596
4 -	1:27.348	+ 3.657	10:11:50.107	9 -	1:23.691		10:19:02.287
5 -	1:31.309	+ 7.618	10:13:21.416	10 -	1:24.325	+ 0.634	10:20:26.612
61	Mark TAYLOR		3 Porsche 911SC				
1 -	1:43.455	+ 14.379	10:07:18.187	6 -	1:31.705	+ 2.629	10:14:57.851
2 -	1:34.306	+ 5.230	10:08:52.493	7 -	1:30.586	+ 1.510	10:16:28.437
3 -	1:31.503	+ 2.427	10:10:23.996	8 -	1:29.076		10:17:57.513
4 -	1:30.591	+ 1.515	10:11:54.587	9 -	1:32.983	+ 3.907	10:19:30.496
5 -	1:31.559	+ 2.483	10:13:26.146	10 -	1:29.136	+ 0.060	10:20:59.632
64	Kevin HARRISON		1 Porsche 964 C2				
1 -	1:32.669	+ 10.052	10:06:52.796	7 -	1:24.175	+ 1.558	10:15:21.522
2 -	1:26.378	+ 3.761	10:08:19.174	8 -	1:23.248	+ 0.631	10:16:44.770
3 -	1:24.134	+ 1.517	10:09:43.308	9 -	1:22.617		10:18:07.387
4 -	1:23.713	+ 1.096	10:11:07.021	10 -	1:27.158	+ 4.541	10:19:34.545
5 -	1:25.972	+ 3.355	10:12:32.993	11 -	1:24.035	+ 1.418	10:20:58.580
6 -	1:24.354	+ 1.737	10:13:57.347				
68	Richard HIGGINS		1 Porsche 968 CS				
1 -	1:37.014	+ 14.256	10:07:01.186	7 -	1:26.690	+ 3.932	10:15:37.776
2 -	1:28.885	+ 6.127	10:08:30.071	8 -	1:23.784	+ 1.026	10:17:01.560
3 -	1:26.156	+ 3.398	10:09:56.227	9 -	1:24.605	+ 1.847	10:18:26.165
4 -	1:24.594	+ 1.836	10:11:20.821	10 -	1:22.758		10:19:48.923
5 -	1:24.576	+ 1.818	10:12:45.397	11 -	1:23.858	+ 1.100	10:21:12.781
6 -	1:25.689	+ 2.931	10:14:11.086				
85	Tim BATES		2 Porsche 911 SC				
1 -	1:33.112	+ 5.741	10:06:53.713	6 -	1:30.518	+ 3.147	10:14:17.593
2 -	1:27.959	+ 0.588	10:08:21.672	7 -	1:27.534	+ 0.163	10:15:45.127
3 -	1:27.371		10:09:49.043	8 -	1:27.806	+ 0.435	10:17:12.933
4 -	1:28.592	+ 1.221	10:11:17.635	9 -	1:27.907	+ 0.536	10:18:40.840
5 -	1:29.440	+ 2.069	10:12:47.075	10 -	1:29.268	+ 1.897	10:20:10.108
90	Paul FOLLETT		1 Porsche 968 CS				
1 -	1:38.258	+ 14.322	10:07:00.107	6 -	1:27.619	+ 3.683	10:14:19.955
2 -	1:30.517	+ 6.581	10:08:30.624	7 -	1:25.861	+ 1.925	10:15:45.816
3 -	1:29.746	+ 5.810	10:10:00.370	8 -	1:26.024	+ 2.088	10:17:11.840
4 -	1:26.374	+ 2.438	10:11:26.744	9 -	1:23.936		10:18:35.776
5 -	1:25.592	+ 1.656	10:12:52.336				
99	Marcus CARNIEL		1 Porsche 964 C2				
1 -	1:34.392	+ 11.929	10:07:14.903	6 -	1:23.090	+ 0.627	10:14:23.504
2 -	1:27.363	+ 4.900	10:08:42.266	7 -	1:36.932	+ 14.469	10:16:00.436
3 -	1:30.832	+ 8.369	10:10:13.098	8 -	1:23.422	+ 0.959	10:17:23.858
4 -	1:23.907	+ 1.444	10:11:37.005	9 -	1:22.463		10:18:46.321
5 -	1:23.409	+ 0.946	10:13:00.414	10 -	1:23.041	+ 0.578	10:20:09.362

CARS NO TRANSPONDERS 2 / 4/ 81 FIX FOR RACE

Weather / Track : Bright / Dry

www.tsl-timing.com

Page 3 of 3

Donington Park National
Circuit Length = 1.9573 miles
Start: 10:05 End: 10:23

Printed - 10.57 Saturday, 04 April 2009

Porsche Club

RACE 3 - GRID AMENDED

ROW 13	1:37.117 29 Ian BALAAM	81 Scott KAVANAGH
ROW 12	1:29.076 61 Mark TAYLOR	11 Anthony OLIVER
ROW 11	1:28.712 36 John GILMORE	1:29.053 33 Malcolm JONES
ROW 10	1:27.371 85 Tim BATES	1:28.678 22 Cierin BREWER
ROW 9	1:25.846 15 Alan NEWBOLD	1:26.062 12 Adrian GRIEVES
ROW 8	1:24.443 4 Gary DUCKMAN	1:24.486 10 Richard ELLIS
ROW 7	1:24.108 2 Richard LAMBERT	1:24.220 26 Peter ERCEG
ROW 6	1:23.873 39 Chris DYER	1:23.936 90 Paul FOLLETT
ROW 5	1:23.178 20 John WILLIAMS	1:23.691 60 Adrian STOCK
ROW 4	1:22.758 68 Richard HIGGINS	1:22.953 8 David BOTTERILL
ROW 3	1:22.617 64 Kevin HARRISON	1:22.662 1 Jeremy CLARK
ROW 2	1:21.957 9 Rod CARMAN	1:22.463 99 Marcus CARNIEL
ROW 1	1:21.755 35 Ben DEMETRIOU	1:21.926 14 Mark MCALEER

Pole

Donington Park National
Circuit Length = 1.9573 miles

These results are provisional until the conclusion of any judicial and technical matters.

Clerk of Course :

Timekeeper :

Porsche Club

RACE 3 - CLASSIFICATION

POS	NO	CL	NAME	ENTRY	LAPS	TIME	GAP	DIFF	MPH	BEST	ON
1	14	1	Mark MCALEER	Porsche 968 CS	22	30:01.988			86.02	1:20.829	9
2	35	1	Ben DEMETRIOU	Porsche 968 CS	22	30:03.000	1.012	1.012	85.97	1:20.526	16
3	64	1	Kevin HARRISON	Porsche 964 C2	22	30:35.834	33.846	32.834	84.44	1:21.839	19
4	68	1	Richard HIGGINS	Porsche 968 CS	22	30:36.893	34.905	1.059	84.39	1:21.778	20
5	9	1	Rod CARMAN	Porsche 964 C2	22	30:39.233	37.245	2.340	84.28	1:21.676	17
6	2	1	Richard LAMBERT	Porsche 964 C2	22	30:39.735	37.747	0.502	84.26	1:21.773	22
7	1	2	Jeremy CLARK	Porsche 944 S2	22	30:49.571	47.583	9.836	83.81	1:22.144	22
8	4	1	Gary DUCKMAN	Porsche 993 C2	22	30:52.395	50.407	2.824	83.68	1:19.512	19
9	99	1	Marcus CARNIEL	Porsche 964 C2	22	30:52.561	50.573	0.166	83.67	1:22.219	14
10	8	1	David BOTTERILL	Porsche 964 C2	22	30:53.249	51.261	0.688	83.64	1:21.827	22
11	10	1	Richard ELLIS	Porsche 993 C2	22	31:07.854	1:05.866	14.605	82.99	1:22.990	22
12	12	1	Adrian GRIEVES	Porsche 968 CS	22	31:08.626	1:06.638	0.772	82.95	1:22.971	22
13	39	2	Chris DYER	Porsche 944 S2	22	31:18.868	1:16.880	10.242	82.50	1:23.711	13
14	81	1	Scott KAVANAGH	Porsche 993 C2	22	31:23.618	1:21.630	4.750	82.29	1:23.868	6
15	22	2	Cierin BREWER	Porsche 944 S2	21	30:59.263	1 lap	1 lap	79.58	1:25.663	14
16	33	1	Malcolm JONES	Porsche 964 C2	21	31:01.349	1 lap	2.086	79.49	1:25.719	14
17	61	3	Mark TAYLOR	Porsche 911SC	21	31:14.414	1 lap	13.065	78.94	1:26.183	13
18	11	3	Anthony OLIVER	Porsche 911 SC	21	31:16.870	1 lap	2.456	78.84	1:26.823	20
19	85	2	Tim BATES	Porsche 911 SC	20	30:08.565	2 laps	1 lap	77.92	1:26.997	4
20	36	2	John GILMORE	Porsche 911 SC	20	30:21.036	2 laps	12.471	77.38	1:27.292	14
21	29	2	Ian BALAAM	Porsche 944 S2	19	31:29.624	3 laps	1 lap	70.85	1:35.136	15

NOT CLASSIFIED

DNC	15	2	Alan NEWBOLD	Porsche 944 S2	15	21:41.157	7 laps	4 laps	81.23	1:24.918	6
DNC	20	1	John WILLIAMS	Porsche Carrera 2.7 RS	15	21:56.350	7 laps	15.193	80.29	1:23.486	9
DNC	26	1	Peter ERCEG	Porsche 968 CS	14	20:14.741	8 laps	1 lap	81.20	1:23.379	12
DNC	90	1	Paul FOLLETT	Porsche 968 CS	8	11:38.445	14 laps	6 laps	80.70	1:24.403	5
DNC	60	1	Adrian STOCK	Porsche 968 CS	1	1:34.593	21 laps	7 laps	74.49	1:34.593	1

FASTEST LAP

4	1	Gary DUCKMAN	Porsche 993 C2	19	1:19.512	88.61 mph	142.61 kph
1	2	Jeremy CLARK	Porsche 944 S2	22	1:22.144	85.78 mph	138.05 kph
61	3	Mark TAYLOR	Porsche 911SC	13	1:26.183	81.76 mph	131.58 kph

Weather / Track : Bright / Dry

These results are provisional until the conclusion of any judicial and technical matters.

Donington Park National
Circuit Length = 1.9573 miles
Start: 13:49 End: 14:22

Clerk of Course :

Timekeeper :

Porsche Club

RACE 3 - LAP CHART

Lap 1			Lap 2			Lap 3			Lap 4			Lap 5		
No	Behind	Laptime	No	Behind	Laptime	No	Behind	Laptime	No	Behind	Laptime	No	Behind	Laptime
14		1:28.437	35		1:22.760	35		1:22.177	35		1:21.882	35		1:21.790
35	0.193	1:28.630	14	0.847	1:23.800	14	0.872	1:22.202	14	1.389	1:22.399	14	1.541	1:21.942
9	1.887	1:30.324	9	2.577	1:23.643	99	4.650	1:23.628	99	6.397	1:23.629	64	8.317	1:23.109
99	2.338	1:30.775	99	3.199	1:23.814	64	5.271	1:23.633	64	6.998	1:23.609	99	8.639	1:24.032
64	2.921	1:31.358	64	3.815	1:23.847	68	6.481	1:24.018	68	7.393	1:22.794	68	8.839	1:23.236
68	3.745	1:32.182	68	4.640	1:23.848	2	8.686	1:24.892	2	10.566	1:23.762	2	13.626	1:24.850
2	3.746	1:32.183	2	5.971	1:25.178	8	9.105	1:24.490	9	11.722	1:24.035	9	13.627	1:23.695
1	4.442	1:32.879	8	6.792	1:24.884	9	9.569	1:29.169	8	12.479	1:25.256	8	14.523	1:23.834
8	4.861	1:33.298	1	7.147	1:25.658	4	10.132	1:24.651	4	12.792	1:24.542	4	14.903	1:23.901
4	5.465	1:33.902	4	7.658	1:25.146	1	10.478	1:25.508	1	12.931	1:24.335	1	15.138	1:23.997
60	6.156	1:34.593	39	9.384	1:25.628	39	12.532	1:25.325	20	16.635	1:25.266	20	19.357	1:24.512
39	6.709	1:35.146	26	9.713	1:25.154	26	12.890	1:25.354	39	16.931	1:26.281	26	20.342	1:24.931
20	7.180	1:35.617	20	10.067	1:25.840	20	13.251	1:25.361	26	17.201	1:26.193	39	20.762	1:25.621
26	7.512	1:35.949	15	12.162	1:26.596	15	15.864	1:25.879	15	19.408	1:25.426	15	23.199	1:25.581
15	8.519	1:36.956	10	13.113	1:26.863	10	17.318	1:26.382	10	20.530	1:25.094	10	24.590	1:25.850
10	9.203	1:37.640	12	13.689	1:26.639	12	17.952	1:26.440	12	20.929	1:24.859	12	24.884	1:25.745
85	9.658	1:38.095	81	13.998	1:26.498	81	18.562	1:26.741	90	22.714	1:25.568	90	25.327	1:24.403
12	10.003	1:38.440	90	14.947	1:26.649	90	19.028	1:26.258	81	23.218	1:26.538	81	26.638	1:25.210
81	10.453	1:38.890	85	15.298	1:28.593	85	20.289	1:27.168	85	25.404	1:26.997	85	31.300	1:27.686
90	11.251	1:39.688	11	17.296	1:28.465	11	24.067	1:28.948	11	33.081	1:30.896	33	39.905	1:28.598
11	11.784	1:40.221	33	18.156	1:28.165	33	24.841	1:28.862	33	33.097	1:30.138	22	41.080	1:29.365
33	12.944	1:41.381	22	19.308	1:28.292	22	25.485	1:28.354	22	33.505	1:29.902	11	41.937	1:30.646
22	13.969	1:42.406	36	22.442	1:30.808	36	29.677	1:29.412	36	35.347	1:27.552	36	42.333	1:28.776
36	14.587	1:43.024	61	23.005	1:31.232	61	31.671	1:30.843	61	39.477	1:29.688	61	46.486	1:28.799
61	14.726	1:43.163	29	33.826	1:38.538	29	50.906	1:39.257	29	1:09.083	1:40.059			
29	18.241	1:46.678												

Porsche Club

RACE 3 - LAP CHART

Lap 6			Lap 7			Lap 8			Lap 9			Lap 10		
No	Behind	Laptime	No	Behind	Laptime	No	Behind	Laptime	No	Behind	Laptime	No	Behind	Laptime
35		1:21.792	35		1:21.451	35		1:20.900	35		1:21.006	35		1:21.298
14	1.120	1:21.371	14	0.825	1:21.156	14	1.313	1:21.388	14	1.136	1:20.829	14	0.809	1:20.971
29	1 LAP	1:38.463	64	11.791	1:24.018	64	13.804	1:22.913	64	15.051	1:22.253	64	16.518	1:22.765
64	9.224	1:22.699	99	13.118	1:24.802	99	14.445	1:22.227	99	15.911	1:22.472	99	16.839	1:22.226
99	9.767	1:22.920	68	14.138	1:24.988	68	15.409	1:22.171	68	16.599	1:22.196	68	17.713	1:22.412
68	10.601	1:23.554	9	17.718	1:23.813	9	19.155	1:22.337	9	21.233	1:23.084	9	22.727	1:22.792
9	15.356	1:23.521	2	18.606	1:23.953	2	20.546	1:22.840	2	22.619	1:23.079	2	23.694	1:22.373
2	16.104	1:24.270	8	18.990	1:23.670	8	21.370	1:23.280	8	23.433	1:23.069	8	25.290	1:23.155
8	16.771	1:24.040	1	19.233	1:23.686	1	21.494	1:23.161	1	23.930	1:23.442	1	25.524	1:22.892
1	16.998	1:23.652	4	19.726	1:23.474	4	22.529	1:23.703	4	25.523	1:24.000	4	26.856	1:22.631
4	17.703	1:24.592	29	1 LAP	1:40.518	20	27.619	1:23.882	20	30.099	1:23.486	20	32.487	1:23.686
20	21.605	1:24.040	20	24.637	1:24.483	26	28.101	1:24.110	26	31.114	1:24.019	26	34.254	1:24.438
26	22.406	1:23.856	26	24.891	1:23.936	39	30.017	1:24.741	39	32.798	1:23.787	39	35.384	1:23.884
39	23.723	1:24.753	39	26.176	1:23.904	10	33.510	1:24.217	10	36.594	1:24.090	10	39.201	1:23.905
15	26.325	1:24.918	10	30.193	1:24.332	12	33.911	1:24.300	12	37.038	1:24.133	12	39.720	1:23.980
10	27.312	1:24.514	12	30.511	1:24.209	90	37.063	1:26.655	81	42.535	1:25.989	81	45.848	1:24.611
12	27.753	1:24.661	15	30.838	1:25.964	15	37.295	1:27.357	15	43.958	1:27.669	15	48.097	1:25.437
90	28.137	1:24.602	90	31.308	1:24.622	81	37.552	1:26.583	29	1 LAP	1:37.520	22	1:15.112	1:28.639
81	28.714	1:23.868	81	31.869	1:24.606	29	1 LAP	1:43.402	85	1:03.644	1:30.624	85	1:15.550	1:33.204
85	38.130	1:28.622	85	45.245	1:28.566	85	54.026	1:29.681	22	1:07.771	1:28.270	33	1:16.258	1:28.588
33	46.645	1:28.532	22	53.802	1:28.378	22	1:00.507	1:27.605	33	1:08.968	1:28.209	11	1:20.977	1:31.894
22	46.875	1:27.587	33	54.545	1:29.351	33	1:01.765	1:28.120	36	1:09.661	1:28.185			
36	49.466	1:28.925	36	55.452	1:27.437	36	1:02.482	1:27.930	11	1:10.381	1:27.611			
11	49.841	1:29.696	11	57.227	1:28.837	11	1:03.776	1:27.449	61	1:12.259	1:26.635			
61	53.428	1:28.734	61	1:00.208	1:28.231	61	1:06.630	1:27.322						

Porsche Club

RACE 3 - LAP CHART

Lap 11			Lap 12			Lap 13			Lap 14			Lap 15		
No	Behind	Laptime	No	Behind	Laptime	No	Behind	Laptime	No	Behind	Laptime	No	Behind	Laptime
14		1:22.356	14		1:22.225	14		1:22.350	14		1:21.565	14		1:21.392
29	2 LAPS	1:42.942	85	1 LAP	1:30.853	22	1 LAP	1:27.850	35	3.981	1:21.671	35	3.391	1:20.802
61	1 LAP	1:33.458	35	3.176	1:21.376	33	1 LAP	1:27.626	22	1 LAP	1:26.888	22	1 LAP	1:25.663
35	4.025	1:27.190	11	1 LAP	1:28.761	35	3.875	1:23.049	33	1 LAP	1:27.046	33	1 LAP	1:25.719
64	16.064	1:22.711	61	1 LAP	1:28.204	85	1 LAP	1:29.000	85	1 LAP	1:28.527	64	21.563	1:25.210
99	17.820	1:24.146	29	2 LAPS	1:38.433	11	1 LAP	1:27.544	11	1 LAP	1:27.485	11	1 LAP	1:28.779
36	1 LAP	1:52.752	64	16.846	1:23.007	61	1 LAP	1:26.922	61	1 LAP	1:26.183	99	23.418	1:24.002
68	17.979	1:23.431	99	19.793	1:24.198	64	17.175	1:22.679	64	17.745	1:22.135	68	24.263	1:24.432
9	22.422	1:22.860	68	20.125	1:24.371	99	20.154	1:22.711	99	20.808	1:22.219	61	1 LAP	1:30.594
2	22.795	1:22.266	9	23.690	1:23.493	68	20.566	1:22.791	68	21.223	1:22.222	9	25.843	1:21.914
1	27.933	1:25.574	2	24.300	1:23.730	9	24.806	1:23.466	9	25.321	1:22.080	2	26.828	1:22.013
4	28.117	1:24.426	36	1 LAP	1:30.150	2	25.231	1:23.281	2	26.207	1:22.541	85	1 LAP	1:34.638
8	28.407	1:26.282	1	28.699	1:22.991	1	29.857	1:23.508	1	30.804	1:22.512	1	32.135	1:22.723
20	33.788	1:24.466	8	30.166	1:23.984	4	32.475	1:24.379	4	34.268	1:23.358	4	35.906	1:23.030
26	35.135	1:24.046	4	30.446	1:24.554	36	1 LAP	1:30.157	8	35.056	1:22.915	8	36.410	1:22.746
39	36.622	1:24.403	20	35.880	1:24.317	8	33.706	1:25.890	36	1 LAP	1:27.775	36	1 LAP	1:27.292
10	39.699	1:23.663	26	36.289	1:23.379	29	2 LAPS	1:40.700	10	44.933	1:25.066	10	46.793	1:23.252
12	40.324	1:23.769	39	39.262	1:24.865	26	37.856	1:23.917	12	45.959	1:25.100	12	47.807	1:23.240
81	47.391	1:24.708	10	40.664	1:23.190	20	38.350	1:24.820	20	46.681	1:29.896	39	49.844	1:24.390
15	50.204	1:25.272	12	41.211	1:23.112	39	40.623	1:23.711	39	46.846	1:27.788	81	58.441	1:24.373
22	1:19.734	1:27.787	81	49.500	1:24.334	10	41.432	1:23.118	29	2 LAPS	1:39.255	15	1:06.774	1:28.503
33	1:20.511	1:27.418	15	53.074	1:25.095	12	42.424	1:23.563	81	55.460	1:25.010	29	2 LAPS	1:38.703
						81	52.015	1:24.865	15	59.663	1:25.391			
						15	55.837	1:25.113	26	1:01.750	1:45.459 P			

Porsche Club

RACE 3 - LAP CHART

Lap 16			Lap 17			Lap 18			Lap 19			Lap 20		
No	Behind	Laptime	No	Behind	Laptime	No	Behind	Laptime	No	Behind	Laptime	No	Behind	Laptime
14		1:20.862	14		1:21.310	14		1:20.958	14		1:21.219	14		1:20.848
20	1 LAP	1:56.678 P	35	2.514	1:20.769	35	2.203	1:20.647	35	1.958	1:20.974	35	1.760	1:20.650
35	3.055	1:20.526	29	3 LAPS	1:36.536	29	3 LAPS	1:35.136	64	29.645	1:21.839	64	31.484	1:22.687
22	1 LAP	1:26.655	22	1 LAP	1:26.808	64	29.025	1:25.500	68	32.305	1:22.877	68	33.235	1:21.778
33	1 LAP	1:26.368	33	1 LAP	1:26.796	99	29.438	1:24.155	9	32.857	1:23.083	9	34.591	1:22.582
64	23.033	1:22.332	64	24.483	1:22.760	22	1 LAP	1:27.639	2	34.256	1:23.095	2	35.496	1:22.088
99	25.200	1:22.644	99	26.241	1:22.351	68	30.647	1:24.527	29	3 LAPS	1:37.051	1	44.909	1:25.196
68	26.183	1:22.782	68	27.078	1:22.205	9	30.993	1:24.076	22	1 LAP	1:28.413	22	1 LAP	1:28.117
9	27.509	1:22.528	9	27.875	1:21.676	2	32.380	1:22.749	33	1 LAP	1:27.453	33	1 LAP	1:27.737
2	29.469	1:23.503	2	30.589	1:22.430	33	1 LAP	1:29.949	1	40.561	1:22.575	4	46.842	1:27.110
61	1 LAP	1:28.155	1	37.691	1:24.557	1	39.205	1:22.472	4	40.580	1:19.512	99	47.123	1:23.318
11	1 LAP	1:31.790	61	1 LAP	1:27.143	4	42.287	1:23.585	99	44.653	1:36.434	8	48.318	1:23.028
1	34.444	1:23.171	4	39.660	1:22.920	8	44.570	1:24.231	8	46.138	1:22.787	29	3 LAPS	1:41.670
85	1 LAP	1:29.093	8	41.297	1:23.886	61	1 LAP	1:29.023	61	1 LAP	1:26.998	61	1 LAP	1:27.286
4	38.050	1:23.006	11	1 LAP	1:30.033	11	1 LAP	1:27.657	11	1 LAP	1:26.871	10	1:00.696	1:24.604
8	38.721	1:23.173	85	1 LAP	1:30.843	10	53.890	1:23.404	10	56.940	1:24.269	12	1:01.664	1:25.351
10	49.588	1:23.657	10	51.444	1:23.166	12	54.766	1:23.274	12	57.161	1:23.614	11	1 LAP	1:28.445
12	50.441	1:23.496	12	52.450	1:23.319	85	1 LAP	1:30.891	39	1:05.751	1:25.558	39	1:09.391	1:24.488
39	53.501	1:24.519	39	56.980	1:24.789	39	1:01.412	1:25.390	85	1 LAP	1:32.945	81	1:14.952	1:24.561
36	1 LAP	1:29.527	36	1 LAP	1:28.079	81	1:08.461	1:24.137	81	1:11.239	1:23.997	85	1 LAP	1:30.018
81	1:02.334	1:24.755	81	1:05.282	1:24.258	36	1 LAP	1:29.415	36	1 LAP	1:29.030			


Porsche Club

RACE 3 - LAP CHART

Lap 21			Lap 22		
No	Behind	Laptime	No	Behind	Laptime
14		1:21.177	14		1:21.231
35	1.621	1:21.038	35	1.012	1:20.622
36	2 LAPS	1:31.848	85	2 LAPS	1:32.521
64	32.537	1:22.230	36	2 LAPS	1:32.962
68	34.033	1:21.975	64	33.846	1:22.540
9	35.858	1:22.444	68	34.905	1:22.103
2	37.205	1:22.886	9	37.245	1:22.618
1	46.670	1:22.938	2	37.747	1:21.773
4	48.749	1:23.084	1	47.583	1:22.144
99	49.280	1:23.334	4	50.407	1:22.889
8	50.665	1:23.524	99	50.573	1:22.524
22	1 LAP	1:27.601	8	51.261	1:21.827
33	1 LAP	1:28.539	22	1 LAP	1:27.044
10	1:04.107	1:24.588	33	1 LAP	1:26.754
12	1:04.898	1:24.411	10	1:05.866	1:22.990
61	1 LAP	1:29.123	12	1:06.638	1:22.971
11	1 LAP	1:26.823	61	1 LAP	1:26.678
29	3 LAPS	1:37.846	11	1 LAP	1:28.019
39	1:13.076	1:24.862	39	1:16.880	1:25.035
81	1:18.301	1:24.526	81	1:21.630	1:24.560
			29	3 LAPS	1:36.917

Porsche Club

RACE 9 - GRID

ROW 13	1:39.092 29 Ian BALAAM	81 Scott KAVANAGH
ROW 12	1:29.601 33 Malcolm JONES	11 Anthony OLIVER
ROW 11	1:29.136 61 Mark TAYLOR	1:29.405 22 Cierin BREWER
ROW 10	1:27.534 85 Tim BATES	1:28.768 36 John GILMORE
ROW 9	1:26.227 12 Adrian GRIEVES	1:26.358 15 Alan NEWBOLD
ROW 8	1:25.592 90 Paul FOLLETT	1:25.684 2 Richard LAMBERT
ROW 7	1:24.555 10 Richard ELLIS	1:25.492 26 Peter ERCEG
ROW 6	1:24.325 60 Adrian STOCK	1:24.535 4 Gary DUCKMAN
ROW 5	1:23.784 68 Richard HIGGINS	1:24.003 39 Chris DYER
ROW 4	1:23.248 64 Kevin HARRISON	1:23.725 20 John WILLIAMS
ROW 3	1:23.041 99 Marcus CARNIEL	1:23.181 8 David BOTTERILL
ROW 2	1:22.725 9 Rod CARMAN	1:23.003 1 Jeremy CLARK
ROW 1	1:22.009 35 Ben DEMETRIOU	1:22.140 14 Mark MCALEER
Pole		
		

Donington Park National
Circuit Length = 1.9573 miles

These results are provisional until the conclusion of any judicial and technical matters.

Clerk of Course :

Timekeeper :

MG Trophy & Cookshoot Cup

QUALIFYING FOR RACE 4 - CLASSIFICATION

POS	NO	CL	NAME	ENTRY	TIME	ON	LAPS	GAP	DIFF	MPH
1	2	B	Christopher BRAY	MG ZR 190	1:21.703	7	10			86.24
2	33	B	Jack GOFF	MG ZR 190	1:22.212	8	10	0.509	0.509	85.70
3	69	A	Paul LUTI	MG LE 500	1:22.491	8	10	0.788	0.279	85.41
4	7	B	Ben JACQUES	MG ZR 190	1:23.598	8	9	1.895	1.107	84.28
5	83	B	David COULTHARD	MG ZR 190	1:23.862	8	10	2.159	0.264	84.02
6	99	B	Doug COLE	MG ZR 190	1:24.472	8	11	2.769	0.610	83.41
7	19	B	Andy RAINE	MG ZR 190	1:24.712	6	7	3.009	0.240	83.18
8	26	A	Andrew RADFORD	MG TF 190	1:25.304	6	10	3.601	0.592	82.60
9	18	B	Tony RAINE	MG ZR 190	1:26.742	6	8	5.039	1.438	81.23
10	8	B	Sean PETERS	MG Midget	1:27.928	5	5	6.225	1.186	80.13
11	23	D	Paul SAVAGE	MG F 160	1:29.292	3	9	7.589	1.364	78.91
12	55	A	Ashley SHUTTLEWOOD	MG TF 190	1:30.080	6	7	8.377	0.788	78.22
13	25	C	Julian LONG	MG ZR 160	1:30.327	7	10	8.624	0.247	78.00
14	69	B	Peter BRAMBLE	MG B Roadster	1:30.791	6	9	9.088	0.464	77.61
15	40	C	ZAK	MG ZR 160	1:31.156	6	9	9.453	0.365	77.29
16	59	C	Thomas HALLIWELL	MG ZR 160	1:31.519	8	9	9.816	0.363	76.99
17	82	C	Helen WADDINGTON	MG ZR 160	1:33.245	5	9	11.542	1.726	75.56
18	17	A	Richard SAPCOTE	MG Midget	1:33.417	7	9	11.714	0.172	75.42
19	78	A	Ian WRIGHT	MG Midget	1:33.913	6	7	12.210	0.496	75.03
20	64	C	Julia PENFOLD	MG ZR 160	1:34.090	7	9	12.387	0.177	74.88
21	66	A	Chris EVANS	MG Midget	1:34.496	6	9	12.793	0.406	74.56
22	5	A	Jeremy TOES	MG Midget	1:34.677	6	9	12.974	0.181	74.42
23	23	A	Stephen MCKIE	Austin Healey Sprite	1:36.856	9	9	15.153	2.179	72.75
24	22	F	Mike ROUSE	MG F VVC	1:37.810	3	3	16.107	0.954	72.04
25	51	A	Steve GREGORY	MG Midget	1:37.940	9	9	16.237	0.130	71.94
26	76	F	Margaret FARQUHAR-RIGG	MG F VVC	1:41.201	6	8	19.498	3.261	69.62
27	21	A	Richard SAXTON	MG Midget	1:42.523	8	8	20.820	1.322	68.72
28	28	B	Christopher David SAVOURY	MG Midget	1:50.267	3	7	28.564	7.744	63.90

Weather / Track : Sunny / Dry

These results are provisional until the conclusion of any judicial and technical matters.

Donington Park National
Circuit Length = 1.9573 miles
Start: 10:24 End: 10:42

Clerk of Course :	Timekeeper :
-------------------	--------------

MG Trophy & Cookshoot Cup

QUALIFYING FOR RACE 4 - LAP ANALYSIS

2	Christopher BRAY		B MG ZR 190				
1 -	1:29.059	+ 7.356	10:27:26.266	6 -	1:22.054	+ 0.351	10:34:28.224
2 -	1:25.300	+ 3.597	10:28:51.566	7 -	1:21.703		10:35:49.927
3 -	1:26.054	+ 4.351	10:30:17.620	8 -	1:23.904	+ 2.201	10:37:13.831
4 -	1:24.279	+ 2.576	10:31:41.899	9 -	1:23.427	+ 1.724	10:38:37.258
5 -	1:24.271	+ 2.568	10:33:06.170	10 -	1:22.668	+ 0.965	10:39:59.926
5	Jeremy TOES		A MG Midget				
1 -	1:39.610	+ 4.933	10:27:46.113	6 -	1:34.677		10:35:48.103
2 -	1:36.966	+ 2.289	10:29:23.079	7 -	1:35.029	+ 0.352	10:37:23.132
3 -	1:35.999	+ 1.322	10:30:59.078	8 -	1:37.939	+ 3.262	10:39:01.071
4 -	1:36.238	+ 1.561	10:32:35.316	9 -	1:36.399	+ 1.722	10:40:37.470
5 -	1:38.110	+ 3.433	10:34:13.426				
7	Ben JACQUES		B MG ZR 190				
1 -	1:30.502	+ 6.904	10:27:23.496	6 -	1:27.192	+ 3.594	10:34:34.138
2 -	1:24.425	+ 0.827	10:28:47.921	7 -	1:26.906	+ 3.308	10:36:01.044
3 -	1:25.864	+ 2.266	10:30:13.785	8 -	1:23.598		10:37:24.642
4 -	1:27.533	+ 3.935	10:31:41.318	9 -	1:29.325	+ 5.727	10:38:53.967
5 -	1:25.628	+ 2.030	10:33:06.946				
8	Sean PETERS		B MG Midget				
1 -	1:34.499	+ 6.571	10:27:29.512	4 -	1:39.161	+ 11.233	10:32:07.905
2 -	1:29.755	+ 1.827	10:28:59.267	5 -	1:27.928		10:33:35.833
3 -	1:29.477	+ 1.549	10:30:28.744				
17	Richard SAPCOTE		A MG Midget				
1 -	1:36.344	+ 2.927	10:27:41.508	6 -	1:36.958	+ 3.541	10:35:38.700
2 -	1:34.152	+ 0.735	10:29:15.660	7 -	1:33.417		10:37:12.117
3 -	1:33.820	+ 0.403	10:30:49.480	8 -	1:33.997	+ 0.580	10:38:46.114
4 -	1:34.204	+ 0.787	10:32:23.684	9 -	1:34.437	+ 1.020	10:40:20.551
5 -	1:38.058	+ 4.641	10:34:01.742				
18	Tony RAINE		B MG ZR 190				
1 -	1:39.256	+ 12.514	10:28:10.299	5 -	1:27.530	+ 0.788	10:34:03.483
2 -	1:29.369	+ 2.627	10:29:39.668	6 -	1:26.742		10:35:30.225
3 -	1:28.927	+ 2.185	10:31:08.595	7 -	1:27.533	+ 0.791	10:36:57.758
4 -	1:27.358	+ 0.616	10:32:35.953	8 -	3:38.634	+ 2:11.892	10:40:36.392
19	Andy RAINE		B MG ZR 190				
1 -	1:47.016	+ 22.304	10:28:19.127	5 -	1:25.690	+ 0.978	10:34:05.801
2 -	1:28.506	+ 3.794	10:29:47.633	6 -	1:24.712		10:35:30.513
3 -	1:27.030	+ 2.318	10:31:14.663	7 -	1:26.124	+ 1.412	10:36:56.637
4 -	1:25.448	+ 0.736	10:32:40.111				
21	Richard SAXTON		A MG Midget				
1 -	1:58.873	+ 16.350	10:28:27.400	5 -	1:43.524	+ 1.001	10:35:28.966
2 -	1:45.738	+ 3.215	10:30:13.138	6 -	1:45.335	+ 2.812	10:37:14.301
3 -	1:46.186	+ 3.663	10:31:59.324	7 -	1:44.157	+ 1.634	10:38:58.458
4 -	1:46.118	+ 3.595	10:33:45.442	8 -	1:42.523		10:40:40.981
22	Mike ROUSE		F MG F VVC				
1 -	2:00.684	+ 22.874	10:26:50.424	3 -	1:37.810		10:30:17.048
2 -	1:48.814	+ 11.004	10:28:39.238				
23	Stephen MCKIE		A Austin Healey Sprite				
1 -	2:01.951	+ 25.095	10:26:49.461	6 -	1:39.123	+ 2.267	10:35:28.307
2 -	1:50.607	+ 13.751	10:28:40.068	7 -	1:38.495	+ 1.639	10:37:06.802
3 -	1:42.795	+ 5.939	10:30:22.863	8 -	1:37.842	+ 0.986	10:38:44.644
4 -	1:48.408	+ 11.552	10:32:11.271	9 -	1:36.856		10:40:21.500
5 -	1:37.913	+ 1.057	10:33:49.184				

MG Trophy & Cookshoot Cup

QUALIFYING FOR RACE 4 - LAP ANALYSIS

23	Paul SAVAGE		D MG F 160				
1 -	1:31.864	+ 2.572	10:28:03.532	6 -	1:29.565	+ 0.273	10:35:37.678
2 -	1:30.511	+ 1.219	10:29:34.043	7 -	1:32.030	+ 2.738	10:37:09.708
3 -	1:29.292		10:31:03.335	8 -	1:32.417	+ 3.125	10:38:42.125
4 -	1:30.584	+ 1.292	10:32:33.919	9 -	1:31.441	+ 2.149	10:40:13.566
5 -	1:34.194	+ 4.902	10:34:08.113				
25	Julian LONG		C MG ZR 160`				
1 -	1:56.774	+ 26.447	10:26:46.770	6 -	1:32.462	+ 2.135	10:34:36.687
2 -	1:36.414	+ 6.087	10:28:23.184	7 -	1:30.327		10:36:07.014
3 -	1:33.769	+ 3.442	10:29:56.953	8 -	1:30.346	+ 0.019	10:37:37.360
4 -	1:32.142	+ 1.815	10:31:29.095	9 -	1:30.591	+ 0.264	10:39:07.951
5 -	1:35.130	+ 4.803	10:33:04.225	10 -	1:30.532	+ 0.205	10:40:38.483
26	Andrew RADFORD		A MG TF 190				
1 -	1:32.251	+ 6.947	10:27:15.260	6 -	1:25.304		10:34:35.993
2 -	1:27.142	+ 1.838	10:28:42.402	7 -	1:26.465	+ 1.161	10:36:02.458
3 -	1:28.738	+ 3.434	10:30:11.140	8 -	1:25.371	+ 0.067	10:37:27.829
4 -	1:32.021	+ 6.717	10:31:43.161	9 -	1:27.466	+ 2.162	10:38:55.295
5 -	1:27.528	+ 2.224	10:33:10.689	10 -	1:32.621	+ 7.317	10:40:27.916
28	Christopher David SAVOURY		B MG Midget				
1 -	1:55.383	+ 5.116	10:28:40.878	5 -	1:53.534	+ 3.267	10:36:09.246
2 -	1:52.520	+ 2.253	10:30:33.398	6 -	1:56.363	+ 6.096	10:38:05.609
3 -	1:50.267		10:32:23.665	7 -	1:56.465	+ 6.198	10:40:02.074
4 -	1:52.047	+ 1.780	10:34:15.712				
33	Jack GOFF		B MG ZR 190				
1 -	1:29.109	+ 6.897	10:27:25.800	6 -	1:24.288	+ 2.076	10:34:42.564
2 -	1:22.761	+ 0.549	10:28:48.561	7 -	1:22.765	+ 0.553	10:36:05.329
3 -	1:25.794	+ 3.582	10:30:14.355	8 -	1:22.212		10:37:27.541
4 -	1:38.173	+ 15.961	10:31:52.528	9 -	1:26.060	+ 3.848	10:38:53.601
5 -	1:25.748	+ 3.536	10:33:18.276	10 -	1:25.312	+ 3.100	10:40:18.913
40	ZAK		C MG ZR 160				
1 -	1:35.775	+ 4.619	10:28:01.574	6 -	1:31.156		10:35:43.511
2 -	1:34.319	+ 3.163	10:29:35.893	7 -	1:38.326	+ 7.170	10:37:21.837
3 -	1:32.440	+ 1.284	10:31:08.333	8 -	1:33.278	+ 2.122	10:38:55.115
4 -	1:31.678	+ 0.522	10:32:40.011	9 -	1:34.022	+ 2.866	10:40:29.137
5 -	1:32.344	+ 1.188	10:34:12.355				
51	Steve GREGORY		A MG Midget				
1 -	1:44.076	+ 6.136	10:27:58.943	6 -	1:38.097	+ 0.157	10:36:30.613
2 -	1:45.700	+ 7.760	10:29:44.643	7 -	1:38.070	+ 0.130	10:38:08.683
3 -	1:40.612	+ 2.672	10:31:25.255	8 -	1:40.078	+ 2.138	10:39:48.761
4 -	1:45.410	+ 7.470	10:33:10.665	9 -	1:37.940		10:41:26.701
5 -	1:41.851	+ 3.911	10:34:52.516				
55	Ashley SHUTTLEWOOD		A MG TF 190				
1 -	2:00.597	+ 30.517	10:26:45.680	5 -	1:32.512	+ 2.432	10:36:04.570
2 -	1:40.074	+ 9.994	10:28:25.754	6 -	1:30.080		10:37:34.650
3 -	1:33.900	+ 3.820	10:29:59.654	7 -	1:36.186	+ 6.106	10:39:10.836
4 -	4:32.404	+ 3:02.324	10:34:32.058				
59	Thomas HALLIWELL		C MG ZR 160				
1 -	1:41.963	+ 10.444	10:28:24.960	6 -	1:31.625	+ 0.106	10:36:16.149
2 -	1:33.533	+ 2.014	10:29:58.493	7 -	1:32.136	+ 0.617	10:37:48.285
3 -	1:33.136	+ 1.617	10:31:31.629	8 -	1:31.519		10:39:19.804
4 -	1:39.586	+ 8.067	10:33:11.215	9 -	1:32.022	+ 0.503	10:40:51.826
5 -	1:33.309	+ 1.790	10:34:44.524				
64	Julia PENFOLD		C MG ZR 160				
1 -	1:38.372	+ 4.282	10:27:25.698	6 -	1:40.702	+ 6.612	10:35:42.072

Donington Park National
 Circuit Length = 1.9573 miles
 Start: 10:24 End: 10:42

Weather / Track : Sunny / Dry

MG Trophy & Cookshoot Cup

QUALIFYING FOR RACE 4 - LAP ANALYSIS

2 -	1:39.579	+ 5.489	10:29:05.277	7 -	1:34.090		10:37:16.162
3 -	1:35.243	+ 1.153	10:30:40.520	8 -	1:35.695	+ 1.605	10:38:51.857
4 -	1:42.260	+ 8.170	10:32:22.780	9 -	1:40.581	+ 6.491	10:40:32.438
5 -	1:38.590	+ 4.500	10:34:01.370				
66	Chris EVANS		A	MG Midget			
1 -	1:38.331	+ 3.835	10:27:39.526	6 -	1:34.496		10:35:49.109
2 -	1:37.909	+ 3.413	10:29:17.435	7 -	1:35.879	+ 1.383	10:37:24.988
3 -	1:35.832	+ 1.336	10:30:53.267	8 -	1:37.884	+ 3.388	10:39:02.872
4 -	1:37.397	+ 2.901	10:32:30.664	9 -	1:36.535	+ 2.039	10:40:39.407
5 -	1:43.949	+ 9.453	10:34:14.613				
69	Paul LUTI		A	MG LE 500			
1 -	1:27.705	+ 5.214	10:27:23.085	6 -	1:24.131	+ 1.640	10:34:31.934
2 -	1:23.742	+ 1.251	10:28:46.827	7 -	1:28.655	+ 6.164	10:36:00.589
3 -	1:27.126	+ 4.635	10:30:13.953	8 -	1:22.491		10:37:23.080
4 -	1:27.613	+ 5.122	10:31:41.566	9 -	1:43.808	+ 21.317	10:39:06.888
5 -	1:26.237	+ 3.746	10:33:07.803	10 -	1:57.959	+ 35.468	10:41:04.847
69	Peter BRAMBLE		B	MG B Roadster			
1 -	1:33.289	+ 2.498	10:27:27.117	6 -	1:30.791		10:35:11.515
2 -	1:31.344	+ 0.553	10:28:58.461	7 -	1:31.079	+ 0.288	10:36:42.594
3 -	1:31.866	+ 1.075	10:30:30.327	8 -	1:37.261	+ 6.470	10:38:19.855
4 -	1:38.917	+ 8.126	10:32:09.244	9 -	1:33.331	+ 2.540	10:39:53.186
5 -	1:31.480	+ 0.689	10:33:40.724				
76	Margaret FARQUHAR-RIGG		F	MG F VVC			
1 -	1:51.936	+ 10.735	10:28:16.527	5 -	1:41.678	+ 0.477	10:35:10.802
2 -	1:45.460	+ 4.259	10:30:01.987	6 -	1:41.201		10:36:52.003
3 -	1:43.695	+ 2.494	10:31:45.682	7 -	1:52.391	+ 11.190	10:38:44.394
4 -	1:43.442	+ 2.241	10:33:29.124	8 -	1:47.286	+ 6.085	10:40:31.680
78	Ian WRIGHT		A	MG Midget			
1 -	1:37.361	+ 3.448	10:28:02.663	5 -	1:34.588	+ 0.675	10:37:13.004
2 -	4:25.763	+ 2:51.850	10:32:28.426	6 -	1:33.913		10:38:46.917
3 -	1:35.088	+ 1.175	10:34:03.514	7 -	1:35.833	+ 1.920	10:40:22.750
4 -	1:34.902	+ 0.989	10:35:38.416				
82	Helen WADDINGTON		C	MG ZR 160			
1 -	1:35.195	+ 1.950	10:27:31.801	6 -	1:34.024	+ 0.779	10:35:30.013
2 -	1:34.108	+ 0.863	10:29:05.909	7 -	1:36.494	+ 3.249	10:37:06.507
3 -	1:36.521	+ 3.276	10:30:42.430	8 -	1:34.623	+ 1.378	10:38:41.130
4 -	1:40.314	+ 7.069	10:32:22.744	9 -	1:33.738	+ 0.493	10:40:14.868
5 -	1:33.245		10:33:55.989				
83	David COULTHARD		B	MG ZR 190			
1 -	1:31.843	+ 7.981	10:27:14.348	6 -	1:29.226	+ 5.364	10:34:34.945
2 -	1:27.111	+ 3.249	10:28:41.459	7 -	1:26.972	+ 3.110	10:36:01.917
3 -	1:26.750	+ 2.888	10:30:08.209	8 -	1:23.862		10:37:25.779
4 -	1:26.843	+ 2.981	10:31:35.052	9 -	1:27.484	+ 3.622	10:38:53.263
5 -	1:30.667	+ 6.805	10:33:05.719	10 -	1:29.171	+ 5.309	10:40:22.434
99	Doug COLE		B	MG ZR 190			
1 -	1:49.431	+ 24.959	10:26:45.688	7 -	1:25.753	+ 1.281	10:35:24.585
2 -	1:30.991	+ 6.519	10:28:16.679	8 -	1:24.472		10:36:49.057
3 -	1:25.349	+ 0.877	10:29:42.028	9 -	1:30.020	+ 5.548	10:38:19.077
4 -	1:25.807	+ 1.335	10:31:07.835	10 -	1:25.996	+ 1.524	10:39:45.073
5 -	1:25.233	+ 0.761	10:32:33.068	11 -	1:25.128	+ 0.656	10:41:10.201
6 -	1:25.764	+ 1.292	10:33:58.832				

Weather / Track : Sunny / Dry

www.tsl-timing.com


Page 3 of 3

Donington Park National
Circuit Length = 1.9573 miles
Start: 10:24 End: 10:42

Printed - 11.21 Saturday, 04 April 2009

MG Trophy & Cookshoot Cup

RACE 4 - GRID AMENDED

ROW 16		38 Alan BATES	
ROW 15	1:42.523	21 Richard SAXTON	1:50.267 28 Christopher David SAVOURY
ROW 14		1:38.195 15 John WREGHITT	1:41.201 76 Margaret FARQUHAR-RIGG
ROW 13	1:37.810	22 Mike ROUSE	1:37.940 51 Steve GREGORY
ROW 12		1:34.677 5 Jeremy TOES	1:36.856 23 Stephen MCKIE
ROW 11	1:34.090	64 Julia PENFOLD	1:34.496 66 Chris EVANS
ROW 10		1:33.417 17 Richard SAPCOTE	1:33.913 78 Ian WRIGHT
ROW 9	1:31.519	59 Thomas HALLIWELL	1:33.245 82 Helen WADDINGTON
ROW 8		1:30.791 69 Peter BRAMBLE	1:31.156 40 ZAK
ROW 7	1:30.247	14 Ian WHITT	1:30.327 25 Julian LONG
ROW 6		1:29.292 23 Paul SAVAGE	1:30.080 55 Ashley SHUTTLEWOOD
ROW 5	1:26.742	18 Tony RAINE	1:27.928 8 Sean PETERS
ROW 4		1:24.712 19 Andy RAINE	1:25.304 26 Andrew RADFORD
ROW 3	1:23.862	83 David COULTHARD	1:24.472 99 Doug COLE
ROW 2		1:22.491 69 Paul LUTI	1:23.598 7 Ben JACQUES
ROW 1	1:21.703	2 Christopher BRAY	1:22.212 33 Jack GOFF
Pole			
			

Donington Park National
Circuit Length = 1.9573 miles

These results are provisional until the conclusion of any judicial and technical matters.

Clerk of Course :

Timekeeper :

MG Trophy & Cookshoot Cup

RACE 4 - CLASSIFICATION

POS	NO	CL	NAME	ENTRY	LAPS	TIME	GAP	DIFF	MPH	BEST	ON
1	33	B	Jack GOFF	MG ZR 190	15	21:05.893			83.49	1:22.493	10
2	2	B	Christopher BRAY	MG ZR 190	15	21:06.116	0.223	0.223	83.47	1:22.490	2
3	7	B	Ben JACQUES	MG ZR 190	15	21:11.416	5.523	5.300	83.13	1:23.248	3
4	99	B	Doug COLE	MG ZR 190	15	21:29.395	23.502	17.979	81.97	1:23.330	3
5	83	B	David COULTHARD	MG ZR 190	15	21:31.588	25.695	2.193	81.83	1:23.485	2
6	26	A	Andrew RADFORD	MG TF 190	15	21:40.136	34.243	8.548	81.29	1:24.351	7
7	18	B	Tony RAINE	MG ZR 190	15	21:43.436	37.543	3.300	81.08	1:23.836	14
8	40	C	ZAK	MG ZR 160	14	21:09.040	1 lap	1 lap	77.73	1:29.380	9
9	55	A	Ashley SHUTTLEWOOD	MG TF 190	14	21:09.483	1 lap	0.443	77.70	1:27.346	2
10	123	D	Paul SAVAGE	MG F 160	14	21:10.678	1 lap	1.195	77.63	1:29.025	5
11	14	B	Ian WHITT	MG Midget	14	21:11.491	1 lap	0.813	77.58	1:28.927	7
12	25	C	Julian LONG	MG ZR 160	14	21:15.381	1 lap	3.890	77.34	1:29.510	11
13	68	B	Peter BRAMBLE	MG B Roadster	14	21:25.191	1 lap	9.810	76.75	1:29.498	3
14	38	B	Alan BATES	MG BGT	14	21:38.064	1 lap	12.873	75.99	1:30.196	13
15	59	C	Thomas HALLIWELL	MG ZR 160	14	21:39.000	1 lap	0.936	75.94	1:30.623	4
16	78	A	Ian WRIGHT	MG Midget	14	22:14.901	1 lap	35.901	73.89	1:33.790	5
17	82	C	Helen WADDINGTON	MG ZR 160	14	22:24.960	1 lap	10.059	73.34	1:33.951	3
18	64	C	Julia PENFOLD	MG ZR 160	14	22:35.594	1 lap	10.634	72.77	1:31.701	10
19	6	C	Charles HAZEL	MG ZR 160	14	22:36.679	1 lap	1.085	72.71	1:33.390	14
20	66	A	Chris EVANS	MG Midget	14	22:40.978	1 lap	4.299	72.48	1:34.575	5
21	23	A	Stephen MCKIE	Austin Healey Sprite	14	22:42.098	1 lap	1.120	72.42	1:34.422	6
22	15	B	John WREGHITT		13	21:27.135	2 laps	1 lap	71.16	1:34.893	3
23	51	A	Steve GREGORY	MG Midget	13	21:57.087	2 laps	29.952	69.54	1:36.335	4
24	21	A	Richard SAXTON	MG Midget	13	22:21.070	2 laps	23.983	68.30	1:41.138	5
25	76	F	Margaret FARQUHAR-RIGG	MG F VVC	12	22:39.939	3 laps	1 lap	62.17	1:49.081	2

NOT CLASSIFIED

DNC	69	A	Paul LUTI	MG LE 500	8	11:50.863	7 laps	4 laps	79.29	1:22.048	3
DNC	19	B	Andy RAINE	MG ZR 190	8	12:13.425	7 laps	22.562	76.85	1:24.932	7
DNC	17	A	Richard SAPCOTE	MG Midget	8	13:22.675	7 laps	1:09.250	70.22	1:34.793	4
DNC	5	A	Jeremy TOES	MG Midget	6	9:43.705	9 laps	2 laps	72.43	1:33.750	6
DNC	22	F	Mike ROUSE	MG F VVC	4	6:36.689	11 laps	2 laps	71.05	1:34.937	4
DNC	28	B	Christopher David SAVOURY	MG Midget	3	6:01.280	12 laps	1 lap	58.51	1:56.688	2

FASTEST LAP

69	A	Paul LUTI	MG LE 500	3	1:22.048	85.88 mph	138.21 kph
2	B	Christopher BRAY	MG ZR 190	2	1:22.490	85.42 mph	137.47 kph
14	B	Ian WHITT	MG Midget	7	1:28.927	79.23 mph	127.52 kph
123	D	Paul SAVAGE	MG F 160	5	1:29.025	79.15 mph	127.37 kph
40	C	ZAK	MG ZR 160	9	1:29.380	78.83 mph	126.87 kph
5	A	Jeremy TOES	MG Midget	6	1:33.750	75.16 mph	120.95 kph
22	F	Mike ROUSE	MG F VVC	4	1:34.937	74.22 mph	119.44 kph

Weather / Track : Sunny / Dry

These results are provisional until the conclusion of any judicial and technical matters.

Donington Park National
Circuit Length = 1.9573 miles
Start: 14:36 End: 14:59

Clerk of Course :		Timekeeper :
-------------------	--	--------------

MG Trophy & Cookshoot Cup

RACE 4 - LAP CHART

Lap 1			Lap 2			Lap 3			Lap 4			Lap 5		
No	Behind	Laptime	No	Behind	Laptime	No	Behind	Laptime	No	Behind	Laptime	No	Behind	Laptime
2		1:27.672	2		1:22.490	2		1:23.466	2		1:23.929	2		1:23.359
33	0.541	1:28.213	33	0.558	1:22.507	69	0.206	1:22.048	69	0.067	1:23.790	21	1 LAP	1:42.098
7	1.226	1:28.898	69	1.624	1:22.571	33	0.258	1:23.166	33	0.337	1:24.008	69	0.403	1:23.695
69	1.543	1:29.215	7	2.847	1:24.111	7	2.629	1:23.248	76	1 LAP	1:50.265	33	0.529	1:23.551
99	2.487	1:30.159	99	3.651	1:23.654	99	3.515	1:23.330	7	3.351	1:24.651	7	3.796	1:23.804
26	3.760	1:31.432	26	6.325	1:25.055	26	7.235	1:24.376	99	3.779	1:24.193	99	4.840	1:24.420
83	6.345	1:34.017	83	7.340	1:23.485	83	7.815	1:23.941	26	9.288	1:25.982	26	12.175	1:26.246
18	7.094	1:34.766	18	11.508	1:26.904	18	14.831	1:26.789	83	9.353	1:25.467	83	12.349	1:26.355
55	7.869	1:35.541	55	12.725	1:27.346	55	18.178	1:28.919	18	16.948	1:26.046	18	22.810	1:29.221
25	9.549	1:37.221	25	16.679	1:29.620	123	23.159	1:29.446	28	1 LAP	1:59.529	76	1 LAP	1:50.473
123	10.346	1:38.018	123	17.179	1:29.323	25	23.337	1:30.124	55	24.201	1:29.952	55	31.576	1:30.734
40	10.349	1:38.021	40	17.624	1:29.765	14	24.109	1:29.267	123	29.891	1:30.661	123	35.557	1:29.025
14	10.748	1:38.420	14	18.308	1:30.050	40	24.467	1:30.309	25	30.375	1:30.967	40	37.864	1:30.294
68	11.078	1:38.750	68	18.637	1:30.049	68	24.669	1:29.498	14	30.757	1:30.577	14	38.593	1:31.195
78	13.380	1:41.052	59	22.517	1:31.064	59	29.982	1:30.931	40	30.929	1:30.391	25	38.707	1:31.691
59	13.943	1:41.615	78	25.042	1:34.152	38	34.823	1:31.527	68	31.736	1:30.996	19	39.727	1:26.077
38	17.059	1:44.731	38	26.762	1:32.193	19	35.557	1:25.345	59	36.676	1:30.623	68	39.745	1:31.368
66	18.112	1:45.784	82	32.862	1:36.734	78	35.688	1:34.112	19	37.009	1:25.381	59	44.069	1:30.752
17	18.205	1:45.877	19	33.678	1:29.681	82	43.347	1:33.951	38	42.376	1:31.482	38	53.702	1:34.685
82	18.618	1:46.290	66	33.913	1:38.291	66	45.209	1:34.762	78	45.670	1:33.911	78	56.101	1:33.790
23	19.750	1:47.422	17	34.084	1:38.369	17	46.173	1:35.555	82	54.527	1:35.109	82	1:06.038	1:34.870
22	20.669	1:48.341	23	34.736	1:37.476	23	46.959	1:35.689	66	56.611	1:35.331	66	1:07.827	1:34.575
5	21.474	1:49.146	5	35.099	1:36.115	5	47.660	1:36.027	17	57.037	1:34.793	5	1:09.039	1:34.426
51	21.564	1:49.236	22	36.140	1:37.961	22	48.124	1:35.450	5	57.972	1:34.241	17	1:09.201	1:35.523
15	23.032	1:50.704	15	37.031	1:36.489	15	48.458	1:34.893	23	58.246	1:35.216	23	1:09.432	1:34.545
6	23.524	1:51.196	51	38.102	1:39.028	6	50.921	1:35.370	22	59.132	1:34.937	15	1:12.125	1:35.977
21	26.106	1:53.778	6	39.017	1:37.983	51	52.206	1:37.570	15	59.507	1:34.978	6	1:14.255	1:34.879
19	26.487	1:54.159	64	42.947	1:38.664	64	53.275	1:33.794	6	1:02.735	1:35.743	64	1:14.853	1:34.541
64	26.773	1:54.445	21	46.277	1:42.661	21	1:05.487	1:42.676	64	1:03.671	1:34.325	51	1:18.612	1:37.359
76	31.374	1:59.046	76	57.965	1:49.081				51	1:04.612	1:36.335			
28	37.391	2:05.063	28	1:11.589	1:56.688									

MG Trophy & Cookshoot Cup

RACE 4 - LAP CHART

Lap 6			Lap 7			Lap 8			Lap 9			Lap 10		
No	Behind	Laptime	No	Behind	Laptime	No	Behind	Laptime	No	Behind	Laptime	No	Behind	Laptime
2		1:22.815	2		1:24.531	2		1:27.111	2		1:23.981	2		1:22.638
69	0.703	1:23.115	69	0.567	1:24.395	33	1.491	1:27.570	33	0.397	1:22.887	33	0.252	1:22.493
33	1.205	1:23.491	33	1.032	1:24.358	82	1 LAP	1:35.517	78	1 LAP	1:36.932	7	5.392	1:23.660
7	4.630	1:23.649	15	1 LAP	1:37.756	66	1 LAP	1:35.666	7	4.370	1:24.263	99	15.882	1:27.781
99	5.809	1:23.784	6	1 LAP	1:35.866	7	4.088	1:27.776	99	10.739	1:27.031	78	1 LAP	1:35.872
83	14.947	1:25.413	7	3.423	1:23.324	76	2 LAPS	1:56.149	82	1 LAP	1:36.091	82	1 LAP	1:35.857
26	15.464	1:26.104	64	1 LAP	1:35.953	23	1 LAP	1:36.377	66	1 LAP	1:36.812	83	28.793	1:29.854
21	1 LAP	1:41.138	99	6.838	1:25.560	99	7.689	1:27.962	23	1 LAP	1:35.967	26	29.160	1:30.052
18	26.337	1:26.342	51	1 LAP	1:42.848	17	1 LAP	1:40.933	83	21.577	1:31.041	66	1 LAP	1:36.809
55	38.913	1:30.152	83	14.536	1:24.120	15	1 LAP	1:37.859	26	21.746	1:30.980	23	1 LAP	1:36.872
19	43.359	1:26.447	26	15.284	1:24.351	6	1 LAP	1:38.078	6	1 LAP	1:38.129	18	39.418	1:27.368
123	44.115	1:31.373	18	28.103	1:26.297	83	14.517	1:27.092	15	1 LAP	1:40.323	6	1 LAP	1:35.637
40	44.981	1:29.932	21	1 LAP	1:41.421	64	1 LAP	1:38.168	64	1 LAP	1:43.131	15	1 LAP	1:37.911
14	46.175	1:30.397	19	43.760	1:24.932	26	14.747	1:26.574	18	34.688	1:30.865	64	1 LAP	1:34.316
25	46.325	1:30.433	55	45.270	1:30.888	18	27.804	1:26.812	76	2 LAPS	1:55.729	76	2 LAPS	1:51.845
68	47.832	1:30.902	123	49.866	1:30.282	51	1 LAP	1:43.283	17	1 LAP	1:54.801 P	40	1:06.452	1:30.096
59	56.467	1:35.213	40	50.055	1:29.605	69	35.490	2:02.034 P	51	1 LAP	1:43.612	55	1:07.285	1:31.611
76	1 LAP	1:55.567	14	50.571	1:28.927	55	51.031	1:32.872	55	58.312	1:31.262	123	1:08.031	1:30.322
38	1:02.737	1:31.850	25	51.862	1:30.068	21	1 LAP	1:43.378	40	58.994	1:29.380	14	1:08.301	1:30.210
78	1:08.001	1:34.715	68	53.526	1:30.225	40	53.595	1:30.651	123	1:00.347	1:30.023	25	1:09.668	1:30.859
82	1:18.264	1:35.041	59	1:03.247	1:31.311	123	54.305	1:31.550	14	1:00.729	1:30.020	51	1 LAP	1:43.385
66	1:19.603	1:34.591	38	1:09.017	1:30.811	14	54.690	1:31.230	25	1:01.447	1:30.400	68	1:14.938	1:32.744
5	1:19.974	1:33.750	78	1:17.606	1:34.136	25	55.028	1:30.277	68	1:04.832	1:31.836	59	1:23.286	1:31.588
23	1:21.039	1:34.422				68	56.977	1:30.562	21	1 LAP	1:42.979			
17	1:23.210	1:36.824				19	58.052	1:41.403 P	59	1:14.336	1:30.858			
						59	1:07.459	1:31.323	38	1:22.133	1:31.545			
						38	1:14.569	1:32.663						


MG Trophy & Cookshoot Cup

RACE 4 - LAP CHART

Lap 11			Lap 12			Lap 13			Lap 14			Lap 15		
No	Behind	Laptime	No	Behind	Laptime	No	Behind	Laptime	No	Behind	Laptime	No	Behind	Laptime
2		1:24.914	2		1:23.437	2		1:22.736	2		1:26.722	33		1:25.858
33	0.333	1:24.995	33	0.193	1:23.297	33	0.190	1:22.733	33	0.234	1:26.766	2	0.223	1:26.315
7	4.489	1:24.011	51	2 LAPS	1:41.608	68	1 LAP	1:31.867	14	1 LAP	1:31.270	40	1 LAP	1:30.452
38	1 LAP	1:32.236	7	8.194	1:27.142	7	9.554	1:24.096	15	2 LAPS	1:39.867	55	1 LAP	1:30.335
21	2 LAPS	1:43.783	59	1 LAP	1:36.285	59	1 LAP	1:31.253	25	1 LAP	1:32.115	123	1 LAP	1:30.955
99	16.831	1:25.863	38	1 LAP	1:31.312	38	1 LAP	1:31.718	7	6.890	1:24.058	7	5.523	1:24.725
78	1 LAP	1:35.695	76	3 LAPS	1:56.903	51	2 LAPS	1:42.549	68	1 LAP	1:32.491	14	1 LAP	1:30.455
83	27.807	1:23.928	99	20.266	1:26.872	99	23.784	1:26.254	99	23.357	1:26.295	25	1 LAP	1:32.311
26	28.917	1:24.671	21	2 LAPS	1:41.559	83	30.513	1:24.728	59	1 LAP	1:32.473	68	1 LAP	1:31.196
82	1 LAP	1:34.672	83	28.521	1:24.151	26	36.874	1:29.221	38	1 LAP	1:30.196	15	2 LAPS	1:45.396
18	39.023	1:24.519	26	30.389	1:24.909	18	42.523	1:25.197	83	27.627	1:23.836	99	23.502	1:26.237
66	1 LAP	1:36.227	78	1 LAP	1:35.223	76	3 LAPS	1:50.825	26	35.194	1:25.042	83	25.695	1:24.160
23	1 LAP	1:35.555	18	40.062	1:24.476	21	2 LAPS	1:41.319	51	2 LAPS	1:40.958	38	1 LAP	1:31.115
6	1 LAP	1:34.432	82	1 LAP	1:34.736	78	1 LAP	1:35.155	18	39.637	1:23.836	59	1 LAP	1:33.711
64	1 LAP	1:31.701	66	1 LAP	1:37.801	82	1 LAP	1:34.796	78	1 LAP	1:34.149	26	34.243	1:25.141
15	1 LAP	1:36.608	23	1 LAP	1:37.552	66	1 LAP	1:38.382	21	2 LAPS	1:43.007	18	37.543	1:23.998
40	1:11.142	1:29.604	64	1 LAP	1:32.280	64	1 LAP	1:34.266	76	3 LAPS	1:53.262	51	2 LAPS	1:39.316
55	1:12.399	1:30.028	6	1 LAP	1:34.339	23	1 LAP	1:39.378	82	1 LAP	1:35.725	78	1 LAP	1:36.007
123	1:12.628	1:29.511	15	1 LAP	1:38.374	6	1 LAP	1:35.030	64	1 LAP	1:36.046	21	2 LAPS	1:41.273
14	1:12.798	1:29.411	40	1:17.415	1:29.710	40	1:25.509	1:30.830	66	1 LAP	1:38.158	82	1 LAP	1:35.571
25	1:14.264	1:29.510	55	1:18.296	1:29.334	55	1:26.069	1:30.509	6	1 LAP	1:36.607	64	1 LAP	1:33.964
68	1:22.731	1:32.707	123	1:19.068	1:29.877	123	1:26.644	1:30.312	23	1 LAP	1:37.775	6	1 LAP	1:33.390
			14	1:19.423	1:30.062							76	3 LAPS	1:50.794
			25	1:20.612	1:29.785							66	1 LAP	1:37.789
												23	1 LAP	1:37.852

MG Luffield MG Trophy Championship

RACE 10 - GRID

ROW 8	1:33.738 82 Helen WADDINGTON	1:35.243 64 Julia PENFOLD
ROW 7	1:31.678 40 ZAK	1:32.512 55 Ashley SHUTTLEWOOD
ROW 6	1:30.346 25 Julian LONG	1:31.625 59 Thomas HALLIWELL
ROW 5	1:27.358 18 Tony RAINE	1:29.565 12 Paul SAVAGE
ROW 4	1:25.448 19 Andy RAINE	1:26.750 83 David COULTHARD
ROW 3	1:25.128 99 Doug COLE	1:25.371 26 Andrew RADFORD
ROW 2	1:23.742 69 Paul LUTI	1:24.425 7 Ben JACQUES
ROW 1	1:22.054 2 Christopher BRAY	1:22.761 33 Jack GOFF
Pole		
		

Donington Park National
Circuit Length = 1.9573 miles

These results are provisional until the conclusion of any judicial and technical matters.

Clerk of Course :		Timekeeper :

Thoroughbred Sports Cars + BCV8 C & D

QUALIFYING FOR RACE 5 - CLASSIFICATION

POS	NO	CL	NAME	ENTRY	TIME	ON	LAPS	GAP	DIFF	MPH
1	3	D	Chris ACKLAM	Morgan Plus 8	1:22.031	11	11			85.89
2	92	D	Roy MCCARTHY	MGB GT V8	1:22.855	5	5	0.824	0.824	85.04
3	87	D	Tony LEES	Morgan Plus 8	1:24.776	7	9	2.745	1.921	83.11
4	89	D	John EMBERSON	Morgan Roadster	1:25.495	9	10	3.464	0.719	82.41
5	96	D	Peter HENRY	Morgan Plus 8	1:25.877	3	7	3.846	0.382	82.05
6	60	C	Simon OREBI GANN	Morgan Roadster	1:26.039	8	10	4.008	0.162	81.89
7	2	B	Mike HAZLEWOOD	Triumph TR4	1:26.061	10	10	4.030	0.022	81.87
8	58	C	Jeremy KNIGHT	Jaguar D-Type Replica	1:26.110	8	10	4.079	0.049	81.82
9	31	B	Jonnie WHEELER	MG B Roadster	1:27.369	6	9	5.338	1.259	80.65
10	57	B	Ian PRIOR	MG B Roadster	1:27.547	10	10	5.516	0.178	80.48
11	28	B	Joe PARRINGTON	MG BGT V8	1:27.594	5	10	5.563	0.047	80.44
12	97	D	Roger CONNEL	TVR Griffith	1:27.930	7	10	5.899	0.336	80.13
13	46	B	Simon CRIPPS	MG B Roadster	1:28.672	7	10	6.641	0.742	79.46
14	79	C	Ulrich VIERHAUS	Morgan Roadster	1:29.244	8	10	7.213	0.572	78.95
15	75	C	Andrew POTTER	Morgan Roadster	1:29.260	8	9	7.229	0.016	78.94
16	35	B	Steve CHAPMAN	Triumph TR4	1:29.960	6	9	7.929	0.700	78.32
17	39	B	Roy CHAMBERLAIN	Triumph TR3B	1:29.992	5	10	7.961	0.032	78.29
18	33	B	TBA		1:30.294	8	10	8.263	0.302	78.03
19	61	C	Roger WHITESIDE	Morgan Roadster	1:30.440	10	10	8.409	0.146	77.91
20	55	C	Rob SPENCER	MG BGT V8	1:31.006	8	8	8.975	0.566	77.42
21	54	C	Philip TISDALL	Morgan Plus 8	1:31.017	6	10	8.986	0.011	77.41
22	37	B	Tim BRYAN	MG BGT V8	1:31.265	10	10	9.234	0.248	77.20
23	27	B	Terry BURROWS	MG B Roadster	1:32.368	6	10	10.337	1.103	76.28
24	82	C	Sharlie GODDARD	Morgan Plus 8	1:33.390	7	9	11.359	1.022	75.45
25	32	B	Alan KYSON	MG BGT V8	1:34.145	8	9	12.114	0.755	74.84
26	24	B	Bob LINES	MG A Twin Cam	1:34.774	8	9	12.743	0.629	74.34
27	17	B	Richard THORNE	Morgan 4/4	1:37.634	6	9	15.603	2.860	72.17
28	36	B	Colin JONES	MG A Twin Cam	1:37.728	2	3	15.697	0.094	72.10
29	29	B	Edwin DRIVER	Triumph TR2	1:39.302	5	9	17.271	1.574	70.95
30	22	AB	Brian SMETHURST	MG BGT V8	1:39.539	9	9	17.508	0.237	70.78
31	6	A	Victoria STONES	MG B	1:41.427	6	9	19.396	1.888	69.47
32	10	A	Terry SAVORY	MG BGT	1:41.796	8	9	19.765	0.369	69.22
33	5	A	Bob FISHER	MG B GT	1:49.647	7	7	27.616	7.851	64.26

Weather / Track : Bright / Dry

These results are provisional until the conclusion of any judicial and technical matters.

Donington Park National
Circuit Length = 1.9573 miles
Start: 10:52 End: 11:10

Clerk of Course :	Timekeeper :
-------------------	--------------

Thoroughbred Sports Cars + BCV8 C & D
QUALIFYING FOR RACE 5 - LAP ANALYSIS

2	Mike HAZLEWOOD		B Triumph TR4				
1 -	1:35.232	+ 9.171	10:54:07.324	6 -	1:26.750	+ 0.689	11:01:36.297
2 -	1:33.081	+ 7.020	10:55:40.405	7 -	1:27.609	+ 1.548	11:03:03.906
3 -	1:28.680	+ 2.619	10:57:09.085	8 -	1:26.313	+ 0.252	11:04:30.219
4 -	1:28.704	+ 2.643	10:58:37.789	9 -	1:27.709	+ 1.648	11:05:57.928
5 -	1:31.758	+ 5.697	11:00:09.547	10 -	1:26.061		11:07:23.989
3	Chris ACKLAM		D Morgan Plus 8				
1 -	1:31.687	+ 9.656	10:54:01.150	7 -	1:24.120	+ 2.089	11:02:36.829
2 -	1:24.677	+ 2.646	10:55:25.827	8 -	1:24.242	+ 2.211	11:04:01.071
3 -	1:24.479	+ 2.448	10:56:50.306	9 -	1:24.580	+ 2.549	11:05:25.651
4 -	1:29.339	+ 7.308	10:58:19.645	10 -	1:27.381	+ 5.350	11:06:53.032
5 -	1:28.732	+ 6.701	10:59:48.377	11 -	1:22.031		11:08:15.063
6 -	1:24.332	+ 2.301	11:01:12.709				
5	Bob FISHER		A MG B GT				
1 -	2:00.564	+ 10.917	10:54:50.006	5 -	2:18.897	+ 29.250	11:02:48.098
2 -	1:55.411	+ 5.764	10:56:45.417	6 -	3:07.323	+ 1:17.676	11:05:55.421
3 -	1:52.373	+ 2.726	10:58:37.790	7 -	1:49.647		11:07:45.068
4 -	1:51.411	+ 1.764	11:00:29.201				
6	Victoria STONES		A MG B				
1 -	1:51.315	+ 9.888	10:55:09.577	6 -	1:41.427		11:03:45.757
2 -	1:43.376	+ 1.949	10:56:52.953	7 -	1:41.985	+ 0.558	11:05:27.742
3 -	1:46.025	+ 4.598	10:58:38.978	8 -	1:42.102	+ 0.675	11:07:09.844
4 -	1:43.207	+ 1.780	11:00:22.185	9 -	1:42.198	+ 0.771	11:08:52.042
5 -	1:42.145	+ 0.718	11:02:04.330				
10	Terry SAVORY		A MG BGT				
1 -	1:51.390	+ 9.594	10:54:54.800	6 -	1:42.509	+ 0.713	11:03:40.173
2 -	1:46.771	+ 4.975	10:56:41.571	7 -	1:43.633	+ 1.837	11:05:23.806
3 -	1:46.550	+ 4.754	10:58:28.121	8 -	1:41.796		11:07:05.602
4 -	1:44.932	+ 3.136	11:00:13.053	9 -	1:42.463	+ 0.667	11:08:48.065
5 -	1:44.611	+ 2.815	11:01:57.664				
17	Richard THORNE		B Morgan 4/4				
1 -	1:58.307	+ 20.673	10:54:51.231	6 -	1:37.634		11:03:13.391
2 -	1:43.234	+ 5.600	10:56:34.465	7 -	1:38.554	+ 0.920	11:04:51.945
3 -	1:40.948	+ 3.314	10:58:15.413	8 -	1:38.649	+ 1.015	11:06:30.594
4 -	1:41.539	+ 3.905	10:59:56.952	9 -	1:38.342	+ 0.708	11:08:08.936
5 -	1:38.805	+ 1.171	11:01:35.757				
22	Brian SMETHURST		AB MG BGT V8				
1 -	1:50.545	+ 11.006	10:55:05.885	6 -	1:40.050	+ 0.511	11:03:39.434
2 -	1:44.284	+ 4.745	10:56:50.169	7 -	1:40.876	+ 1.337	11:05:20.310
3 -	1:45.153	+ 5.614	10:58:35.322	8 -	1:41.279	+ 1.740	11:07:01.589
4 -	1:42.516	+ 2.977	11:00:17.838	9 -	1:39.539		11:08:41.128
5 -	1:41.546	+ 2.007	11:01:59.384				
24	Bob LINES		B MG A Twin Cam				
1 -	1:52.985	+ 18.211	10:54:51.720	6 -	1:36.022	+ 1.248	11:03:03.807
2 -	1:40.531	+ 5.757	10:56:32.251	7 -	1:34.833	+ 0.059	11:04:38.640
3 -	1:37.514	+ 2.740	10:58:09.765	8 -	1:34.774		11:06:13.414
4 -	1:42.344	+ 7.570	10:59:52.109	9 -	1:35.064	+ 0.290	11:07:48.478
5 -	1:35.676	+ 0.902	11:01:27.785				
27	Terry BURROWS		B MG B Roadster				
1 -	1:44.862	+ 12.494	10:54:29.992	6 -	1:32.368		11:02:23.703
2 -	1:37.895	+ 5.527	10:56:07.887	7 -	1:33.190	+ 0.822	11:03:56.893
3 -	1:35.370	+ 3.002	10:57:43.257	8 -	1:38.347	+ 5.979	11:05:35.240
4 -	1:34.480	+ 2.112	10:59:17.737	9 -	1:32.460	+ 0.092	11:07:07.700
5 -	1:33.598	+ 1.230	11:00:51.335	10 -	1:44.834	+ 12.466	11:08:52.534

Donington Park National
Circuit Length = 1.9573 miles
Start: 10:52 End: 11:10

Weather / Track : Bright / Dry

Thoroughbred Sports Cars + BCV8 C & D
QUALIFYING FOR RACE 5 - LAP ANALYSIS

28	Joe PARRINGTON		B MG BGT V8				
1 -	1:47.235	+ 19.641	10:54:42.152	6 -	1:29.025	+ 1.431	11:02:14.655
2 -	1:30.544	+ 2.950	10:56:12.696	7 -	1:27.969	+ 0.375	11:03:42.624
3 -	1:33.708	+ 6.114	10:57:46.404	8 -	1:30.200	+ 2.606	11:05:12.824
4 -	1:31.632	+ 4.038	10:59:18.036	9 -	1:29.518	+ 1.924	11:06:42.342
5 -	1:27.594		11:00:45.630	10 -	1:29.950	+ 2.356	11:08:12.292
29	Edwin DRIVER		B Triumph TR2				
1 -	1:51.526	+ 12.224	10:54:56.467	6 -	1:39.769	+ 0.467	11:03:28.133
2 -	1:46.407	+ 7.105	10:56:42.874	7 -	1:40.713	+ 1.411	11:05:08.846
3 -	1:44.809	+ 5.507	10:58:27.683	8 -	1:44.680	+ 5.378	11:06:53.526
4 -	1:41.379	+ 2.077	11:00:09.062	9 -	1:45.203	+ 5.901	11:08:38.729
5 -	1:39.302		11:01:48.364				
31	Jonnie WHEELER		B MG B Roadster				
1 -	1:44.338	+ 16.969	10:54:49.415	6 -	1:27.369		11:02:16.375
2 -	1:32.723	+ 5.354	10:56:22.138	7 -	1:27.609	+ 0.240	11:03:43.984
3 -	1:29.242	+ 1.873	10:57:51.380	8 -	1:27.887	+ 0.518	11:05:11.871
4 -	1:30.076	+ 2.707	10:59:21.456	9 -	1:28.102	+ 0.733	11:06:39.973
5 -	1:27.550	+ 0.181	11:00:49.006				
32	Alan KYSON		B MG BGT V8				
1 -	1:49.693	+ 15.548	10:54:46.067	6 -	1:34.423	+ 0.278	11:02:49.760
2 -	1:38.685	+ 4.540	10:56:24.752	7 -	1:36.833	+ 2.688	11:04:26.593
3 -	1:38.333	+ 4.188	10:58:03.085	8 -	1:34.145		11:06:00.738
4 -	1:36.481	+ 2.336	10:59:39.566	9 -	1:35.228	+ 1.083	11:07:35.966
5 -	1:35.771	+ 1.626	11:01:15.337				
33	Christina TOTTY		B MG B Roadster				
1 -	1:51.107	+ 20.813	10:54:41.920	6 -	1:33.416	+ 3.122	11:02:36.230
2 -	1:39.217	+ 8.923	10:56:21.137	7 -	1:31.162	+ 0.868	11:04:07.392
3 -	1:34.135	+ 3.841	10:57:55.272	8 -	1:30.294		11:05:37.686
4 -	1:35.830	+ 5.536	10:59:31.102	9 -	1:32.801	+ 2.507	11:07:10.487
5 -	1:31.712	+ 1.418	11:01:02.814	10 -	1:30.997	+ 0.703	11:08:41.484
35	Steve CHAPMAN		B Triumph TR4				
1 -	1:53.691	+ 23.731	10:55:03.940	6 -	1:29.960		11:03:06.045
2 -	1:42.409	+ 12.449	10:56:46.349	7 -	1:31.227	+ 1.267	11:04:37.272
3 -	1:43.459	+ 13.499	10:58:29.808	8 -	1:30.690	+ 0.730	11:06:07.962
4 -	1:35.734	+ 5.774	11:00:05.542	9 -	1:32.912	+ 2.952	11:07:40.874
5 -	1:30.543	+ 0.583	11:01:36.085				
36	Colin JONES		B MG A Twin Cam				
1 -	1:48.759	+ 11.031	10:54:29.445	3 -	1:38.606	+ 0.878	10:57:45.779
2 -	1:37.728		10:56:07.173				
37	Tim BRYAN		B MG BGT V8				
1 -	1:37.440	+ 6.175	10:54:06.316	6 -	1:32.728	+ 1.463	11:01:52.671
2 -	1:33.801	+ 2.536	10:55:40.117	7 -	1:31.454	+ 0.189	11:03:24.125
3 -	1:33.369	+ 2.104	10:57:13.486	8 -	1:32.363	+ 1.098	11:04:56.488
4 -	1:33.887	+ 2.622	10:58:47.373	9 -	1:32.304	+ 1.039	11:06:28.792
5 -	1:32.570	+ 1.305	11:00:19.943	10 -	1:31.265		11:08:00.057
39	Roy CHAMBERLAIN		B Triumph TR3B				
1 -	1:51.045	+ 21.053	10:54:52.372	6 -	1:30.814	+ 0.822	11:02:36.671
2 -	1:36.806	+ 6.814	10:56:29.178	7 -	1:31.601	+ 1.609	11:04:08.272
3 -	1:33.199	+ 3.207	10:58:02.377	8 -	1:30.272	+ 0.280	11:05:38.544
4 -	1:33.488	+ 3.496	10:59:35.865	9 -	1:32.300	+ 2.308	11:07:10.844
5 -	1:29.992		11:01:05.857	10 -	1:31.120	+ 1.128	11:08:41.964
46	Simon CRIPPS		B MG B Roadster				
1 -	1:51.499	+ 22.827	10:54:45.669	6 -	1:32.398	+ 3.726	11:02:35.816
2 -	1:36.453	+ 7.781	10:56:22.122	7 -	1:28.672		11:04:04.488

Donington Park National
Circuit Length = 1.9573 miles
Start: 10:52 End: 11:10

Weather / Track : Bright / Dry

Thoroughbred Sports Cars + BCV8 C & D

QUALIFYING FOR RACE 5 - LAP ANALYSIS

3 -	1:34.082	+ 5.410	10:57:56.204	8 -	1:29.211	+ 0.539	11:05:33.699
4 -	1:35.387	+ 6.715	10:59:31.591	9 -	1:33.432	+ 4.760	11:07:07.131
5 -	1:31.827	+ 3.155	11:01:03.418	10 -	1:32.347	+ 3.675	11:08:39.478
54	Philip TISDALL		C Morgan Plus 8				
1 -	1:46.224	+ 15.207	10:54:32.371	6 -	1:31.017		11:02:25.336
2 -	1:38.646	+ 7.629	10:56:11.017	7 -	1:32.059	+ 1.042	11:03:57.395
3 -	1:36.588	+ 5.571	10:57:47.605	8 -	1:31.807	+ 0.790	11:05:29.202
4 -	1:34.497	+ 3.480	10:59:22.102	9 -	1:34.422	+ 3.405	11:07:03.624
5 -	1:32.217	+ 1.200	11:00:54.319	10 -	1:32.298	+ 1.281	11:08:35.922
55	Rob SPENCER		C MG BGT V8				
1 -	1:43.517	+ 12.511	10:54:19.132	5 -	1:32.223	+ 1.217	11:00:31.065
2 -	1:35.346	+ 4.340	10:55:54.478	6 -	1:31.537	+ 0.531	11:02:02.602
3 -	1:31.875	+ 0.869	10:57:26.353	7 -	1:35.151	+ 4.145	11:03:37.753
4 -	1:32.489	+ 1.483	10:58:58.842	8 -	1:31.006		11:05:08.759
57	Ian PRIOR		B MG B Roadster				
1 -	1:47.282	+ 19.735	10:54:40.904	6 -	1:29.440	+ 1.893	11:02:18.679
2 -	1:31.045	+ 3.498	10:56:11.949	7 -	1:29.489	+ 1.942	11:03:48.168
3 -	1:34.764	+ 7.217	10:57:46.713	8 -	1:29.965	+ 2.418	11:05:18.133
4 -	1:32.656	+ 5.109	10:59:19.369	9 -	1:30.441	+ 2.894	11:06:48.574
5 -	1:29.870	+ 2.323	11:00:49.239	10 -	1:27.547		11:08:16.121
58	Jeremy KNIGHT		C Jaguar D-Type Replica				
1 -	1:36.008	+ 9.898	10:54:03.080	6 -	1:28.058	+ 1.948	11:01:31.752
2 -	1:27.301	+ 1.191	10:55:30.381	7 -	1:30.019	+ 3.909	11:03:01.771
3 -	1:26.310	+ 0.200	10:56:56.691	8 -	1:26.110		11:04:27.881
4 -	1:35.805	+ 9.695	10:58:32.496	9 -	1:27.122	+ 1.012	11:05:55.003
5 -	1:31.198	+ 5.088	11:00:03.694	10 -	1:26.725	+ 0.615	11:07:21.728
60	Simon OREBI GANN		C Morgan Roadster				
1 -	1:39.387	+ 13.348	10:54:19.885	6 -	1:28.581	+ 2.542	11:01:47.006
2 -	1:29.677	+ 3.638	10:55:49.562	7 -	1:26.384	+ 0.345	11:03:13.390
3 -	1:27.185	+ 1.146	10:57:16.747	8 -	1:26.039		11:04:39.429
4 -	1:29.730	+ 3.691	10:58:46.477	9 -	1:28.717	+ 2.678	11:06:08.146
5 -	1:31.948	+ 5.909	11:00:18.425	10 -	1:31.673	+ 5.634	11:07:39.819
61	Roger WHITESIDE		C Morgan Roadster				
1 -	1:44.870	+ 14.430	10:54:28.107	6 -	1:31.907	+ 1.467	11:02:16.025
2 -	1:36.383	+ 5.943	10:56:04.490	7 -	1:32.645	+ 2.205	11:03:48.670
3 -	1:33.281	+ 2.841	10:57:37.771	8 -	1:32.785	+ 2.345	11:05:21.455
4 -	1:33.371	+ 2.931	10:59:11.142	9 -	1:32.548	+ 2.108	11:06:54.003
5 -	1:32.976	+ 2.536	11:00:44.118	10 -	1:30.440		11:08:24.443
75	Andrew POTTER		C Morgan Roadster				
1 -	1:50.268	+ 21.008	10:54:58.028	6 -	1:34.403	+ 5.143	11:03:02.761
2 -	1:43.874	+ 14.614	10:56:41.902	7 -	1:30.906	+ 1.646	11:04:33.667
3 -	1:34.217	+ 4.957	10:58:16.119	8 -	1:29.260		11:06:02.927
4 -	1:37.293	+ 8.033	10:59:53.412	9 -	1:31.931	+ 2.671	11:07:34.858
5 -	1:34.946	+ 5.686	11:01:28.358				
79	Ulrich VIERHAUS		C Morgan Roadster				
1 -	1:36.116	+ 6.872	10:54:08.641	6 -	1:34.695	+ 5.451	11:01:55.186
2 -	1:32.356	+ 3.112	10:55:40.997	7 -	1:31.481	+ 2.237	11:03:26.667
3 -	1:32.946	+ 3.702	10:57:13.943	8 -	1:29.244		11:04:55.911
4 -	1:33.624	+ 4.380	10:58:47.567	9 -	1:32.084	+ 2.840	11:06:27.995
5 -	1:32.924	+ 3.680	11:00:20.491	10 -	1:31.704	+ 2.460	11:07:59.699
82	Sharlie GODDARD		C Morgan Plus 8				
1 -	1:50.035	+ 16.645	10:54:52.540	6 -	1:35.241	+ 1.851	11:03:01.018
2 -	1:40.533	+ 7.143	10:56:33.073	7 -	1:33.390		11:04:34.408
3 -	1:35.611	+ 2.221	10:58:08.684	8 -	1:33.547	+ 0.157	11:06:07.955
4 -	1:41.460	+ 8.070	10:59:50.144	9 -	1:34.113	+ 0.723	11:07:42.068

Donington Park National
Circuit Length = 1.9573 miles
Start: 10:52 End: 11:10


Weather / Track : Bright / Dry

Thoroughbred Sports Cars + BCV8 C & D
QUALIFYING FOR RACE 5 - LAP ANALYSIS

5 -	1:35.633	+ 2.243	11:01:25.777			
87	Tony LEES		D Morgan Plus 8			
1 -	1:33.585	+ 8.809	10:53:56.240	6 -	1:24.783	+ 0.007 11:01:14.332
2 -	1:26.703	+ 1.927	10:55:22.943	7 -	1:24.776	11:02:39.108
3 -	1:26.683	+ 1.907	10:56:49.626	8 -	1:28.543	+ 3.767 11:04:07.651
4 -	1:27.973	+ 3.197	10:58:17.599	9 -	1:25.107	+ 0.331 11:05:32.758
5 -	1:31.950	+ 7.174	10:59:49.549			
89	John EMBERSON		D Morgan Roadster			
1 -	1:32.451	+ 6.956	10:53:57.984	6 -	1:29.255	+ 3.760 11:01:26.206
2 -	1:27.939	+ 2.444	10:55:25.923	7 -	1:26.349	+ 0.854 11:02:52.555
3 -	1:27.320	+ 1.825	10:56:53.243	8 -	1:32.439	+ 6.944 11:04:24.994
4 -	1:34.807	+ 9.312	10:58:28.050	9 -	1:25.495	11:05:50.489
5 -	1:28.901	+ 3.406	10:59:56.951	10 -	1:27.042	+ 1.547 11:07:17.531
92	Roy MCCARTHY		D MGB GT V8			
1 -	1:46.387	+ 23.532	10:54:58.554	4 -	1:27.313	+ 4.458 11:05:56.212
2 -	1:33.848	+ 10.993	10:56:32.402	5 -	1:22.855	11:07:19.067
3 -	7:56.497	+ 6:33.642	11:04:28.899			
96	Peter HENRY		D Morgan Plus 8			
1 -	1:34.212	+ 8.335	10:53:57.488	5 -	1:32.895	+ 7.018 10:59:51.827
2 -	1:26.708	+ 0.831	10:55:24.196	6 -	1:26.267	+ 0.390 11:01:18.094
3 -	1:25.877		10:56:50.073	7 -	2:55.146	+ 1:29.269 11:04:13.240
4 -	1:28.859	+ 2.982	10:58:18.932			
97	Roger CONNELL		D TVR Griffith			
1 -	1:46.389	+ 18.459	10:54:57.086	6 -	1:30.644	+ 2.714 11:02:35.184
2 -	1:35.152	+ 7.222	10:56:32.238	7 -	1:27.930	11:04:03.114
3 -	1:31.039	+ 3.109	10:58:03.277	8 -	1:29.108	+ 1.178 11:05:32.222
4 -	1:31.554	+ 3.624	10:59:34.831	9 -	1:34.109	+ 6.179 11:07:06.331
5 -	1:29.709	+ 1.779	11:01:04.540	10 -	1:28.638	+ 0.708 11:08:34.969

Thoroughbred Sports Cars + BCV8 C & D

RACE 5 - GRID

ROW 17	1:49.647	5	Bob FISHER	
ROW 16	1:41.427	6	Victoria STONES	1:41.796 10 Terry SAVORY
ROW 15	1:39.302	29	Edwin DRIVER	1:39.539 22 Brian SMETHURST
ROW 14	1:37.634	17	Richard THORNE	1:37.728 36 Colin JONES
ROW 13	1:34.145	32	Alan KYSON	1:34.774 24 Bob LINES
ROW 12	1:32.368	27	Terry BURROWS	1:33.390 82 Sharlie GODDARD
ROW 11	1:31.017	54	Philip TISDALL	1:31.265 37 Tim BRYAN
ROW 10	1:30.440	61	Roger WHITESIDE	1:31.006 55 Rob SPENCER
ROW 9	1:29.992	39	Roy CHAMBERLAIN	1:30.294 33 Christina TOTTY
ROW 8	1:29.260	75	Andrew POTTER	1:29.960 35 Steve CHAPMAN
ROW 7	1:28.672	46	Simon CRIPPS	1:29.244 79 Ulrich VIERHAUS
ROW 6	1:27.594	28	Joe PARRINGTON	1:27.930 97 Roger CONNEL
ROW 5	1:27.369	31	Jonnie WHEELER	1:27.547 57 Ian PRIOR
ROW 4	1:26.061	2	Mike HAZLEWOOD	1:26.110 58 Jeremy KNIGHT
ROW 3	1:25.877	96	Peter HENRY	1:26.039 60 Simon OREBI GANN
ROW 2	1:24.776	87	Tony LEES	1:25.495 89 John EMBERSON
ROW 1	1:22.031	3	Chris ACKLAM	1:22.855 92 Roy MCCARTHY
Pole				
				

Donington Park National
Circuit Length = 1.9573 miles

These results are provisional until the conclusion of any judicial and technical matters.

Clerk of Course :

Timekeeper :

Thoroughbred Sports Cars + BCV8 C & D

RACE 5 - CLASSIFICATION

POS	NO	CL	NAME	ENTRY	LAPS	TIME	GAP	DIFF	MPH	BEST	ON
1	3	D	Chris ACKLAM	Morgan Plus 8	15	20:58.237			84.00	1:21.838	7
2	87	D	Tony LEES	Morgan Plus 8	15	21:08.301	10.064	10.064	83.33	1:22.126	7
3	96	D	Peter HENRY	Morgan Plus 8	15	21:28.408	30.171	20.107	82.03	1:23.858	8
4	58	C	Jeremy KNIGHT	Jaguar D-Type Replica	15	21:33.651	35.414	5.243	81.70	1:24.008	9
5	89	D	John EMBERSON	Morgan Roadster	15	21:44.179	45.942	10.528	81.04	1:24.541	5
6	60	C	Simon OREBI GANN	Morgan Roadster	15	21:47.285	49.048	3.106	80.85	1:24.645	9
7	2	B	Mike HAZLEWOOD	Triumph TR4	15	21:49.746	51.509	2.461	80.69	1:25.660	9
8	57	B	Ian PRIOR	MG B Roadster	15	21:52.119	53.882	2.373	80.55	1:25.700	10
9	31	B	Jonnie WHEELER	MG B Roadster	15	21:52.343	54.106	0.224	80.53	1:25.497	14
10	28	B	Joe PARRINGTON	MG BGT V8	15	22:07.663	1:09.426	15.320	79.60	1:26.431	5
11	39	B	Roy CHAMBERLAIN	Triumph TR3B	15	22:25.059	1:26.822	17.396	78.58	1:27.213	13
12	75	C	Andrew POTTER	Morgan Roadster	15	22:26.928	1:28.691	1.869	78.47	1:27.867	4
13	79	C	Ulrich VIERHAUS	Morgan Roadster	14	21:09.187	1 lap	1 lap	77.72	1:26.751	11
14	33	B	Christina TOTTY	MG B Roadster	14	21:26.990	1 lap	17.803	76.65	1:28.800	13
15	37	B	Tim BRYAN	MG BGT V8	14	21:29.797	1 lap	2.807	76.48	1:30.093	13
16	55	C	Rob SPENCER	MG BGT V8	14	21:30.902	1 lap	1.105	76.41	1:30.469	5
17	82	C	Sharlie GODDARD	Morgan Plus 8	14	21:34.932	1 lap	4.030	76.18	1:30.081	7
18	27	B	Terry BURROWS	MG B Roadster	14	21:39.871	1 lap	4.939	75.89	1:30.280	11
19	54	C	Philip TISDALL	Morgan Plus 8	14	21:45.564	1 lap	5.693	75.56	1:30.463	10
20	32	B	Alan KYSON	MG BGT V8	14	21:53.715	1 lap	8.151	75.09	1:30.943	13
21	24	B	Bob LINES	MG A Twin Cam	14	22:10.276	1 lap	16.561	74.15	1:32.495	13
22	35	B	Steve CHAPMAN	Triumph TR4	13	19:33.899	2 laps	1 lap	78.03	1:27.544	10
23	22	AB	Brian SMETHURST	MG BGT V8	13	21:46.593	2 laps	2:12.694	70.10	1:37.582	13
24	10	A	Terry SAVORY	MG BGT	13	21:49.848	2 laps	3.255	69.93	1:37.989	10
25	17	B	Richard THORNE	Morgan 4/4	13	21:51.146	2 laps	1.298	69.86	1:37.647	12
26	6	A	Victoria STONES	MG B	13	21:54.962	2 laps	3.816	69.66	1:38.012	9
27	5	A	Bob FISHER	MG B GT	12	21:39.023	3 laps	1 lap	65.09	1:45.279	11

NOT CLASSIFIED

DNC 46	B	Simon CRIPPS	MG B Roadster	10	17:40.487	5 laps	2 laps	66.44	1:28.293	2
DNC 29	B	Edwin DRIVER	Triumph TR2	6	10:14.517	9 laps	4 laps	68.79	1:39.346	2
DNC 92	D	Roy MCCARTHY	MGB GT V8	5	6:56.414	10 laps	1 lap	84.60	1:20.957	3
DNC 97	D	Roger CONNEL	TVR Griffith	4	5:58.117	11 laps	1 lap	78.70	1:27.174	4

FASTEST LAP

92	D	Roy MCCARTHY	MGB GT V8	3	1:20.957		87.03 mph	140.07 kph
58	C	Jeremy KNIGHT	Jaguar D-Type Replica	9	1:24.008		83.87 mph	134.98 kph
31	B	Jonnie WHEELER	MG B Roadster	14	1:25.497		82.41 mph	132.63 kph
2	B	Mike HAZLEWOOD	Triumph TR4	9	1:25.660		82.25 mph	132.38 kph
22	AB	Brian SMETHURST	MG BGT V8	13	1:37.582		72.20 mph	116.20 kph
10	A	Terry SAVORY	MG BGT	10	1:37.989		71.90 mph	115.72 kph

Weather / Track : Bright / Dry

These results are provisional until the conclusion of any judicial and technical matters.

Donington Park National
Circuit Length = 1.9573 miles
Start: 15:12 End: 15:37

Clerk of Course :		Timekeeper :
-------------------	--	--------------

Thoroughbred Sports Cars + BCV8 C & D

RACE 5 - LAP CHART

Lap 1			Lap 2			Lap 3			Lap 4			Lap 5		
No	Behind	Laptime	No	Behind	Laptime	No	Behind	Laptime	No	Behind	Laptime	No	Behind	Laptime
3		1:26.461	3		1:22.787	3		1:22.527	3		1:22.168	92		1:21.548
87	0.833	1:27.294	87	0.948	1:22.902	87	1.219	1:22.798	92	0.923	1:21.427	3	0.201	1:22.672
92	1.684	1:28.145	92	3.234	1:24.337	92	1.664	1:20.957	87	2.201	1:23.150	87	2.351	1:22.621
96	2.900	1:29.361	96	4.463	1:24.350	96	6.352	1:24.416	96	9.190	1:25.006	96	14.095	1:27.376
58	3.600	1:30.061	58	6.170	1:25.357	58	8.862	1:25.219	58	12.747	1:26.053	58	15.325	1:25.049
2	5.654	1:32.115	2	10.662	1:27.795	60	15.273	1:25.951	60	19.337	1:26.232	5	1 LAP	1:48.334
60	6.529	1:32.990	57	11.664	1:27.092	2	16.014	1:27.879	2	20.827	1:26.981	60	23.852	1:26.986
31	7.110	1:33.571	60	11.849	1:28.107	31	17.314	1:27.411	31	21.603	1:26.457	89	24.091	1:24.541
57	7.359	1:33.820	31	12.430	1:28.107	57	17.583	1:28.446	89	22.021	1:25.808	2	25.394	1:27.038
97	8.332	1:34.793	97	12.920	1:27.375	89	18.381	1:27.777	57	22.663	1:27.248	31	26.094	1:26.962
89	8.929	1:35.390	89	13.131	1:26.989	97	19.168	1:28.775	97	24.174	1:27.174	57	27.001	1:26.809
28	9.816	1:36.277	28	14.578	1:27.549	28	19.769	1:27.718	28	24.902	1:27.301	28	28.862	1:26.431
79	10.932	1:37.393	79	16.714	1:28.569	79	22.685	1:28.498	79	29.048	1:28.531	79	35.300	1:28.723
35	11.756	1:38.217	35	17.356	1:28.387	35	23.325	1:28.496	35	29.799	1:28.642	35	35.812	1:28.484
46	12.101	1:38.562	46	17.607	1:28.293	46	23.556	1:28.476	46	29.955	1:28.567	46	36.006	1:28.522
75	12.564	1:39.025	75	18.709	1:28.932	75	24.674	1:28.492	75	30.373	1:27.867	75	36.378	1:28.476
39	13.267	1:39.728	39	19.875	1:29.395	39	27.035	1:29.687	39	34.351	1:29.484	39	41.621	1:29.741
37	14.877	1:41.338	37	23.798	1:31.708	37	33.446	1:32.175	37	42.296	1:31.018	37	50.928	1:31.103
33	16.024	1:42.485	33	25.880	1:32.643	33	34.494	1:31.141	55	43.388	1:30.637	55	51.386	1:30.469
55	16.368	1:42.829	55	26.324	1:32.743	55	34.919	1:31.122	33	43.703	1:31.377	33	51.892	1:30.660
82	18.694	1:45.155	82	28.389	1:32.482	82	38.033	1:32.171	82	48.154	1:32.289	82	58.543	1:32.860
27	19.258	1:45.719	27	29.006	1:32.535	27	38.687	1:32.208	27	48.771	1:32.252	27	59.381	1:33.081
24	19.871	1:46.332	24	30.278	1:33.194	54	41.335	1:32.432	54	50.480	1:31.313	54	59.582	1:31.573
54	20.745	1:47.206	54	31.430	1:33.472	24	42.595	1:34.844	24	54.888	1:34.461	32	1:07.046	1:34.317
32	21.413	1:47.874	32	32.398	1:33.772	32	43.214	1:33.343	32	55.200	1:34.154	24	1:07.311	1:34.894
29	23.995	1:50.456	29	40.554	1:39.346	29	58.848	1:40.821	29	1:17.069	1:40.389			
22	24.925	1:51.386	22	42.357	1:40.219	22	1:00.999	1:41.169	22	1:18.270	1:39.439			
10	25.464	1:51.925	10	43.908	1:41.231	10	1:02.195	1:40.814	10	1:19.702	1:39.675			
17	27.777	1:54.238	17	45.699	1:40.709	17	1:03.171	1:39.999	17	1:20.563	1:39.560			
6	28.360	1:54.821	6	46.248	1:40.675	6	1:03.738	1:40.017	6	1:21.120	1:39.550			
5	30.241	1:56.702	5	52.828	1:45.374	5	1:16.419	1:46.118						

Thoroughbred Sports Cars + BCV8 C & D

RACE 5 - LAP CHART

Lap 6			Lap 7			Lap 8			Lap 9			Lap 10		
No	Behind	Laptime	No	Behind	Laptime	No	Behind	Laptime	No	Behind	Laptime	No	Behind	Laptime
3		1:25.967	3		1:21.838	3		1:24.609	3		1:22.918	3		1:24.655
87	1.059	1:24.876	87	1.347	1:22.126	87	0.645	1:23.907	87	6.935	1:29.208	82	1 LAP	1:30.560
29	1 LAP	1:42.435	96	21.462	1:29.705	24	1 LAP	1:33.923	32	1 LAP	1:33.469	27	1 LAP	1:31.541
22	1 LAP	1:41.733	58	22.049	1:28.701	96	20.711	1:23.858	24	1 LAP	1:33.672	54	1 LAP	1:31.984
17	1 LAP	1:40.675	22	1 LAP	1:39.764	58	21.841	1:24.401	5	2 LAPS	1:51.477	87	6.325	1:24.045
10	1 LAP	1:42.505	89	29.816	1:28.441	89	30.553	1:25.346	96	21.711	1:23.918	32	1 LAP	1:32.274
96	13.595	1:25.668	29	1 LAP	1:41.070	60	33.197	1:26.288	58	22.931	1:24.008	96	21.347	1:24.291
58	15.186	1:26.029	60	31.518	1:29.648	2	34.083	1:26.096	89	32.326	1:24.691	58	23.430	1:25.154
6	1 LAP	1:43.239	31	32.422	1:27.628	31	34.473	1:26.660	60	34.924	1:24.645	24	1 LAP	1:34.864
89	23.213	1:25.290	10	1 LAP	1:40.776	57	34.904	1:26.595	2	36.825	1:25.660	89	32.283	1:24.612
60	23.708	1:26.024	2	32.596	1:28.347	28	42.409	1:30.132	31	37.460	1:25.905	60	35.402	1:25.133
2	26.087	1:26.861	57	32.918	1:27.572	22	1 LAP	1:39.535	57	37.701	1:25.715	5	2 LAPS	1:46.937
31	26.632	1:26.706	17	1 LAP	1:42.939	10	1 LAP	1:38.785	28	48.199	1:28.708	2	37.977	1:25.807
57	27.184	1:26.351	6	1 LAP	1:39.977	17	1 LAP	1:39.631	46	58.966	1:29.783	57	38.746	1:25.700
28	31.372	1:28.678	28	36.886	1:27.352	6	1 LAP	1:39.938	75	1:01.008	1:31.500	31	39.343	1:26.538
79	39.382	1:30.250	79	46.282	1:28.738	79	51.710	1:30.037	22	1 LAP	1:40.897	28	51.701	1:28.157
75	40.204	1:29.994	75	46.972	1:28.606	46	52.101	1:29.494	35	1:02.546	1:30.857	75	1:04.375	1:28.022
46	40.577	1:30.739	46	47.216	1:28.477	75	52.426	1:30.063	79	1:03.352	1:34.560	35	1:05.435	1:27.544
35	40.922	1:31.278	35	47.763	1:28.679	35	54.607	1:31.453	10	1 LAP	1:39.727	79	1:06.874	1:28.177
5	1 LAP	1:50.423	39	53.372	1:29.525	39	58.181	1:29.418	39	1:04.626	1:29.363	39	1:08.869	1:28.898
39	45.685	1:30.232	55	1:05.828	1:30.752	55	1:12.769	1:31.550	17	1 LAP	1:39.574	22	1 LAP	1:38.621
37	56.233	1:31.473	37	1:06.100	1:31.705	33	1:13.249	1:31.445	6	1 LAP	1:40.466	10	1 LAP	1:39.248
55	56.914	1:31.696	33	1:06.413	1:29.902	37	1:14.017	1:32.526	55	1:20.791	1:30.940	17	1 LAP	1:38.448
33	58.349	1:32.625	5	1 LAP	1:46.871	82	1:19.280	1:31.553	33	1:21.725	1:31.394	6	1 LAP	1:38.012
82	1:04.093	1:31.718	82	1:12.336	1:30.081	27	1:20.414	1:31.054	37	1:22.056	1:30.957			
27	1:05.257	1:32.044	27	1:13.969	1:30.550	54	1:21.790	1:31.706						
54	1:05.673	1:32.259	54	1:14.693	1:30.858									
32	1:13.303	1:32.425	32	1:23.924	1:32.459									
24	1:15.121	1:33.978												

Thoroughbred Sports Cars + BCV8 C & D

RACE 5 - LAP CHART

Lap 11			Lap 12			Lap 13			Lap 14			Lap 15		
No	Behind	Laptime	No	Behind	Laptime	No	Behind	Laptime	No	Behind	Laptime	No	Behind	Laptime
3		1:25.665	3		1:26.689	3		1:22.536	3		1:22.715	3		1:24.030
55	1 LAP	1:30.966	22	2 LAPS	1:38.755	87	8.188	1:24.070	79	1 LAP	1:36.161	87	10.064	1:23.777
33	1 LAP	1:30.455	10	2 LAPS	1:37.989	33	1 LAP	1:31.443	87	10.317	1:24.844	79	1 LAP	1:31.647
37	1 LAP	1:31.580	17	2 LAPS	1:38.782	55	1 LAP	1:32.516	5	3 LAPS	1:45.279	33	1 LAP	1:29.945
87	4.735	1:24.075	6	2 LAPS	1:38.832	37	1 LAP	1:31.641	33	1 LAP	1:28.800	96	30.171	1:26.489
82	1 LAP	1:32.030	87	6.654	1:28.608	22	2 LAPS	1:38.793	37	1 LAP	1:30.093	37	1 LAP	1:30.546
27	1 LAP	1:31.175	55	1 LAP	1:32.801	10	2 LAPS	1:39.797	55	1 LAP	1:31.194	55	1 LAP	1:30.687
54	1 LAP	1:30.463	33	1 LAP	1:32.675	82	1 LAP	1:31.182	96	27.712	1:24.737	58	35.414	1:26.983
96	22.037	1:26.355	37	1 LAP	1:31.934	27	1 LAP	1:31.250	82	1 LAP	1:30.269	82	1 LAP	1:31.805
32	1 LAP	1:31.389	82	1 LAP	1:30.777	17	2 LAPS	1:40.416	58	32.461	1:30.476	5	3 LAPS	1:47.902
58	24.024	1:26.259	27	1 LAP	1:30.280	6	2 LAPS	1:39.764	27	1 LAP	1:34.681	27	1 LAP	1:31.501
89	32.944	1:26.326	54	1 LAP	1:31.318	58	24.700	1:24.886	22	2 LAPS	1:38.700	89	45.942	1:29.848
24	1 LAP	1:35.190	96	20.777	1:25.429	54	1 LAP	1:32.597	54	1 LAP	1:34.313	54	1 LAP	1:34.070
60	35.074	1:25.337	58	22.350	1:25.015	96	25.690	1:27.449	10	2 LAPS	1:39.034	22	2 LAPS	1:37.582
2	38.449	1:26.137	32	1 LAP	1:32.439	89	37.514	1:26.101	17	2 LAPS	1:37.647	60	49.048	1:27.560
57	39.421	1:26.340	89	33.949	1:27.694	32	1 LAP	1:31.957	89	40.124	1:25.325	2	51.509	1:27.677
31	39.884	1:26.206	60	40.321	1:31.936	60	43.332	1:25.547	6	2 LAPS	1:41.128	10	2 LAPS	1:38.342
28	54.566	1:28.530	2	40.847	1:29.087	2	44.582	1:26.271	60	45.518	1:24.901	17	2 LAPS	1:38.528
5	2 LAPS	1:47.672	57	41.739	1:29.007	57	45.615	1:26.412	32	1 LAP	1:30.943	57	53.882	1:29.008
75	1:07.294	1:28.584	31	41.812	1:28.617	31	46.360	1:27.084	2	47.862	1:25.995	31	54.106	1:28.994
35	1:07.635	1:27.865	24	1 LAP	1:36.250	24	1 LAP	1:32.667	57	48.904	1:26.004	32	1 LAP	1:32.900
79	1:07.960	1:26.751	46	2 LAPS	4:09.574 P	28	1:00.826	1:27.349	31	49.142	1:25.497	6	2 LAPS	1:38.543
39	1:10.937	1:27.733	28	56.013	1:28.136	75	1:17.429	1:28.423	24	1 LAP	1:32.495	28	1:09.426	1:28.121
			75	1:11.542	1:30.937	39	1:18.535	1:27.213	28	1:05.335	1:27.224	24	1 LAP	1:33.512
			79	1:12.423	1:31.152	35	1:22.407	1:31.980	39	1:23.558	1:27.738	39	1:26.822	1:27.294
			35	1:12.963	1:32.017				75	1:23.890	1:29.176	75	1:28.691	1:28.831
			39	1:13.858	1:29.610									
			5	2 LAPS	1:45.934									

Peter Best Insurance

QUALIFYING FOR RACE 6 - CLASSIFICATION

POS	NO	CL	NAME	NAT	ENTRY	TIME	ON	LAPS	GAP	DIFF	MPH
1	66	C	Simon CRIPPS		MG BGT V8	1:26.827	7	7			81.15
2	11	B	David BROOKE		MG BGT	1:26.916	10	10	0.089	0.089	81.07
3	70	C	Dan LUDLOW		Rover Metro Gti	1:28.254	9	10	1.427	1.338	79.84
4	14	B	Ian WHITT		MG Midget	1:28.421	6	8	1.594	0.167	79.69
5	7	C	Blaine NEAVES		MG B Roadster	1:28.896	6	10	2.069	0.475	79.26
6	57	C	Rob SPENCER		MG BGT V8	1:29.210	1	5	2.383	0.314	78.98
7	37	C	Barry HOLMES		MG BGT V8	1:30.240	8	9	3.413	1.030	78.08
8	74	B	John YEA		MG B Roadster	1:30.997	7	10	4.170	0.757	77.43
9	80	C	Robert BEASLEY		MG Midget	1:31.427	9	9	4.600	0.430	77.07
10	20	C	Ewart KITSON		MG ZS	1:31.517	7	9	4.690	0.090	76.99
11	47	E	Tony HOWE		MG Metro Turbo	1:31.655	3	5	4.828	0.138	76.87
12	15	A	James WALPOLE		MG B Roadster	1:31.859	8	10	5.032	0.204	76.70
13	22	B	Pat FENN		MG BGT V8	1:32.045	6	10	5.218	0.186	76.55
14	17	B	Richard SKINNER		MG B Roadster	1:33.235	7	10	6.408	1.190	75.57
15	18	A	Simon TINKLER		MG BGT	1:33.303	6	7	6.476	0.068	75.52
16	87	B	Ben RODZIEWICZ		MG BGT V8	1:33.482	6	6	6.655	0.179	75.37
17	40	A	Clive JONES		MG BGT	1:33.789	5	9	6.962	0.307	75.12
18	38	A	James DARBY		MG BGT	1:33.812	8	10	6.985	0.023	75.11
19	26	F	Dave BROWN		MG F VVC	1:35.050	6	7	8.223	1.238	74.13
20	44	A	Alan BROOKE		Rover Metro	1:35.177	9	9	8.350	0.127	74.03
21	13	B	Peter BURCHILL		MG ZS	1:36.331	7	9	9.504	1.154	73.14
22	55	B	Niall CAMPBELL		MG C Roadster	1:36.448	9	9	9.621	0.117	73.05
23	60	A	Michael PIGGOTT		MG BGT	1:36.453	6	9	9.626	0.005	73.05
24	31	E	Steve DOWLER		MG Metro	1:37.286	5	9	10.459	0.833	72.42
25	51	F	Kevin STIBBARDS		MG F	1:37.698	6	9	10.871	0.412	72.12
26	9	T	George EDNEY		MG TB	1:37.853	8	9	11.026	0.155	72.00
27	98	T	Nick ASHMAN		MG TF	1:37.956	4	9	11.129	0.103	71.93
28	97	T	Jonathan HARMER		MG TF	1:39.139	5	9	12.312	1.183	71.07
29	8	B	Andrew BARKER		MG B	1:41.497	4	9	14.670	2.358	69.42
30	96	T	Charles HARMER		MG TF	1:44.472	7	9	17.645	2.975	67.44

Weather / Track : Bright / Dry

Donington Park National
Circuit Length = 1.9573 miles
Start: 11:11 End: 11:28

BCV8 Peter Best Insurance

QUALIFYING FOR RACE 6 - LAP ANALYSIS

5	John E WREGHITT		A MG B Roadster			
7	Blaine NEAVES		C MG B Roadster			
1 -	1:45.037	+ 16.141	11:13:36.060	6 -	1:28.896	11:21:31.597
2 -	1:35.687	+ 6.791	11:15:11.747	7 -	1:30.135	+ 1.239
3 -	1:33.147	+ 4.251	11:16:44.894	8 -	1:29.148	+ 0.252
4 -	1:46.047	+ 17.151	11:18:30.941	9 -	1:29.066	+ 0.170
5 -	1:31.760	+ 2.864	11:20:02.701	10 -	1:31.620	+ 2.724
8	Andrew BARKER		B MG B			
1 -	1:51.664	+ 10.167	11:14:03.212	6 -	1:42.967	+ 1.470
2 -	1:47.559	+ 6.062	11:15:50.771	7 -	1:44.192	+ 2.695
3 -	1:42.653	+ 1.156	11:17:33.424	8 -	1:43.946	+ 2.449
4 -	1:41.497		11:19:14.921	9 -	1:41.771	+ 0.274
5 -	1:42.978	+ 1.481	11:20:57.899			
9	George EDNEY		T MG TB			
1 -	1:46.681	+ 8.828	11:13:30.389	6 -	1:38.011	+ 0.158
2 -	1:38.773	+ 0.920	11:15:09.162	7 -	1:38.791	+ 0.938
3 -	1:38.289	+ 0.436	11:16:47.451	8 -	1:37.853	11:25:00.214
4 -	1:38.741	+ 0.888	11:18:26.192	9 -	1:38.897	+ 1.044
5 -	1:39.367	+ 1.514	11:20:05.559			
11	David BROOKE		B MG BGT			
1 -	1:41.277	+ 14.361	11:13:25.941	6 -	1:29.220	+ 2.304
2 -	1:29.159	+ 2.243	11:14:55.100	7 -	1:29.133	+ 2.217
3 -	1:27.908	+ 0.992	11:16:23.008	8 -	1:30.885	+ 3.969
4 -	1:29.356	+ 2.440	11:17:52.364	9 -	1:27.935	+ 1.019
5 -	1:28.040	+ 1.124	11:19:20.404	10 -	1:26.916	11:26:44.493
13	Peter BURCHILL		B MG ZS			
1 -	1:52.207	+ 15.876	11:14:00.364	6 -	1:39.401	+ 3.070
2 -	1:44.251	+ 7.920	11:15:44.615	7 -	1:36.331	11:24:02.381
3 -	1:40.328	+ 3.997	11:17:24.943	8 -	1:38.061	+ 1.730
4 -	1:41.993	+ 5.662	11:19:06.936	9 -	1:37.665	+ 1.334
5 -	1:39.713	+ 3.382	11:20:46.649			
15	James WALPOLE		A MG B Roadster			
1 -	1:36.945	+ 5.086	11:13:21.857	6 -	1:32.210	+ 0.351
2 -	1:32.487	+ 0.628	11:14:54.344	7 -	1:39.080	+ 7.221
3 -	1:32.992	+ 1.133	11:16:27.336	8 -	1:31.859	11:24:14.975
4 -	1:32.208	+ 0.349	11:17:59.544	9 -	1:33.324	+ 1.465
5 -	1:32.282	+ 0.423	11:19:31.826	10 -	1:32.088	+ 0.229
17	Richard SKINNER		B MG B Roadster			
1 -	1:46.254	+ 13.019	11:13:41.882	6 -	1:34.193	+ 0.958
2 -	1:35.716	+ 2.481	11:15:17.598	7 -	1:33.235	11:23:12.075
3 -	1:35.030	+ 1.795	11:16:52.628	8 -	1:34.334	+ 1.099
4 -	1:35.412	+ 2.177	11:18:28.040	9 -	1:34.319	+ 1.084
5 -	1:36.607	+ 3.372	11:20:04.647	10 -	1:48.651	+ 15.416
18	Simon TINKLER		A MG BGT			
1 -	1:46.053	+ 12.750	11:13:35.443	5 -	1:34.336	+ 1.033
2 -	1:37.859	+ 4.556	11:15:13.302	6 -	1:33.303	11:21:32.605
3 -	1:35.123	+ 1.820	11:16:48.425	7 -	1:33.839	+ 0.536
4 -	1:36.541	+ 3.238	11:18:24.966			
20	Ewart KITSON		C MG ZS			
1 -	1:46.620	+ 15.103	11:13:55.229	6 -	1:32.242	+ 0.725
2 -	1:38.726	+ 7.209	11:15:33.955	7 -	1:31.517	11:23:20.271
3 -	1:34.788	+ 3.271	11:17:08.743	8 -	1:33.003	+ 1.486
4 -	1:35.735	+ 4.218	11:18:44.478	9 -	1:32.777	+ 1.260

Donington Park National
 Circuit Length = 1.9573 miles
 Start: 11:11 End: 11:28

Weather / Track : Bright / Dry

BCV8 Peter Best Insurance

QUALIFYING FOR RACE 6 - LAP ANALYSIS

5 -	1:32.034	+ 0.517	11:20:16.512			
22	Pat FENN		B MG BGT V8			
1 -	1:43.292	+ 11.247	11:13:29.153	6 -	1:32.045	11:21:15.031
2 -	1:34.978	+ 2.933	11:15:04.131	7 -	1:32.852	+ 0.807 11:22:47.883
3 -	1:33.722	+ 1.677	11:16:37.853	8 -	1:35.049	+ 3.004 11:24:22.932
4 -	1:32.798	+ 0.753	11:18:10.651	9 -	1:35.876	+ 3.831 11:25:58.808
5 -	1:32.335	+ 0.290	11:19:42.986	10 -	1:33.765	+ 1.720 11:27:32.573
26	Dave BROWN		F MG F VVC			
1 -	1:47.632	+ 12.582	11:14:04.600	5 -	1:37.487	+ 2.437 11:20:41.441
2 -	1:42.962	+ 7.912	11:15:47.562	6 -	1:35.050	11:22:16.491
3 -	1:37.845	+ 2.795	11:17:25.407	7 -	1:35.109	+ 0.059 11:23:51.600
4 -	1:38.547	+ 3.497	11:19:03.954			
31	Steve DOWLER		E MG Metro			
1 -	1:50.073	+ 12.787	11:14:09.157	6 -	1:37.344	+ 0.058 11:22:22.601
2 -	1:40.546	+ 3.260	11:15:49.703	7 -	1:38.266	+ 0.980 11:24:00.867
3 -	1:37.422	+ 0.136	11:17:27.125	8 -	1:38.882	+ 1.596 11:25:39.749
4 -	1:40.846	+ 3.560	11:19:07.971	9 -	1:45.619	+ 8.333 11:27:25.368
5 -	1:37.286		11:20:45.257			
37	Barry HOLMES		C MG BGT V8			
1 -	1:49.024	+ 18.784	11:14:01.956	6 -	1:30.371	+ 0.131 11:21:51.311
2 -	1:41.513	+ 11.273	11:15:43.469	7 -	1:31.246	+ 1.006 11:23:22.557
3 -	1:33.401	+ 3.161	11:17:16.870	8 -	1:30.240	11:24:52.797
4 -	1:31.870	+ 1.630	11:18:48.740	9 -	1:31.555	+ 1.315 11:26:24.352
5 -	1:32.200	+ 1.960	11:20:20.940			
38	James DARBY		A MG BGT			
1 -	1:43.878	+ 10.066	11:13:28.061	6 -	1:34.569	+ 0.757 11:21:29.689
2 -	1:38.121	+ 4.309	11:15:06.182	7 -	1:34.316	+ 0.504 11:23:04.005
3 -	1:35.683	+ 1.871	11:16:41.865	8 -	1:33.812	11:24:37.817
4 -	1:38.305	+ 4.493	11:18:20.170	9 -	1:36.474	+ 2.662 11:26:14.291
5 -	1:34.950	+ 1.138	11:19:55.120	10 -	1:36.654	+ 2.842 11:27:50.945
40	Clive JONES		A MG BGT			
1 -	1:46.717	+ 12.928	11:13:41.395	6 -	1:33.965	+ 0.176 11:21:39.727
2 -	1:38.962	+ 5.173	11:15:20.357	7 -	1:34.978	+ 1.189 11:23:14.705
3 -	1:35.766	+ 1.977	11:16:56.123	8 -	1:34.572	+ 0.783 11:24:49.277
4 -	1:35.850	+ 2.061	11:18:31.973	9 -	1:36.084	+ 2.295 11:26:25.361
5 -	1:33.789		11:20:05.762			
44	Alan BROOKE		A Rover Metro			
1 -	1:44.440	+ 9.263	11:13:37.925	6 -	1:36.747	+ 1.570 11:21:40.559
2 -	1:36.124	+ 0.947	11:15:14.049	7 -	1:38.340	+ 3.163 11:23:18.899
3 -	1:35.504	+ 0.327	11:16:49.553	8 -	1:35.179	+ 0.002 11:24:54.078
4 -	1:37.266	+ 2.089	11:18:26.819	9 -	1:35.177	11:26:29.255
5 -	1:36.993	+ 1.816	11:20:03.812			
47	Tony HOWE		E MG Metro Turbo			
1 -	1:32.251	+ 0.596	11:21:30.552	4 -	1:33.129	+ 1.474 11:26:07.259
2 -	1:31.923	+ 0.268	11:23:02.475	5 -	1:31.909	+ 0.254 11:27:39.168
3 -	1:31.655		11:24:34.130			
51	Kevin STIBBARDS		F MG F			
1 -	1:48.162	+ 10.464	11:14:04.103	6 -	1:37.698	11:22:25.426
2 -	1:42.839	+ 5.141	11:15:46.942	7 -	1:37.894	+ 0.196 11:24:03.320
3 -	1:39.348	+ 1.650	11:17:26.290	8 -	1:37.762	+ 0.064 11:25:41.082
4 -	1:41.902	+ 4.204	11:19:08.192	9 -	1:38.778	+ 1.080 11:27:19.860
5 -	1:39.536	+ 1.838	11:20:47.728			
55	Niall CAMPBELL		B MG C Roadster			
1 -	1:49.699	+ 13.251	11:13:50.504	6 -	1:38.528	+ 2.080 11:22:13.218

Donington Park National
Circuit Length = 1.9573 miles
Start: 11:11 End: 11:28

Weather / Track : Bright / Dry

BCV8 Peter Best Insurance

QUALIFYING FOR RACE 6 - LAP ANALYSIS

2 -	1:45.732	+ 9.284	11:15:36.236	7 -	1:38.332	+ 1.884	11:23:51.550
3 -	1:40.578	+ 4.130	11:17:16.814	8 -	1:37.949	+ 1.501	11:25:29.499
4 -	1:39.843	+ 3.395	11:18:56.657	9 -	1:36.448		11:27:05.947
5 -	1:38.033	+ 1.585	11:20:34.690				
57	Rob SPENCER C MG BGT V8						
1 -	1:29.210		11:21:22.312	4 -	1:33.811	+ 4.601	11:25:59.118
2 -	1:29.419	+ 0.209	11:22:51.731	5 -	1:29.856	+ 0.646	11:27:28.974
3 -	1:33.576	+ 4.366	11:24:25.307				
60	Michael PIGGOTT A MG BGT						
1 -	1:50.152	+ 13.699	11:13:40.473	6 -	1:36.453		11:21:58.648
2 -	1:43.145	+ 6.692	11:15:23.618	7 -	1:36.801	+ 0.348	11:23:35.449
3 -	1:38.876	+ 2.423	11:17:02.494	8 -	1:37.219	+ 0.766	11:25:12.668
4 -	1:41.541	+ 5.088	11:18:44.035	9 -	1:37.575	+ 1.122	11:26:50.243
5 -	1:38.160	+ 1.707	11:20:22.195				
66	Simon CRIPPS C MG BGT V8						
1 -	1:32.216	+ 5.389	11:18:08.506	5 -	1:27.779	+ 0.952	11:24:03.321
2 -	1:28.029	+ 1.202	11:19:36.535	6 -	1:27.797	+ 0.970	11:25:31.118
3 -	1:28.556	+ 1.729	11:21:05.091	7 -	1:26.827		11:26:57.945
4 -	1:30.451	+ 3.624	11:22:35.542				
70	Dan LUDLOW C Rover Metro Gti						
1 -	1:51.908	+ 23.654	11:13:56.769	6 -	1:29.649	+ 1.395	11:21:42.318
2 -	1:37.273	+ 9.019	11:15:34.042	7 -	1:31.483	+ 3.229	11:23:13.801
3 -	1:32.656	+ 4.402	11:17:06.698	8 -	1:30.941	+ 2.687	11:24:44.742
4 -	1:35.185	+ 6.931	11:18:41.883	9 -	1:28.254		11:26:12.996
5 -	1:30.786	+ 2.532	11:20:12.669	10 -	1:30.109	+ 1.855	11:27:43.105
74	John YEA B MG B Roadster						
1 -	1:43.696	+ 12.699	11:13:30.816	6 -	1:31.783	+ 0.786	11:21:18.818
2 -	1:34.821	+ 3.824	11:15:05.637	7 -	1:30.997		11:22:49.815
3 -	1:35.049	+ 4.052	11:16:40.686	8 -	1:35.328	+ 4.331	11:24:25.143
4 -	1:33.536	+ 2.539	11:18:14.222	9 -	1:33.912	+ 2.915	11:25:59.055
5 -	1:32.813	+ 1.816	11:19:47.035	10 -	1:34.047	+ 3.050	11:27:33.102
80	Robert BEASLEY C MG Midget						
1 -	1:48.514	+ 17.087	11:14:08.401	6 -	1:34.239	+ 2.812	11:22:13.164
2 -	1:40.288	+ 8.861	11:15:48.689	7 -	1:33.707	+ 2.280	11:23:46.871
3 -	1:37.692	+ 6.265	11:17:26.381	8 -	1:33.283	+ 1.856	11:25:20.154
4 -	1:36.028	+ 4.601	11:19:02.409	9 -	1:31.427		11:26:51.581
5 -	1:36.516	+ 5.089	11:20:38.925				
87	Ben RODZIEWICZ B MG BGT V8						
1 -	1:37.231	+ 3.749	11:19:34.237	4 -	1:35.145	+ 1.663	11:24:22.277
2 -	1:36.116	+ 2.634	11:21:10.353	5 -	1:35.542	+ 2.060	11:25:57.819
3 -	1:36.779	+ 3.297	11:22:47.132	6 -	1:33.482		11:27:31.301
96	Charles HARMER T MG TF						
1 -	1:55.760	+ 11.288	11:13:58.381	6 -	1:45.852	+ 1.380	11:22:46.595
2 -	1:47.295	+ 2.823	11:15:45.676	7 -	1:44.472		11:24:31.067
3 -	1:44.767	+ 0.295	11:17:30.443	8 -	1:46.476	+ 2.004	11:26:17.543
4 -	1:45.014	+ 0.542	11:19:15.457	9 -	1:45.734	+ 1.262	11:28:03.277
5 -	1:45.286	+ 0.814	11:21:00.743				
97	Jonathan HARMER T MG TF						
1 -	1:47.516	+ 8.377	11:13:46.098	6 -	1:40.109	+ 0.970	11:22:08.037
2 -	1:40.788	+ 1.649	11:15:26.886	7 -	1:40.607	+ 1.468	11:23:48.644
3 -	1:41.829	+ 2.690	11:17:08.715	8 -	1:40.350	+ 1.211	11:25:28.994
4 -	1:40.074	+ 0.935	11:18:48.789	9 -	1:39.991	+ 0.852	11:27:08.985
5 -	1:39.139		11:20:27.928				

Donington Park National
Circuit Length = 1.9573 miles
Start: 11:11 End: 11:28

Weather / Track : Bright / Dry

BCV8 Peter Best Insurance

QUALIFYING FOR RACE 6 - LAP ANALYSIS

98	Nick ASHMAN			T MG TF			
1 -	1:55.729	+ 17.773	11:13:59.479	6 -	1:42.031	+ 4.075	11:22:45.700
2 -	1:54.657	+ 16.701	11:15:54.136	7 -	1:41.072	+ 3.116	11:24:26.772
3 -	1:51.195	+ 13.239	11:17:45.331	8 -	1:39.078	+ 1.122	11:26:05.850
4 -	1:37.956		11:19:23.287	9 -	1:38.501	+ 0.545	11:27:44.351
5 -	1:40.382	+ 2.426	11:21:03.669				

Peter Best Insurance

RACE 6 - GRID AMENDED

ROW 15	1:41.497 8 Andrew BARKER	1:44.472 96 Charles HARMER
ROW 14	1:37.956 98 Nick ASHMAN	1:39.139 97 Jonathan HARMER
ROW 13	1:37.698 51 Kevin STIBBARDS	1:37.853 9 George EDNEY
ROW 12	1:36.453 60 Michael PIGGOTT	1:37.286 31 Steve DOWLER
ROW 11	1:36.331 13 Peter BURCHILL	1:36.448 55 Niall CAMPBELL
ROW 10	1:35.050 26 Dave BROWN	1:35.177 44 Alan BROOKE
ROW 9	1:33.789 40 Clive JONES	1:33.812 38 James DARBY
ROW 8	1:33.303 18 Simon TINKLER	1:33.482 87 Ben RODZIEWICZ
ROW 7	1:32.045 22 Pat FENN	1:33.235 17 Richard SKINNER
ROW 6	1:31.655 47 Tony HOWE	1:31.859 15 James WALPOLE
ROW 5	1:31.427 80 Robert BEASLEY	1:31.517 20 Ewart KITSON
ROW 4	1:30.240 37 Barry HOLMES	1:30.997 74 John YEA
ROW 3	1:28.896 7 Blaine NEAVES	1:29.210 57 Rob SPENCER
ROW 2	1:28.254 70 Dan LUDLOW	1:28.421 14 Ian WHITT
ROW 1	1:26.827 66 Simon CRIPPS	1:26.916 11 David BROOKE
Pole		
		

Donington Park National
Circuit Length = 1.9573 miles

These results are provisional until the conclusion of any judicial and technical matters.

Clerk of Course :

Timekeeper :

Peter Best Insurance
RACE 6 - CLASSIFICATION

POS	NO	CL	NAME	NAT	ENTRY	LAPS	TIME	GAP	DIFF	MPH	BEST	ON
1	66	C	Simon CRIPPS		MG BGT V8	14	20:26.223			80.44	1:25.730	14
2	7	C	Blaine NEAVES		MG B Roadster	14	20:31.158	4.935	4.935	80.12	1:26.159	5
3	70	C	Dan LUDLOW		Rover Metro Gti	14	20:31.307	5.084	0.149	80.11	1:25.366	12
4	11	B	David BROOKE		MG BGT	14	20:34.542	8.319	3.235	79.90	1:26.602	12
5	37	C	Barry HOLMES		MG BGT V8	14	20:50.121	23.898	15.579	78.91	1:27.719	14
6	57	C	Rob SPENCER		MG BGT V8	14	21:03.223	37.000	13.102	78.09	1:28.042	10
7	47	E	Tony HOWE		MG Metro Turbo	14	21:32.365	1:06.142	29.142	76.33	1:30.534	13
8	22	B	Pat FENN		MG BGT V8	14	21:45.878	1:19.655	13.513	75.54	1:31.507	6
9	20	C	Ewart KITSON		MG ZS	14	21:46.240	1:20.017	0.362	75.52	1:31.292	8
10	74	B	John YEA		MG B Roadster	14	21:46.492	1:20.269	0.252	75.50	1:30.761	7
11	87	B	Ben RODZIEWICZ		MG BGT V8	14	21:49.180	1:22.957	2.688	75.35	1:30.649	8
12	15	A	James WALPOLE		MG B Roadster	14	21:50.295	1:24.072	1.115	75.28	1:31.612	14
13	38	A	James DARBY		MG BGT	14	21:52.456	1:26.233	2.161	75.16	1:31.898	9
14	18	A	Simon TINKLER		MG BGT	14	21:54.425	1:28.202	1.969	75.05	1:31.889	12
15	17	B	Richard SKINNER		MG B Roadster	14	21:57.674	1:31.451	3.249	74.86	1:32.185	8
16	14	B	Ian WHITT		MG Midget	14	22:19.111	1:52.888	21.437	73.66	1:27.810	3
17	40	A	Clive JONES		MG BGT	13	20:42.188	1 lap	1 lap	73.74	1:33.389	5
18	44	A	Alan BROOKE		Rover Metro	13	20:44.361	1 lap	2.173	73.61	1:33.516	13
19	5	A	John E WREGHITT		MG B Roadster	13	20:46.361	1 lap	2.000	73.49	1:34.000	13
20	13	B	Peter BURCHILL		MG ZS	13	21:13.809	1 lap	27.448	71.91	1:33.428	12
21	51	F	Kevin STIBBARDS		MG F	13	21:19.083	1 lap	5.274	71.61	1:34.305	4
22	31	E	Steve DOWLER		MG Metro	13	21:20.704	1 lap	1.621	71.52	1:34.369	12
23	55	B	Niall CAMPBELL		MG C Roadster	13	21:25.638	1 lap	4.934	71.25	1:35.777	11
24	9	T	George EDNEY		MG TB	13	21:26.653	1 lap	1.015	71.19	1:35.680	13
25	97	T	Jonathan HARMER		MG TF	13	21:28.371	1 lap	1.718	71.09	1:36.392	13
26	60	A	Michael PIGGOTT		MG BGT	13	21:30.620	1 lap	2.249	70.97	1:36.483	9
27	98	T	Nick ASHMAN		MG TF	13	21:37.475	1 lap	6.855	70.60	1:37.496	9
28	8	B	Andrew BARKER		MG B	12	20:43.553	2 laps	1 lap	67.99	1:39.601	10
29	26	F	Dave BROWN		MG F VVC	11	17:54.913	3 laps	1 lap	72.10	1:35.072	7

NOT CLASSIFIED

DNC 96	T	Charles HARMER	MG TF	9	16:03.616	5 laps	2 laps	65.81	1:42.430	5
DNC 45	A	Alan JONES	Austin Montego Estate	6	10:06.620	8 laps	3 laps	69.69	1:36.889	3
DNC 80	C	Robert BEASLEY	MG Midget	5	7:55.126	9 laps	1 lap	74.15	1:33.195	5

FASTEST LAP

70	C	Dan LUDLOW	Rover Metro Gti	12	1:25.366	82.54 mph	132.83 kph
11	B	David BROOKE	MG BGT	12	1:26.602	81.36 mph	130.94 kph
47	E	Tony HOWE	MG Metro Turbo	13	1:30.534	77.83 mph	125.25 kph
15	A	James WALPOLE	MG B Roadster	14	1:31.612	76.91 mph	123.78 kph
51	F	Kevin STIBBARDS	MG F	4	1:34.305	74.71 mph	120.24 kph
9	T	George EDNEY	MG TB	13	1:35.680	73.64 mph	118.52 kph

Weather / Track : Bright / Dry

These results are provisional until the conclusion of any judicial and technical matters.

Donington Park National
Circuit Length = 1.9573 miles
Start: 15:51 End: 16:14

Clerk of Course :	Timekeeper :
-------------------	--------------

Peter Best Insurance
RACE 6 - LAP CHART

Lap 1			Lap 2			Lap 3			Lap 4			Lap 5		
No	Behind	Laptime	No	Behind	Laptime	No	Behind	Laptime	No	Behind	Laptime	No	Behind	Laptime
66		1:31.170	66		1:27.212	11		1:26.721	66		1:26.931	66		1:26.810
11	1.065	1:32.235	11	1.037	1:27.184	66	0.216	1:27.974	11	0.429	1:27.576	11	0.541	1:26.922
7	2.137	1:33.307	7	2.354	1:27.429	7	1.937	1:27.341	7	2.469	1:27.679	7	1.818	1:26.159
70	3.721	1:34.891	70	3.597	1:27.088	70	2.336	1:26.497	70	2.847	1:27.658	70	2.469	1:26.432
14	4.608	1:35.778	14	5.770	1:28.374	14	5.822	1:27.810	14	6.917	1:28.242	14	8.218	1:28.111
37	5.721	1:36.891	37	7.235	1:28.726	37	8.047	1:28.570	37	9.294	1:28.394	37	10.805	1:28.321
57	5.918	1:37.088	57	8.617	1:29.911	57	10.222	1:29.363	57	12.289	1:29.214	57	15.126	1:29.647
80	6.669	1:37.839	22	13.238	1:32.849	47	17.119	1:30.842	47	20.886	1:30.914	47	25.088	1:31.012
22	7.601	1:38.771	80	13.959	1:34.502	22	20.197	1:34.717	22	25.529	1:32.479	22	31.998	1:33.279
47	8.003	1:39.173	47	14.035	1:33.244	20	20.483	1:33.104	20	26.099	1:32.763	20	32.338	1:33.049
74	8.697	1:39.867	74	14.642	1:33.157	80	21.601	1:35.400	80	28.644	1:34.190	74	34.917	1:33.060
20	9.756	1:40.926	20	15.137	1:32.593	17	22.540	1:34.403	74	28.667	1:33.081	80	35.029	1:33.195
17	10.076	1:41.246	17	15.895	1:33.031	74	22.733	1:35.849	15	29.325	1:33.271	15	35.517	1:33.002
15	10.628	1:41.798	15	16.119	1:32.703	15	23.201	1:34.840	17	29.340	1:33.947	17	36.268	1:33.738
18	11.466	1:42.636	18	18.155	1:33.901	18	24.186	1:33.789	18	30.597	1:33.558	18	38.124	1:34.337
38	12.660	1:43.830	38	18.439	1:32.991	38	24.438	1:33.757	38	30.909	1:33.618	38	38.317	1:34.218
87	14.133	1:45.303	87	21.192	1:34.271	87	27.517	1:34.083	87	34.370	1:34.000	87	40.084	1:32.524
40	14.879	1:46.049	40	22.373	1:34.706	40	29.250	1:34.635	44	36.375	1:34.213	44	43.849	1:34.284
44	15.962	1:47.132	44	23.048	1:34.298	44	29.309	1:34.019	40	37.525	1:35.422	40	44.104	1:33.389
9	16.735	1:47.905	5	26.029	1:35.520	5	32.999	1:34.728	5	40.339	1:34.487	5	48.057	1:34.528
26	16.753	1:47.923	26	26.810	1:37.269	26	35.770	1:36.718	26	44.766	1:36.143	51	54.090	1:35.581
5	17.721	1:48.891	97	29.842	1:38.376	51	38.161	1:35.289	51	45.319	1:34.305	26	54.451	1:36.495
97	18.678	1:49.848	9	30.011	1:40.488	9	41.762	1:39.509	13	52.039	1:36.875	13	1:02.552	1:37.323
13	19.504	1:50.674	13	30.375	1:38.083	13	42.311	1:39.694	55	53.874	1:37.498	55	1:04.401	1:37.337
31	20.455	1:51.625	51	30.630	1:36.422	55	43.523	1:38.834	9	54.109	1:39.494	31	1:06.197	1:37.106
55	21.200	1:52.370	55	32.447	1:38.459	97	44.190	1:42.106	97	55.662	1:38.619	9	1:07.981	1:40.682
51	21.420	1:52.590	31	34.163	1:40.920	31	44.707	1:38.302	31	55.901	1:38.341	97	1:08.000	1:39.148
98	24.464	1:55.634	98	35.222	1:37.970	45	45.743	1:36.889	45	56.389	1:37.793	45	1:08.378	1:38.799
45	24.717	1:55.887	45	36.612	1:39.107	98	46.376	1:38.912	60	57.661	1:37.485	60	1:08.728	1:37.877
60	25.203	1:56.373	60	37.619	1:39.628	60	47.323	1:37.462	98	58.063	1:38.834	98	1:09.173	1:37.920
8	27.028	1:58.198	8	41.347	1:41.531	8	54.387	1:40.798	8	1:07.913	1:40.673	8	1:21.362	1:40.259
96	27.379	1:58.549	96	45.563	1:45.396	96	1:02.113	1:44.308	96	1:17.939	1:42.973			

Donington Park National
Circuit Length = 1.9573 miles
Start: 15:51 End: 16:14

Weather / Track : Bright / Dry

Peter Best Insurance
RACE 6 - LAP CHART

Lap 6			Lap 7			Lap 8			Lap 9			Lap 10		
No	Behind	Laptime	No	Behind	Laptime	No	Behind	Laptime	No	Behind	Laptime	No	Behind	Laptime
66		1:25.867	66		1:27.311	66		1:27.952	66		1:27.652	66		1:27.477
7	3.649	1:27.698	7	3.527	1:27.189	7	3.278	1:27.703	13	1 LAP	1:36.983	26	1 LAP	1:37.075
11	6.028	1:31.354	11	6.766	1:28.049	97	1 LAP	1:39.736	7	6.741	1:31.115	51	1 LAP	1:36.731
96	1 LAP	1:42.430	70	8.459	1:26.428	60	1 LAP	1:38.809	11	8.109	1:30.112	7	6.767	1:27.503
70	9.342	1:32.740	8	1 LAP	1:42.305	11	5.649	1:26.835	70	8.740	1:29.837	70	7.535	1:26.272
14	10.796	1:28.445	14	11.852	1:28.367	70	6.555	1:26.048	55	1 LAP	1:41.180	11	7.841	1:27.209
37	13.062	1:28.124	37	13.738	1:27.987	98	1 LAP	1:40.103	9	1 LAP	1:38.772	13	1 LAP	1:37.408
57	19.050	1:29.791	57	21.287	1:29.548	14	13.912	1:30.012	31	1 LAP	1:40.519	14	20.532	1:33.118
47	30.050	1:30.829	96	1 LAP	1:43.381	37	14.566	1:28.780	97	1 LAP	1:37.131	37	21.497	1:33.237
22	37.638	1:31.507	47	33.772	1:31.033	57	23.085	1:29.750	14	14.891	1:28.631	55	1 LAP	1:39.264
20	38.007	1:31.536	22	42.851	1:32.524	8	1 LAP	1:40.729	37	15.737	1:28.823	9	1 LAP	1:38.720
74	40.646	1:31.596	74	44.096	1:30.761	47	41.689	1:35.869	60	1 LAP	1:38.187	31	1 LAP	1:39.646
15	41.466	1:31.816	20	44.404	1:33.708	96	1 LAP	1:47.406	98	1 LAP	1:37.871	97	1 LAP	1:36.801
17	43.113	1:32.712	15	45.808	1:31.653	22	47.298	1:32.399	57	24.189	1:28.756	57	24.754	1:28.042
18	44.976	1:32.719	17	48.350	1:32.548	20	47.744	1:31.292	47	47.005	1:32.968	60	1 LAP	1:36.483
38	45.287	1:32.837	87	50.595	1:31.815	74	48.467	1:32.323	8	1 LAP	1:55.008	98	1 LAP	1:37.496
87	46.091	1:31.874	18	51.285	1:33.620	15	49.630	1:31.774	22	52.401	1:32.755	47	51.864	1:32.336
44	52.524	1:34.542	38	51.487	1:33.511	17	52.583	1:32.185	20	52.823	1:32.731	22	57.015	1:32.091
40	52.665	1:34.428	40	1:00.590	1:35.236	87	53.292	1:30.649	74	53.435	1:32.620	20	57.379	1:32.033
5	57.867	1:35.677	44	1:00.768	1:35.555	18	55.504	1:32.171	15	57.056	1:35.078	74	57.837	1:31.879
51	1:03.002	1:34.779	5	1:04.724	1:34.168	38	56.832	1:33.297	17	58.000	1:33.069	87	1:03.013	1:31.830
26	1:03.810	1:35.226	51	1:11.062	1:35.371	44	1:07.608	1:34.792	87	58.660	1:33.020	15	1:04.508	1:34.929
13	1:14.074	1:37.389	26	1:11.571	1:35.072	40	1:07.859	1:35.221	96	1 LAP	1:44.457	17	1:04.609	1:34.086
55	1:15.640	1:37.106	13	1:23.597	1:36.834	5	1:11.523	1:34.751	18	1:00.276	1:32.424	8	1 LAP	1:41.838
31	1:16.725	1:36.395	55	1:24.681	1:36.352	26	1:20.628	1:37.009	38	1:01.078	1:31.898	18	1:05.191	1:32.392
9	1:18.715	1:36.601	31	1:26.025	1:36.611	51	1:21.478	1:38.368	40	1:15.364	1:35.157	38	1:05.690	1:32.089
45	1:20.656	1:38.145	9	1:27.679	1:36.275				44	1:16.072	1:36.116	40	1:22.268	1:34.381
97	1:20.684	1:38.551							5	1:19.042	1:35.171	44	1:23.706	1:35.111
60	1:21.737	1:38.876										5	1:25.891	1:34.326
98	1:22.223	1:38.917										96	1 LAP	1:54.716 P

Peter Best Insurance
RACE 6 - LAP CHART

Lap 11			Lap 12			Lap 13			Lap 14		
No	Behind	Laptime	No	Behind	Laptime	No	Behind	Laptime	No	Behind	Laptime
66		1:28.962	66		1:27.796	66		1:27.379	66		1:25.730
7	4.768	1:26.963	40	1 LAP	1:35.221	8	2 LAPS	1:41.386	7	4.935	1:27.285
70	6.986	1:28.413	44	1 LAP	1:34.628	7	3.380	1:26.356	70	5.084	1:27.098
11	7.853	1:28.974	5	1 LAP	1:34.749	70	3.716	1:26.539	11	8.319	1:27.523
26	1 LAP	1:36.028	7	4.403	1:27.431	11	6.526	1:27.246	40	1 LAP	1:34.441
51	1 LAP	1:37.149	70	4.556	1:25.366	40	1 LAP	1:33.902	8	2 LAPS	1:41.227
37	20.857	1:28.322	11	6.659	1:26.602	44	1 LAP	1:36.155	44	1 LAP	1:33.516
14	21.355	1:29.785	37	21.518	1:28.457	5	1 LAP	1:35.365	5	1 LAP	1:34.000
13	1 LAP	1:36.429	26	1 LAP	1:39.955	37	21.909	1:27.770	37	23.898	1:27.719
57	27.033	1:31.241	51	1 LAP	1:38.551	57	31.933	1:29.577	57	37.000	1:30.797
55	1 LAP	1:36.678	14	22.694	1:29.135	51	1 LAP	1:39.590	13	1 LAP	1:36.535
31	1 LAP	1:36.636	57	29.735	1:30.498	13	1 LAP	1:33.428	51	1 LAP	1:44.357
9	1 LAP	1:38.333	13	1 LAP	1:36.154	14	41.694	1:46.379	31	1 LAP	1:34.792
97	1 LAP	1:37.313	55	1 LAP	1:35.777	31	1 LAP	1:34.369	55	1 LAP	1:37.399
60	1 LAP	1:36.919	31	1 LAP	1:35.442	55	1 LAP	1:37.384	9	1 LAP	1:35.680
98	1 LAP	1:38.387	9	1 LAP	1:37.908	9	1 LAP	1:36.286	97	1 LAP	1:36.392
47	53.904	1:31.002	97	1 LAP	1:37.550	97	1 LAP	1:36.800	60	1 LAP	1:38.282
22	1:01.059	1:33.006	60	1 LAP	1:37.322	60	1 LAP	1:36.917	47	1:06.142	1:31.655
20	1:01.494	1:33.077	98	1 LAP	1:38.005	98	1 LAP	1:37.980	98	1 LAP	1:39.446
74	1:01.747	1:32.872	47	57.062	1:30.954	47	1:00.217	1:30.534	22	1:19.655	1:32.970
87	1:08.307	1:34.256	22	1:06.980	1:33.717	20	1:12.060	1:31.834	20	1:20.017	1:33.687
15	1:09.419	1:33.873	20	1:07.605	1:33.907	22	1:12.415	1:32.814	74	1:20.269	1:33.543
17	1:10.144	1:34.497	74	1:07.953	1:34.002	74	1:12.456	1:31.882	87	1:22.957	1:31.551
38	1:10.318	1:33.590	87	1:12.407	1:31.896	87	1:17.136	1:32.108	15	1:24.072	1:31.612
18	1:11.186	1:34.957	15	1:13.778	1:32.155	15	1:18.190	1:31.791	38	1:26.233	1:32.265
8	1 LAP	1:39.601	17	1:14.835	1:32.487	38	1:19.698	1:32.155	18	1:28.202	1:32.079
			38	1:14.922	1:32.400	18	1:21.853	1:33.953	17	1:31.451	1:34.550
			18	1:15.279	1:31.889	17	1:22.631	1:35.175	14	1:52.888	2:36.924

Power Torque Morgan Challenge

QUALIFYING FOR RACE 7 - CLASSIFICATION

POS	NO	CL	NAME	ENTRY	TIME	ON	LAPS	GAP	DIFF	MPH
1	29	A	Keith AHLERS	Morgan Plus 8	1:17.695	5	6			90.69
2	69	A	Phil HOLLINS	Morgan Plus 8	1:20.437	3	11	2.742	2.742	87.60
3	13	B	Chris ACKLAM	Morgan Plus 8	1:21.811	7	11	4.116	1.374	86.12
4	66	B	Andrew THOMPSON	Morgan Roadster	1:21.886	11	11	4.191	0.075	86.05
5	99	I	Matthew WURR	Morgan Plus 8	1:22.010	10	11	4.315	0.124	85.92
6	85	B	Andy S GREEN	Morgan Plus 8	1:22.260	7	11	4.565	0.250	85.65
7	96	B	Peter HENRY	Morgan Plus 8	1:22.851	9	10	5.156	0.591	85.04
8	87	B	Tony LEES	Morgan Plus 8	1:22.934	7	10	5.239	0.083	84.96
9	89	B	John EMBERSON	Morgan Roadster	1:23.621	8	10	5.926	0.687	84.26
10	19	F	Richard PLANT	Morgan Plus 8	1:23.787	3	8	6.092	0.166	84.09
11	60	B	Tim PEARCE	Morgan Plus 8	1:23.981	9	10	6.286	0.194	83.90
12	90	R	Tony RIVERS	Morgan Roadster	1:24.587	10	10	6.892	0.606	83.30
13	6	R	Simon OREBI GANN	Morgan Roadster	1:24.868	10	10	7.173	0.281	83.02
14	30	R	Daniel LEE	Morgan Roadster	1:26.025	9	10	8.330	1.157	81.91
15	75	R	Andrew POTTER	Morgan Roadster	1:26.646	8	9	8.951	0.621	81.32
16	71	R	Kelvin LAIDLAW	Morgan Roadster	1:26.847	6	9	9.152	0.201	81.13
17	34	B	Peter SARGEANT	Morgan Plus 8	1:27.535	9	10	9.840	0.688	80.49
18	79	R	Ulrich VIERHAUS	Morgan Roadster	1:28.031	9	9	10.336	0.496	80.04
19	14	C	Tim CLARK	Morgan Plus 8	1:29.174	10	10	11.479	1.143	79.01
20	5	C	Philip TISDALL	Morgan Plus 8	1:29.201	4	10	11.506	0.027	78.99
21	4	C	Jonathan EDWARDS	Morgan Plus 8	1:29.223	5	9	11.528	0.022	78.97
22	55	A	Kathy SHERRY	Morgan Plus 8	1:29.444	9	10	11.749	0.221	78.77
23	78	R	Roger WHITESIDE	Morgan Roadster	1:29.572	4	9	11.877	0.128	78.66
24	28	C	Sharlie GODDARD	Morgan Plus 8	1:29.733	6	10	12.038	0.161	78.52
25	56	C	Steve MCDONALD	Morgan Plus 8	1:30.340	2	2	12.645	0.607	77.99
26	61	R	Simon BAINES	Morgan Roadster	1:30.608	8	9	12.913	0.268	77.76
27	32	D	Andy FAULDS	Morgan Plus 8	1:38.057	3	9	20.362	7.449	71.85
28	47	R	Peter RAFTER	Morgan Roadster	1:49.204	3	4	31.509	11.147	64.52
29	72	R	Peter COLE	Morgan Roadster	1:50.404	4	4	32.709	1.200	63.82

Weather / Track : Bright / Dry

These results are provisional until the conclusion of any judicial and technical matters.

Donington Park National
Circuit Length = 1.9573 miles
Start: 11:30 End: 11:52

Clerk of Course :	Timekeeper :
-------------------	--------------

Power Torque Morgan Challenge

QUALIFYING FOR RACE 7 - LAP ANALYSIS

4	Jonathan EDWARDS		C Morgan Plus 8				
1 -	1:49.242	+ 20.019	11:33:36.742	6 -	1:29.991	+ 0.768	11:41:25.319
2 -	1:35.792	+ 6.569	11:35:12.534	7 -	1:31.525	+ 2.302	11:42:56.844
3 -	1:31.421	+ 2.198	11:36:43.955	8 -	1:30.371	+ 1.148	11:44:27.215
4 -	1:42.150	+ 12.927	11:38:26.105	9 -	1:35.835	+ 6.612	11:46:03.050
5 -	1:29.223		11:39:55.328				
5	Philip TISDALL		C Morgan Plus 8				
1 -	1:35.671	+ 6.470	11:33:11.532	6 -	1:29.750	+ 0.549	11:40:46.855
2 -	1:30.756	+ 1.555	11:34:42.288	7 -	1:34.565	+ 5.364	11:42:21.420
3 -	1:33.916	+ 4.715	11:36:16.204	8 -	1:29.646	+ 0.445	11:43:51.066
4 -	1:29.201		11:37:45.405	9 -	1:30.011	+ 0.810	11:45:21.077
5 -	1:31.700	+ 2.499	11:39:17.105	10 -	1:32.436	+ 3.235	11:46:53.513
6	Simon OREBI GANN		R Morgan Roadster				
1 -	1:38.748	+ 13.880	11:33:03.144	6 -	1:30.210	+ 5.342	11:40:20.953
2 -	1:29.445	+ 4.577	11:34:32.589	7 -	1:30.820	+ 5.952	11:41:51.773
3 -	1:25.458	+ 0.590	11:35:58.047	8 -	1:25.152	+ 0.284	11:43:16.925
4 -	1:26.978	+ 2.110	11:37:25.025	9 -	1:25.233	+ 0.365	11:44:42.158
5 -	1:25.718	+ 0.850	11:38:50.743	10 -	1:24.868		11:46:07.026
13	Chris ACKLAM		B Morgan Plus 8				
1 -	1:46.173	+ 24.362	11:33:02.538	7 -	1:21.811		11:41:31.253
2 -	1:28.175	+ 6.364	11:34:30.713	8 -	1:23.059	+ 1.248	11:42:54.312
3 -	1:25.404	+ 3.593	11:35:56.117	9 -	1:24.491	+ 2.680	11:44:18.803
4 -	1:24.854	+ 3.043	11:37:20.971	10 -	1:24.081	+ 2.270	11:45:42.884
5 -	1:22.942	+ 1.131	11:38:43.913	11 -	1:24.049	+ 2.238	11:47:06.933
6 -	1:25.529	+ 3.718	11:40:09.442				
14	Tim CLARK		C Morgan Plus 8				
1 -	1:38.673	+ 9.499	11:33:14.096	6 -	1:30.548	+ 1.374	11:40:58.771
2 -	1:34.411	+ 5.237	11:34:48.507	7 -	1:39.922	+ 10.748	11:42:38.693
3 -	1:31.835	+ 2.661	11:36:20.342	8 -	1:36.135	+ 6.961	11:44:14.828
4 -	1:31.990	+ 2.816	11:37:52.332	9 -	1:33.150	+ 3.976	11:45:47.978
5 -	1:35.891	+ 6.717	11:39:28.223	10 -	1:29.174		11:47:17.152
19	Richard PLANT		F Morgan Plus 8				
1 -	3:17.236	+ 1:53.449	11:34:34.520	5 -	1:25.899	+ 2.112	11:41:42.865
2 -	1:25.382	+ 1.595	11:35:59.902	6 -	1:24.104	+ 0.317	11:43:06.969
3 -	1:23.787		11:37:23.689	7 -	1:24.231	+ 0.444	11:44:31.200
4 -	2:53.277	+ 1:29.490	11:40:16.966	8 -	1:30.252	+ 6.465	11:46:01.452
29	Keith AHLERS		A Morgan Plus 8				
1 -	1:43.758	+ 26.063	11:32:55.053	4 -	1:19.927	+ 2.232	11:36:52.217
2 -	1:19.510	+ 1.815	11:34:14.563	5 -	1:17.695		11:38:09.912
3 -	1:17.727	+ 0.032	11:35:32.290	6 -	1:18.233	+ 0.538	11:39:28.145
30	Daniel LEE		R Morgan Roadster				
1 -	1:37.530	+ 11.505	11:33:07.651	6 -	1:29.509	+ 3.484	11:40:37.674
2 -	1:28.774	+ 2.749	11:34:36.425	7 -	1:50.762	+ 24.737	11:42:28.436
3 -	1:29.921	+ 3.896	11:36:06.346	8 -	1:44.607	+ 18.582	11:44:13.043
4 -	1:29.459	+ 3.434	11:37:35.805	9 -	1:26.025		11:45:39.068
5 -	1:32.360	+ 6.335	11:39:08.165	10 -	1:26.094	+ 0.069	11:47:05.162
32	Andy FAULDS		D Morgan Plus 8				
1 -	1:48.904	+ 10.847	11:33:33.817	6 -	1:41.410	+ 3.353	11:41:55.118
2 -	1:40.197	+ 2.140	11:35:14.014	7 -	1:39.356	+ 1.299	11:43:34.474
3 -	1:38.057		11:36:52.071	8 -	1:39.615	+ 1.558	11:45:14.089
4 -	1:40.501	+ 2.444	11:38:32.572	9 -	1:40.975	+ 2.918	11:46:55.064
5 -	1:41.136	+ 3.079	11:40:13.708				
34	Peter SARGEANT		B Morgan Plus 8				
1 -	1:44.528	+ 16.993	11:33:25.399	6 -	1:28.441	+ 0.906	11:40:55.731

Donington Park National
Circuit Length = 1.9573 miles
Start: 11:30 End: 11:52

Weather / Track : Bright / Dry

Power Torque Morgan Challenge

QUALIFYING FOR RACE 7 - LAP ANALYSIS

2 -	1:33.534	+ 5.999	11:34:58.933	7 -	1:30.830	+ 3.295	11:42:26.561
3 -	1:30.871	+ 3.336	11:36:29.804	8 -	1:29.846	+ 2.311	11:43:56.407
4 -	1:28.937	+ 1.402	11:37:58.741	9 -	1:27.535		11:45:23.942
5 -	1:28.549	+ 1.014	11:39:27.290	10 -	1:28.708	+ 1.173	11:46:52.650
47	Peter RAFTER R Morgan Roadster						
1 -	1:59.118	+ 9.914	11:40:31.290	3 -	1:49.204		11:44:13.002
2 -	1:52.508	+ 3.304	11:42:23.798	4 -	1:53.766	+ 4.562	11:46:06.768
55	Kathy SHERRY A Morgan Plus 8						
1 -	1:40.828	+ 11.384	11:33:10.344	6 -	1:32.576	+ 3.132	11:40:50.440
2 -	1:30.753	+ 1.309	11:34:41.097	7 -	1:36.841	+ 7.397	11:42:27.281
3 -	1:32.686	+ 3.242	11:36:13.783	8 -	1:33.386	+ 3.942	11:44:00.667
4 -	1:30.949	+ 1.505	11:37:44.732	9 -	1:29.444		11:45:30.111
5 -	1:33.132	+ 3.688	11:39:17.864	10 -	1:30.962	+ 1.518	11:47:01.073
56	Steve MCDONALD C Morgan Plus 8						
1 -	1:34.925	+ 4.585	11:33:49.685	2 -	1:30.340		11:35:20.025
60	Tim PEARCE B Morgan Plus 8						
1 -	1:41.721	+ 17.740	11:33:04.909	6 -	1:41.309	+ 17.328	11:40:36.010
2 -	1:30.180	+ 6.199	11:34:35.089	7 -	1:26.861	+ 2.880	11:42:02.871
3 -	1:26.695	+ 2.714	11:36:01.784	8 -	1:24.535	+ 0.554	11:43:27.406
4 -	1:24.642	+ 0.661	11:37:26.426	9 -	1:23.981		11:44:51.387
5 -	1:28.275	+ 4.294	11:38:54.701	10 -	1:24.309	+ 0.328	11:46:15.696
61	Simon BAINES R Morgan Roadster						
1 -	1:47.271	+ 16.663	11:34:35.062	6 -	1:31.574	+ 0.966	11:42:29.550
2 -	1:41.964	+ 11.356	11:36:17.026	7 -	1:34.265	+ 3.657	11:44:03.815
3 -	1:33.838	+ 3.230	11:37:50.864	8 -	1:30.608		11:45:34.423
4 -	1:32.025	+ 1.417	11:39:22.889	9 -	1:31.694	+ 1.086	11:47:06.117
5 -	1:35.087	+ 4.479	11:40:57.976				
66	Andrew THOMPSON B Morgan Roadster						
1 -	1:46.269	+ 24.383	11:33:01.679	7 -	1:22.527	+ 0.641	11:41:37.034
2 -	1:28.606	+ 6.720	11:34:30.285	8 -	1:22.410	+ 0.524	11:42:59.444
3 -	1:25.336	+ 3.450	11:35:55.621	9 -	1:23.097	+ 1.211	11:44:22.541
4 -	1:25.168	+ 3.282	11:37:20.789	10 -	1:23.971	+ 2.085	11:45:46.512
5 -	1:24.630	+ 2.744	11:38:45.419	11 -	1:21.886		11:47:08.398
6 -	1:29.088	+ 7.202	11:40:14.507				
69	Phil HOLLINS A Morgan Plus 8						
1 -	1:44.840	+ 24.403	11:32:56.601	7 -	1:21.245	+ 0.808	11:41:09.457
2 -	1:23.645	+ 3.208	11:34:20.246	8 -	1:21.044	+ 0.607	11:42:30.501
3 -	1:20.437		11:35:40.683	9 -	1:25.060	+ 4.623	11:43:55.561
4 -	1:21.294	+ 0.857	11:37:01.977	10 -	1:23.707	+ 3.270	11:45:19.268
5 -	1:24.129	+ 3.692	11:38:26.106	11 -	1:23.844	+ 3.407	11:46:43.112
6 -	1:22.106	+ 1.669	11:39:48.212				
71	Kelvin LAIDLAW R Morgan Roadster						
1 -	1:32.657	+ 5.810	11:34:16.144	6 -	1:26.847		11:41:39.044
2 -	1:29.954	+ 3.107	11:35:46.098	7 -	1:27.433	+ 0.586	11:43:06.477
3 -	1:27.649	+ 0.802	11:37:13.747	8 -	1:27.010	+ 0.163	11:44:33.487
4 -	1:29.817	+ 2.970	11:38:43.564	9 -	1:30.791	+ 3.944	11:46:04.278
5 -	1:28.633	+ 1.786	11:40:12.197				
72	Peter COLE R Morgan Roadster						
1 -	1:58.142	+ 7.738	11:40:32.761	3 -	1:53.689	+ 3.285	11:44:18.558
2 -	1:52.108	+ 1.704	11:42:24.869	4 -	1:50.404		11:46:08.962
75	Andrew POTTER R Morgan Roadster						
1 -	1:35.580	+ 8.934	11:34:21.487	6 -	1:27.162	+ 0.516	11:41:52.378
2 -	1:29.535	+ 2.889	11:35:51.022	7 -	1:27.413	+ 0.767	11:43:19.791
3 -	1:31.047	+ 4.401	11:37:22.069	8 -	1:26.646		11:44:46.437

Donington Park National
Circuit Length = 1.9573 miles
Start: 11:30 End: 11:52

Weather / Track : Bright / Dry

Power Torque Morgan Challenge
QUALIFYING FOR RACE 7 - LAP ANALYSIS

4 -	1:29.732	+ 3.086	11:38:51.801	9 -	1:27.663	+ 1.017	11:46:14.100
5 -	1:33.415	+ 6.769	11:40:25.216				
78	Roger WHITESIDE		R	Morgan Roadster			
1 -	1:37.243	+ 7.671	11:34:32.346	6 -	1:34.375	+ 4.803	11:42:12.389
2 -	1:33.084	+ 3.512	11:36:05.430	7 -	1:32.128	+ 2.556	11:43:44.517
3 -	1:29.908	+ 0.336	11:37:35.338	8 -	1:31.116	+ 1.544	11:45:15.633
4 -	1:29.572		11:39:04.910	9 -	1:32.281	+ 2.709	11:46:47.914
5 -	1:33.104	+ 3.532	11:40:38.014				
79	Ulrich VIERHAUS		R	Morgan Roadster			
1 -	1:31.584	+ 3.553	11:34:12.823	6 -	1:29.909	+ 1.878	11:41:46.874
2 -	1:29.871	+ 1.840	11:35:42.694	7 -	1:28.160	+ 0.129	11:43:15.034
3 -	1:28.754	+ 0.723	11:37:11.448	8 -	1:28.970	+ 0.939	11:44:44.004
4 -	1:31.801	+ 3.770	11:38:43.249	9 -	1:28.031		11:46:12.035
5 -	1:33.716	+ 5.685	11:40:16.965				
85	Andy S GREEN		B	Morgan Plus 8			
1 -	1:46.789	+ 24.529	11:33:00.738	7 -	1:22.260		11:41:32.520
2 -	1:28.746	+ 6.486	11:34:29.484	8 -	1:23.200	+ 0.940	11:42:55.720
3 -	1:25.231	+ 2.971	11:35:54.715	9 -	1:22.897	+ 0.637	11:44:18.617
4 -	1:24.371	+ 2.111	11:37:19.086	10 -	1:23.760	+ 1.500	11:45:42.377
5 -	1:23.117	+ 0.857	11:38:42.203	11 -	1:23.991	+ 1.731	11:47:06.368
6 -	1:28.057	+ 5.797	11:40:10.260				
87	Tony LEES		B	Morgan Plus 8			
1 -	1:35.864	+ 12.930	11:33:05.327	6 -	1:27.567	+ 4.633	11:40:15.849
2 -	1:29.840	+ 6.906	11:34:35.167	7 -	1:22.934		11:41:38.783
3 -	1:26.083	+ 3.149	11:36:01.250	8 -	1:23.982	+ 1.048	11:43:02.765
4 -	1:23.298	+ 0.364	11:37:24.548	9 -	1:23.227	+ 0.293	11:44:25.992
5 -	1:23.734	+ 0.800	11:38:48.282	10 -	1:23.265	+ 0.331	11:45:49.257
89	John EMBERSON		B	Morgan Roadster			
1 -	1:35.665	+ 12.044	11:33:06.256	6 -	1:42.017	+ 18.396	11:40:37.277
2 -	1:29.581	+ 5.960	11:34:35.837	7 -	1:42.301	+ 18.680	11:42:19.578
3 -	1:28.110	+ 4.489	11:36:03.947	8 -	1:23.621		11:43:43.199
4 -	1:25.157	+ 1.536	11:37:29.104	9 -	1:27.137	+ 3.516	11:45:10.336
5 -	1:26.156	+ 2.535	11:38:55.260	10 -	1:24.246	+ 0.625	11:46:34.582
90	Tony RIVERS		R	Morgan Roadster			
1 -	1:34.986	+ 10.399	11:33:08.804	6 -	1:30.503	+ 5.916	11:40:37.349
2 -	1:28.680	+ 4.093	11:34:37.484	7 -	1:27.500	+ 2.913	11:42:04.849
3 -	1:29.935	+ 5.348	11:36:07.419	8 -	1:26.842	+ 2.255	11:43:31.691
4 -	1:30.875	+ 6.288	11:37:38.294	9 -	1:24.657	+ 0.070	11:44:56.348
5 -	1:28.552	+ 3.965	11:39:06.846	10 -	1:24.587		11:46:20.935
96	Peter HENRY		B	Morgan Plus 8			
1 -	1:45.592	+ 22.741	11:33:04.101	6 -	1:26.323	+ 3.472	11:40:17.489
2 -	1:31.371	+ 8.520	11:34:35.472	7 -	1:23.521	+ 0.670	11:41:41.010
3 -	1:26.782	+ 3.931	11:36:02.254	8 -	1:23.826	+ 0.975	11:43:04.836
4 -	1:24.450	+ 1.599	11:37:26.704	9 -	1:22.851		11:44:27.687
5 -	1:24.462	+ 1.611	11:38:51.166	10 -	1:26.661	+ 3.810	11:45:54.348
99	Matthew WURR		I	Morgan Plus 8			
1 -	1:47.390	+ 25.380	11:33:00.191	7 -	1:23.608	+ 1.598	11:41:28.533
2 -	1:28.931	+ 6.921	11:34:29.122	8 -	1:22.520	+ 0.510	11:42:51.053
3 -	1:25.220	+ 3.210	11:35:54.342	9 -	1:22.475	+ 0.465	11:44:13.528
4 -	1:23.751	+ 1.741	11:37:18.093	10 -	1:22.010		11:45:35.538
5 -	1:23.044	+ 1.034	11:38:41.137	11 -	1:24.201	+ 2.191	11:46:59.739
6 -	1:23.788	+ 1.778	11:40:04.925				

Power Torque Morgan Challenge

RACE 7 - GRID AMENDED

ROW 15	1:50.404 72 Peter COLE		
ROW 14		1:38.057 32 Andy FAULDS	1:49.204 47 Peter RAFTER
ROW 13	1:30.340 56 Steve MCDONALD		1:30.608 61 Simon BAINES
ROW 12		1:29.572 78 Roger WHITESIDE	1:29.733 28 Sharlie GODDARD
ROW 11	1:29.223 4 Jonathan EDWARDS		1:29.444 55 Kathy SHERRY
ROW 10		1:29.174 14 Tim CLARK	1:29.201 5 Philip TISDALL
ROW 9	1:27.535 34 Peter SARGEANT		1:28.031 79 Ulrich VIERHAUS
ROW 8		1:26.646 75 Andrew POTTER	1:26.847 71 Kelvin LAIDLAW
ROW 7	1:24.868 6 Simon OREBI GANN		1:26.025 30 Daniel LEE
ROW 6		1:23.981 60 Tim PEARCE	1:24.587 90 Tony RIVERS
ROW 5	1:23.621 89 John EMBERSON		1:23.787 19 Richard PLANT
ROW 4		1:22.851 96 Peter HENRY	1:22.934 87 Tony LEES
ROW 3	1:22.010 99 Matthew WURR		1:22.260 85 Andy S GREEN
ROW 2		1:21.811 13 Chris ACKLAM	1:21.886 66 Andrew THOMPSON
ROW 1	1:17.695 29 Keith AHLERS		1:20.437 69 Phil HOLLINS

Pole

Donington Park National
Circuit Length = 1.9573 miles

These results are provisional until the conclusion of any judicial and technical matters.

Clerk of Course :

Timekeeper :

Power Torque Morgan Challenge

RACE 7 - CLASSIFICATION

POS	NO	CL	NAME	ENTRY	LAPS	TIME	GAP	DIFF	MPH	BEST	ON
1	29	A	Keith AHLERS	Morgan Plus 8	23	30:14.956			89.29	1:17.628	3
2	69	A	Phil HOLLINS	Morgan Plus 8	23	31:25.423	1:10.467	1:10.467	85.95	1:20.749	18
3	13	B	Chris ACKLAM	Morgan Plus 8	22	30:20.156	1 lap	1 lap	85.16	1:21.670	4
4	87	B	Tony LEES	Morgan Plus 8	22	30:45.295	1 lap	25.139	84.00	1:22.414	8
5	89	B	John EMBERSON	Morgan Roadster	22	31:07.540	1 lap	22.245	83.00	1:23.285	15
6	19	F	Richard PLANT	Morgan Plus 8	22	31:15.595	1 lap	8.055	82.65	1:22.431	20
7	60	B	Tim PEARCE	Morgan Plus 8	22	31:21.031	1 lap	5.436	82.41	1:21.992	10
8	90	R	Tony RIVERS	Morgan Roadster	22	31:22.319	1 lap	1.288	82.35	1:23.831	22
9	6	R	Simon OREBI GANN	Morgan Roadster	22	31:23.303	1 lap	0.984	82.31	1:23.191	22
10	71	R	Kelvin LAIDLAW	Morgan Roadster	22	31:37.453	1 lap	14.150	81.69	1:24.756	8
11	96	B	Peter HENRY	Morgan Plus 8	21	30:26.291	2 laps	1 lap	81.02	1:23.090	17
12	30	R	Daniel LEE	Morgan Roadster	21	30:52.705	2 laps	26.414	79.86	1:25.045	5
13	34	B	Peter SARGEANT	Morgan Plus 8	21	30:58.193	2 laps	5.488	79.63	1:26.342	20
14	75	R	Andrew POTTER	Morgan Roadster	21	30:58.794	2 laps	0.601	79.60	1:26.324	19
15	78	R	Roger WHITESIDE	Morgan Roadster	21	31:02.975	2 laps	4.181	79.42	1:25.695	13
16	79	R	Ulrich VIERHAUS	Morgan Roadster	21	31:03.197	2 laps	0.222	79.41	1:25.881	18
17	4	C	Jonathan EDWARDS	Morgan Plus 8	21	31:05.708	2 laps	2.511	79.31	1:22.914	15
18	14	C	Tim CLARK	Morgan Plus 8	21	31:29.392	2 laps	23.684	78.31	1:27.530	12
19	56	C	Steve MCDONALD	Morgan Plus 8	21	31:29.561	2 laps	0.169	78.31	1:26.400	20
20	28	C	Sharlie GODDARD	Morgan Plus 8	21	31:30.617	2 laps	1.056	78.26	1:26.838	21
21	5	C	Philip TISDALL	Morgan Plus 8	20	30:18.726	3 laps	1 lap	77.48	1:27.588	12
22	61	R	Simon BAINES	Morgan Roadster	20	30:27.835	3 laps	9.109	77.10	1:27.497	16
23	32	D	Andy FAULDS	Morgan Plus 8	18	30:31.263	5 laps	2 laps	69.26	1:36.728	2
24	72	R	Peter COLE	Morgan Roadster	18	30:40.087	5 laps	8.824	68.92	1:37.876	13
25	47	R	Peter RAFTER	Morgan Roadster	18	31:05.707	5 laps	25.620	67.98	1:40.627	18
26	99	I	Matthew WURR	Morgan Plus 8	10	14:26.581	13 laps	8 laps	81.31	1:24.059	2

NOT CLASSIFIED

DNC	66	B	Andrew THOMPSON	Morgan Roadster	14	20:02.474	9 laps	0.000	82.03	1:22.950	10
DNC	85	B	Andy S GREEN	Morgan Plus 8	12	17:00.081	11 laps	2 laps	82.89	1:22.545	8
DNC	55	A	Kathy SHERRY	Morgan Plus 8	10	15:17.653	13 laps	2 laps	76.78	1:28.425	10

FASTEST LAP

29	A	Keith AHLERS	Morgan Plus 8	3	1:17.628	90.77 mph	146.08 kph
13	B	Chris ACKLAM	Morgan Plus 8	4	1:21.670	86.27 mph	138.85 kph
19	F	Richard PLANT	Morgan Plus 8	20	1:22.431	85.48 mph	137.56 kph
4	C	Jonathan EDWARDS	Morgan Plus 8	15	1:22.914	84.98 mph	136.76 kph
6	R	Simon OREBI GANN	Morgan Roadster	22	1:23.191	84.70 mph	136.31 kph
99	I	Matthew WURR	Morgan Plus 8	2	1:24.059	83.82 mph	134.90 kph
32	D	Andy FAULDS	Morgan Plus 8	2	1:36.728	72.84 mph	117.23 kph

Weather / Track : Bright / Dry

These results are provisional until the conclusion of any judicial and technical matters.

Donington Park National
Circuit Length = 1.9573 miles
Start: 16:26 End: 16:58

Clerk of Course :

Timekeeper :

Power Torque Morgan Challenge

RACE 7 - LAP CHART

Lap 1			Lap 2			Lap 3			Lap 4			Lap 5		
No	Behind	Laptime	No	Behind	Laptime	No	Behind	Laptime	No	Behind	Laptime	No	Behind	Laptime
29		1:21.903	29		1:17.761	29		1:17.628	29		1:21.322	29		1:17.847
69	3.205	1:25.108	69	6.259	1:20.815	69	9.957	1:21.326	47	1 LAP	1:45.311	32	1 LAP	1:43.188
13	4.340	1:26.243	13	8.317	1:21.738	13	12.428	1:21.739	72	1 LAP	1:44.916	69	15.200	1:22.979
99	5.627	1:27.530	99	11.925	1:24.059	99	19.582	1:25.285	69	10.068	1:21.433	13	17.190	1:22.261
66	7.319	1:29.222	96	14.148	1:24.498	87	20.435	1:23.633	13	12.776	1:21.670	72	1 LAP	1:40.565
96	7.411	1:29.314	87	14.430	1:23.920	85	20.906	1:23.727	99	22.813	1:24.553	99	29.288	1:24.322
85	7.903	1:29.806	85	14.807	1:24.665	66	22.974	1:24.415	87	23.601	1:24.488	87	29.924	1:24.170
87	8.271	1:30.174	66	16.187	1:26.629	89	24.158	1:24.118	85	24.033	1:24.449	85	30.458	1:24.272
89	10.520	1:32.423	89	17.668	1:24.909	90	26.846	1:25.371	66	26.108	1:24.456	66	31.476	1:23.215
90	10.803	1:32.706	90	19.103	1:26.061	19	26.847	1:24.930	89	26.279	1:23.443	89	31.850	1:23.418
19	11.252	1:33.155	19	19.545	1:26.054	60	28.317	1:25.408	90	30.234	1:24.710	47	1 LAP	1:47.198
60	12.061	1:33.964	60	20.537	1:26.237	6	29.089	1:24.205	60	31.948	1:24.953	60	38.839	1:24.738
71	13.462	1:35.365	6	22.512	1:26.510	71	31.448	1:26.207	19	32.438	1:26.913	90	39.346	1:26.959
6	13.763	1:35.666	71	22.869	1:27.168	30	32.714	1:25.814	6	33.280	1:25.513	19	39.610	1:25.019
30	15.228	1:37.131	30	24.528	1:27.061	34	37.519	1:28.796	71	35.685	1:25.559	6	39.965	1:24.532
34	15.764	1:37.667	34	26.351	1:28.348	75	39.001	1:28.792	30	36.524	1:25.132	71	42.934	1:25.096
75	17.056	1:38.959	75	27.837	1:28.542	79	42.134	1:29.346	34	45.063	1:28.866	30	43.722	1:25.045
14	18.346	1:40.249	79	30.416	1:29.129	5	47.326	1:31.792	75	45.784	1:28.105	34	55.349	1:28.133
5	18.710	1:40.613	5	33.162	1:32.213	14	47.787	1:31.908	79	49.815	1:29.003	75	56.072	1:28.135
79	19.048	1:40.951	14	33.507	1:32.922	4	48.030	1:31.730	14	56.718	1:30.253	79	1:00.602	1:28.634
4	19.563	1:41.466	4	33.928	1:32.126	56	48.689	1:31.448	5	57.265	1:31.261	14	1:09.031	1:30.160
28	20.909	1:42.812	28	34.486	1:31.338	78	49.851	1:31.439	4	57.673	1:30.965	4	1:09.032	1:29.206
78	21.760	1:43.663	56	34.869	1:30.536	28	50.340	1:33.482	56	58.027	1:30.660	5	1:10.599	1:31.181
56	22.094	1:43.997	78	36.040	1:32.041	55	50.991	1:31.893	78	58.444	1:29.915	56	1:10.841	1:30.661
55	22.854	1:44.757	55	36.726	1:31.633	61	52.478	1:32.133	28	59.260	1:30.242	78	1:11.388	1:30.791
61	24.784	1:46.687	61	37.973	1:30.950	96	52.850	1:56.330	96	59.581	1:28.053	96	1:11.637	1:29.903
32	25.781	1:47.684	32	44.748	1:36.728	32	1:09.299	1:42.179	55	1:00.815	1:31.146	55	1:13.074	1:30.106
47	31.704	1:53.607	47	59.585	1:45.642				61	1:01.783	1:30.627	28	1:13.578	1:32.165
72	32.296	1:54.199	72	1:00.509	1:45.974							61	1:14.239	1:30.303

Power Torque Morgan Challenge

RACE 7 - LAP CHART

Lap 6			Lap 7			Lap 8			Lap 9			Lap 10		
No	Behind	Laptime	No	Behind	Laptime	No	Behind	Laptime	No	Behind	Laptime	No	Behind	Laptime
29		1:17.644	29		1:22.918	29		1:18.279	29		1:19.479	29		1:17.912
69	19.032	1:21.476	55	1 LAP	1:30.286	79	1 LAP	1:32.108	34	1 LAP	1:28.175	30	1 LAP	1:26.672
13	21.655	1:22.109	5	1 LAP	1:33.587	47	2 LAPS	1:45.086	75	1 LAP	1:28.509	34	1 LAP	1:28.657
87	36.573	1:24.293	28	1 LAP	1:30.913	96	1 LAP	1:24.887	96	1 LAP	1:24.648	75	1 LAP	1:29.486
85	36.783	1:23.969	61	1 LAP	1:31.098	4	1 LAP	1:28.816	79	1 LAP	1:28.135	96	1 LAP	1:25.461
99	37.691	1:26.047	69	17.785	1:21.671	78	1 LAP	1:27.592	78	1 LAP	1:26.884	79	1 LAP	1:28.221
66	39.059	1:25.227	13	20.525	1:21.788	14	1 LAP	1:28.726	4	1 LAP	1:28.911	32	2 LAPS	1:40.119
89	39.285	1:25.079	87	36.316	1:22.661	56	1 LAP	1:29.138	72	2 LAPS	1:42.773	78	1 LAP	1:27.202
32	1 LAP	1:43.822	85	36.610	1:22.745	55	1 LAP	1:28.515	14	1 LAP	1:29.637	4	1 LAP	1:27.959
60	46.738	1:25.543	99	39.071	1:24.298	5	1 LAP	1:30.135	56	1 LAP	1:30.125	69	30.677	1:23.157
19	50.634	1:28.668	66	39.904	1:23.763	28	1 LAP	1:30.175	55	1 LAP	1:29.240	14	1 LAP	1:30.930
90	51.474	1:29.772	89	40.207	1:23.840	61	1 LAP	1:30.046	69	25.432	1:23.853	56	1 LAP	1:30.837
6	51.785	1:29.464	60	48.132	1:24.312	69	21.058	1:21.552	5	1 LAP	1:31.399	13	34.769	1:23.453
71	52.485	1:27.195	19	52.949	1:25.233	13	24.605	1:22.359	28	1 LAP	1:31.576	55	1 LAP	1:31.652
72	1 LAP	1:43.530	90	53.778	1:25.222	87	40.451	1:22.414	13	29.228	1:24.102	28	1 LAP	1:28.915
30	58.139	1:32.061	6	54.175	1:25.308	85	40.876	1:22.545	47	2 LAPS	1:44.833	5	1 LAP	1:31.029
47	1 LAP	1:42.751	71	55.215	1:25.648	99	45.193	1:24.401	61	1 LAP	1:32.900	61	1 LAP	1:29.355
34	1:05.764	1:28.059	32	1 LAP	1:40.969	89	46.576	1:24.648	87	44.131	1:23.159	72	2 LAPS	1:45.630
75	1:06.713	1:28.285	30	1:06.023	1:30.802	66	51.275	1:29.650	85	44.493	1:23.096	87	49.097	1:22.878
79	1:10.852	1:27.894	34	1:11.826	1:28.980	60	54.551	1:24.698	99	50.680	1:24.966	85	49.349	1:22.768
4	1:19.422	1:28.034	75	1:12.179	1:28.384	19	58.930	1:24.260	89	51.026	1:23.929	47	2 LAPS	1:41.743
96	1:20.866	1:26.873	72	1 LAP	1:41.646	90	59.521	1:24.022	66	56.038	1:24.242	89	58.929	1:25.815
14	1:21.560	1:30.173				6	1:00.122	1:24.226	60	57.541	1:22.469	66	1:01.076	1:22.950
78	1:21.976	1:28.232				71	1:01.692	1:24.756	19	1:03.556	1:24.105	60	1:01.621	1:21.992
56	1:21.989	1:28.792				30	1:15.836	1:28.092	90	1:03.951	1:23.909	19	1:09.347	1:23.703
						32	1 LAP	1:40.109	6	1:04.721	1:24.078	90	1:09.914	1:23.875
									71	1:07.270	1:25.057	6	1:10.797	1:23.988
												99	1:13.888	1:41.120 P
												71	1:14.952	1:25.594

Power Torque Morgan Challenge

RACE 7 - LAP CHART

Lap 11			Lap 12			Lap 13			Lap 14			Lap 15		
No	Behind	Laptime	No	Behind	Laptime	No	Behind	Laptime	No	Behind	Laptime	No	Behind	Laptime
29		1:17.669	29		1:18.003	29		1:18.859	29		1:18.205	29		1:18.185
30	1 LAP	1:26.832	47	3 LAPS	1:45.508	19	1 LAP	1:24.432	89	1 LAP	1:25.302	28	2 LAPS	1:27.237
34	1 LAP	1:27.752	71	1 LAP	1:25.626	90	1 LAP	1:25.025	60	1 LAP	1:25.269	89	1 LAP	1:24.836
96	1 LAP	1:24.323	30	1 LAP	1:26.639	6	1 LAP	1:25.208	66	1 LAP	1:25.431	60	1 LAP	1:24.647
75	1 LAP	1:28.041	96	1 LAP	1:26.076	71	1 LAP	1:26.430	19	1 LAP	1:24.078	5	2 LAPS	1:30.332
79	1 LAP	1:28.518	34	1 LAP	1:27.847	72	3 LAPS	1:41.306	90	1 LAP	1:24.777	61	2 LAPS	1:29.676
69	35.394	1:22.386	75	1 LAP	1:27.842	47	3 LAPS	1:41.691	6	1 LAP	1:24.604	19	1 LAP	1:23.601
78	1 LAP	1:28.791	69	39.427	1:22.036	30	1 LAP	1:27.182	32	3 LAPS	1:43.325	90	1 LAP	1:24.400
4	1 LAP	1:28.486	79	1 LAP	1:28.239	96	1 LAP	1:24.423	71	1 LAP	1:25.943	6	1 LAP	1:24.810
13	39.902	1:22.802	13	43.858	1:21.959	69	41.830	1:21.262	72	3 LAPS	1:39.855	66	1 LAP	1:34.906 P
14	1 LAP	1:28.126	78	1 LAP	1:26.801	34	1 LAP	1:28.508	30	1 LAP	1:28.121	71	1 LAP	1:25.208
56	1 LAP	1:28.914	4	1 LAP	1:27.885	75	1 LAP	1:27.250	69	44.614	1:20.989	32	3 LAPS	1:40.392
32	2 LAPS	1:40.341	14	1 LAP	1:28.116	13	46.955	1:21.956	96	1 LAP	1:26.136	69	49.529	1:23.100
55	1 LAP	1:28.425	56	1 LAP	1:26.720	79	1 LAP	1:28.081	47	3 LAPS	1:42.289	96	1 LAP	1:25.357
28	1 LAP	1:28.291	87	1:03.053	1:25.783	78	1 LAP	1:27.697	13	51.583	1:22.833	30	1 LAP	1:31.363
5	1 LAP	1:28.536	28	1 LAP	1:33.711	4	1 LAP	1:27.018	34	1 LAP	1:28.129	13	56.204	1:22.806
61	1 LAP	1:28.571	5	1 LAP	1:33.259	14	1 LAP	1:27.530	75	1 LAP	1:28.006	72	3 LAPS	1:41.044
87	55.273	1:23.845	32	2 LAPS	1:40.827	56	1 LAP	1:28.324	79	1 LAP	1:27.844	34	1 LAP	1:29.198
85	55.606	1:23.926	61	1 LAP	1:33.677	87	1:07.409	1:23.215	78	1 LAP	1:25.695	75	1 LAP	1:29.212
89	1:06.055	1:24.795	85	1:11.716	1:34.113 P	28	1 LAP	1:27.783	4	1 LAP	1:27.089	78	1 LAP	1:27.711
66	1:06.563	1:23.156	89	1:12.648	1:24.596	5	1 LAP	1:27.588	14	1 LAP	1:27.743	79	1 LAP	1:28.821
60	1:07.278	1:23.326	60	1:13.579	1:24.304	61	1 LAP	1:28.161	87	1:11.973	1:22.769	47	3 LAPS	1:41.197
72	2 LAPS	1:41.268	66	1:13.772	1:25.212				56	1 LAP	1:28.062	87	1:17.235	1:23.447
19	1:16.095	1:24.417										4	1 LAP	1:31.159
90	1:17.253	1:25.008												
6	1:17.461	1:24.333												

Power Torque Morgan Challenge

RACE 7 - LAP CHART

Lap 16			Lap 17			Lap 18			Lap 19			Lap 20		
No	Behind	Laptime	No	Behind	Laptime	No	Behind	Laptime	No	Behind	Laptime	No	Behind	Laptime
29		1:19.519	29		1:18.768	29		1:18.494	29		1:18.594	29		1:18.147
14	2 LAPS	1:28.267	79	2 LAPS	1:27.146	34	2 LAPS	1:27.169	30	2 LAPS	1:26.968	30	2 LAPS	1:26.568
56	2 LAPS	1:27.447	4	2 LAPS	1:22.914	75	2 LAPS	1:27.090	34	2 LAPS	1:27.488	87	1 LAP	1:24.411
89	1 LAP	1:23.285	87	1 LAP	1:23.423	78	2 LAPS	1:26.133	75	2 LAPS	1:27.282	34	2 LAPS	1:27.620
28	2 LAPS	1:26.883	14	2 LAPS	1:31.538	87	1 LAP	1:23.846	87	1 LAP	1:23.509	75	2 LAPS	1:27.922
60	1 LAP	1:24.207	56	2 LAPS	1:30.923	79	2 LAPS	1:26.879	78	2 LAPS	1:28.009	79	2 LAPS	1:25.881
5	2 LAPS	1:28.244	47	4 LAPS	1:41.525	4	2 LAPS	1:27.724	79	2 LAPS	1:26.861	78	2 LAPS	1:26.726
61	2 LAPS	1:27.767	89	1 LAP	1:24.476	72	4 LAPS	1:39.927	4	2 LAPS	1:27.319	4	2 LAPS	1:27.147
19	1 LAP	1:23.596	28	2 LAPS	1:28.957	14	2 LAPS	1:28.199	32	4 LAPS	1:44.835	89	1 LAP	1:24.318
6	1 LAP	1:23.733	60	1 LAP	1:31.305	89	1 LAP	1:26.033	89	1 LAP	1:25.931	14	2 LAPS	1:29.553
90	1 LAP	1:24.965	19	1 LAP	1:25.976	56	2 LAPS	1:28.995	14	2 LAPS	1:28.599	56	2 LAPS	1:29.496
71	1 LAP	1:26.053	6	1 LAP	1:24.828	28	2 LAPS	1:27.232	56	2 LAPS	1:27.939	60	1 LAP	1:24.722
69	51.563	1:21.553	90	1 LAP	1:24.898	60	1 LAP	1:25.887	28	2 LAPS	1:27.261	19	1 LAP	1:25.663
96	1 LAP	1:24.139	5	2 LAPS	1:31.649	19	1 LAP	1:25.736	60	1 LAP	1:26.143	32	4 LAPS	1:41.143
32	3 LAPS	1:41.058	71	1 LAP	1:26.046	6	1 LAP	1:24.860	19	1 LAP	1:26.581	6	1 LAP	1:25.175
13	59.142	1:22.457	61	2 LAPS	1:41.822	90	1 LAP	1:25.098	6	1 LAP	1:25.682	28	2 LAPS	1:27.847
30	1 LAP	1:27.830	69	54.022	1:21.227	47	4 LAPS	1:42.047	90	1 LAP	1:24.777	90	1 LAP	1:25.333
34	1 LAP	1:27.866	13	1:02.966	1:22.592	5	2 LAPS	1:28.354	72	4 LAPS	1:41.319	69	1:01.936	1:21.163
75	1 LAP	1:28.097	96	1 LAP	1:24.772	71	1 LAP	1:25.489	5	2 LAPS	1:28.702	5	2 LAPS	1:30.156
72	3 LAPS	1:37.876	30	1 LAP	1:30.980	61	2 LAPS	1:27.497	71	1 LAP	1:26.103	71	1 LAP	1:25.992
78	1 LAP	1:26.855	32	3 LAPS	1:39.402	69	56.277	1:20.749	69	58.920	1:21.237	72	4 LAPS	1:40.343
						13	1:06.918	1:22.446	61	2 LAPS	1:29.737	61	2 LAPS	1:27.549
						96	1 LAP	1:23.090	47	4 LAPS	1:42.494	13	1:15.150	1:22.434
									13	1:10.863	1:22.539	96	1 LAP	1:24.004
									96	1 LAP	1:23.419			

Power Torque Morgan Challenge

RACE 7 - LAP CHART

Lap 21			Lap 22			Lap 23		
No	Behind	Laptime	No	Behind	Laptime	No	Behind	Laptime
29		1:20.085	29		1:18.573	29		1:19.162
47	5 LAPS	1:41.248	13	1 LAP	1:24.754	5	3 LAPS	1:29.375
30	2 LAPS	1:26.707	61	3 LAPS	1:29.633	13	1 LAP	1:23.116
87	1 LAP	1:22.994	96	2 LAPS	1:24.833	96	2 LAPS	1:25.752
34	2 LAPS	1:26.591	72	5 LAPS	1:38.606	61	3 LAPS	1:29.646
75	2 LAPS	1:26.324	87	1 LAP	1:22.810	32	5 LAPS	1:42.472
78	2 LAPS	1:26.192	47	5 LAPS	1:40.910	72	5 LAPS	1:39.310
79	2 LAPS	1:26.999	30	2 LAPS	1:28.685	87	1 LAP	1:23.453
4	2 LAPS	1:27.228	34	2 LAPS	1:26.342	30	2 LAPS	1:27.020
89	1 LAP	1:24.120	75	2 LAPS	1:26.542	34	2 LAPS	1:28.002
19	1 LAP	1:22.431	78	2 LAPS	1:25.884	75	2 LAPS	1:27.989
60	1 LAP	1:27.620	79	2 LAPS	1:25.907	78	2 LAPS	1:28.722
14	2 LAPS	1:29.752	4	2 LAPS	1:26.344	79	2 LAPS	1:28.600
90	1 LAP	1:27.333	89	1 LAP	1:24.302	47	5 LAPS	1:40.627
6	1 LAP	1:27.849	19	1 LAP	1:23.209	4	2 LAPS	1:26.182
56	2 LAPS	1:32.084	60	1 LAP	1:24.891	89	1 LAP	1:23.924
28	2 LAPS	1:28.834	90	1 LAP	1:24.267	19	1 LAP	1:23.835
69	1:04.519	1:22.668	6	1 LAP	1:25.540	60	1 LAP	1:24.396
71	1 LAP	1:25.686	14	2 LAPS	1:28.646	90	1 LAP	1:23.831
32	4 LAPS	1:42.670	56	2 LAPS	1:26.400	6	1 LAP	1:23.191
5	2 LAPS	1:29.321	69	1:07.108	1:21.162	69	1:10.467	1:22.521
			28	2 LAPS	1:28.125	14	2 LAPS	1:28.365
			71	1 LAP	1:25.486	56	2 LAPS	1:28.063
						28	2 LAPS	1:26.838
						71	1 LAP	1:25.746