



# MG LIVE

**Silverstone International**

**10<sup>th</sup> / 11<sup>th</sup> & 12<sup>th</sup> July 2009**



**Results Provided by Timing Solutions Ltd**  
[www.tsl-timing.com](http://www.tsl-timing.com)

**Coys Double 60 Race for Pre66 Sports & GT Cars**  
**QUALIFYING - RACE 4 - CLASSIFICATION**

POS	NO	CL	NAME	ENTRY	TIME	ON	LAPS	GAP	DIFF	MPH
1	28		John CLARK	E-Type	1:38.759	3	14			81.98
2	1		WINDSOR-PRICE/EDWARDS	Rejo	1:41.411	13	13	2.652	2.652	79.83
3	59		KING/WORTHINGTON	Aston Martin DB4	1:42.567	13	13	3.808	1.156	78.93
4	44		PEARCY/COTTINGHAM	MGB	1:44.866	10	13	6.107	2.299	77.20
5	4		SALVAGE/PATTINSON	TVR Griffith	1:45.019	5	11	6.260	0.153	77.09
6	27		Neil CUNNINGHAM	E-Type Freddie Owen Special	1:45.305	12	14	6.546	0.286	76.88
7	21		VAN LANSCHOT/LE BLANC	Austin Healey 3000 Le Mans	1:46.409	6	11	7.650	1.104	76.08
8	37		Gavin HENDERSON	Austin Healey 3000	1:46.868	11	13	8.109	0.459	75.76
9	99		BIANCHI/BIANCHI	MGB	1:47.951	3	13	9.192	1.083	75.00
10	31		JOHNSON/SURTEES	MGB	1:48.366	3	13	9.607	0.415	74.71
11	29		Ivan DUTTON	Lotus 11	1:49.577	3	12	10.818	1.211	73.88
12	24		MILLIGAN/POOLE	HWM Jaguar WORKS	1:50.135	12	12	11.376	0.558	73.51
13	19		KIRKPATRICK/KIRKPATRICK	MGB	1:51.032	4	12	12.273	0.897	72.91
14	17		TAYLOR/JAMIESON	Lotus 15	1:51.555	10	10	12.796	0.523	72.57
15	39		SIDERY-SMITH/ROGERS	MGB Le Mans	1:52.983	10	12	14.224	1.428	71.66
16	7		WINDSOR-PRICE/HANS	Bocar	1:53.074	1	4	14.315	0.091	71.60
17	35		Robert GATE	E-Type	1:56.123	12	13	17.364	3.049	69.72

Car 17 - Transponder not working - FIX OR YOU WILL BE IGNORED IN THE RACE

Cars 27 & 37 - Transponder batteries low - please charge

Weather / Track : Bright / Dry

These results are provisional until the conclusion of any judicial and technical matters.

Silverstone International  
 Circuit Length = 2.2490 miles  
 Start: 13:02 End: 13:29

Clerk of Course :		Timekeeper :
-------------------	--	--------------

**Coys Double 60 Race for Pre66 Sports & GT Cars**  
**QUALIFYING - RACE 4 - LAP ANALYSIS**

<b>tbc</b>	<b>BRYANT/BRYANT</b>			<b>AC Cobra</b>			
<b>1</b>	<b>WINDSOR-PRICE/EDWARDS</b>			<b>Rejo</b>			
1 -	1:59.318	+ 17.907	13:05:23.742	8 -	2:58.675	+ 1:17.264	13:19:25.382
2 -	1:50.204	+ 8.793	13:07:13.946	9 -	1:41.865	+ 0.454	13:21:07.247
3 -	1:47.314	+ 5.903	13:09:01.260	10 -	1:41.820	+ 0.409	13:22:49.067
4 -	1:50.221	+ 8.810	13:10:51.481	11 -	1:42.660	+ 1.249	13:24:31.727
5 -	1:49.277	+ 7.866	13:12:40.758	12 -	1:41.542	+ 0.131	13:26:13.269
6 -	1:47.001	+ 5.590	13:14:27.759	13 -	<b>1:41.411</b>		<b>13:27:54.680</b>
7 -	1:58.948 P	+ 17.537	13:16:26.707				
<b>4</b>	<b>SALVAGE/PATTINSON</b>			<b>TVR Griffith</b>			
1 -	1:54.760	+ 9.741	13:05:17.634	7 -	3:49.570	+ 2:04.551	13:18:10.283
2 -	1:46.099	+ 1.080	13:07:03.733	8 -	1:49.303	+ 4.284	13:19:59.586
3 -	1:45.509	+ 0.490	13:08:49.242	9 -	1:51.010	+ 5.991	13:21:50.596
4 -	1:45.331	+ 0.312	13:10:34.573	10 -	1:50.228	+ 5.209	13:23:40.824
5 -	<b>1:45.019</b>		<b>13:12:19.592</b>	11 -	2:00.826 P	+ 15.807	13:25:41.650
6 -	2:01.121 P	+ 16.102	13:14:20.713				
<b>7</b>	<b>WINDSOR-PRICE/HANS</b>			<b>Bocar</b>			
1 -	<b>1:53.074</b>		<b>13:08:59.457</b>	3 -	10:27.701	+ 8:34.627	13:21:29.376
2 -	2:02.218 P	+ 9.144	13:11:01.675	4 -	2:09.959 P	+ 16.885	13:23:39.335
<b>17</b>	<b>TAYLOR/JAMIESON</b>			<b>Lotus 15</b>			
1 -	1:59.371	+ 7.816	13:07:43.717	6 -	1:58.701	+ 7.146	13:17:18.759
2 -	1:54.896	+ 3.341	13:09:38.613	7 -	6:10.535	+ 4:18.980	13:23:29.294
3 -	1:53.642	+ 2.087	13:11:32.255	8 -	1:53.754	+ 2.199	13:25:23.048
4 -	1:52.846	+ 1.291	13:13:25.101	9 -	1:54.417	+ 2.862	13:27:17.465
5 -	1:54.957	+ 3.402	13:15:20.058	10 -	<b>1:51.555</b>		<b>13:29:09.020</b>
<b>19</b>	<b>KIRKPATRICK/KIRKPATRICK</b>			<b>MGB</b>			
1 -	1:58.786	+ 7.754	13:05:24.852	7 -	2:05.351	+ 14.319	13:18:41.135
2 -	1:55.563	+ 4.531	13:07:20.415	8 -	2:02.231	+ 11.199	13:20:43.366
3 -	1:51.069	+ 0.037	13:09:11.484	9 -	2:05.425	+ 14.393	13:22:48.791
4 -	<b>1:51.032</b>		<b>13:11:02.516</b>	10 -	2:02.559	+ 11.527	13:24:51.350
5 -	2:01.965 P	+ 10.933	13:13:04.481	11 -	2:06.139	+ 15.107	13:26:57.489
6 -	3:31.303	+ 1:40.271	13:16:35.784	12 -	2:03.307	+ 12.275	13:29:00.796
<b>21</b>	<b>VAN LANSCHOT/LE BLANC</b>			<b>Austin Healey 3000 Le Mans</b>			
1 -	1:57.762	+ 11.353	13:05:34.307	7 -	2:00.955 P	+ 14.546	13:16:31.967
2 -	1:49.852	+ 3.443	13:07:24.159	8 -	3:36.973	+ 1:50.564	13:20:08.940
3 -	1:46.862	+ 0.453	13:09:11.021	9 -	1:52.871	+ 6.462	13:22:01.811
4 -	1:46.696	+ 0.287	13:10:57.717	10 -	1:54.388	+ 7.979	13:23:56.199
5 -	1:46.886	+ 0.477	13:12:44.603	11 -	2:04.897 P	+ 18.488	13:26:01.096
6 -	<b>1:46.409</b>		<b>13:14:31.012</b>				
<b>24</b>	<b>MILLIGAN/POOLE</b>			<b>HWM Jaguar WORKS</b>			
1 -	1:58.063	+ 7.928	13:05:34.023	7 -	3:36.972	+ 1:46.837	13:18:52.952
2 -	1:53.984	+ 3.849	13:07:28.007	8 -	1:55.789	+ 5.654	13:20:48.741
3 -	1:55.134	+ 4.999	13:09:23.141	9 -	1:52.725	+ 2.590	13:22:41.466
4 -	1:53.034	+ 2.899	13:11:16.175	10 -	1:50.598	+ 0.463	13:24:32.064
5 -	1:53.598	+ 3.463	13:13:09.773	11 -	1:50.458	+ 0.323	13:26:22.522
6 -	2:06.207 P	+ 16.072	13:15:15.980	12 -	<b>1:50.135</b>		<b>13:28:12.657</b>
<b>27</b>	<b>Neil CUNNINGHAM</b>			<b>E-Type Freddie Owen Special</b>			
1 -	1:54.774	+ 9.469	13:05:35.847	8 -	1:55.415	+ 10.110	13:18:21.020
2 -	1:51.547	+ 6.242	13:07:27.394	9 -	1:46.799	+ 1.494	13:20:07.819
3 -	1:47.608	+ 2.303	13:09:15.002	10 -	1:45.745	+ 0.440	13:21:53.564
4 -	1:47.794	+ 2.489	13:11:02.796	11 -	1:46.459	+ 1.154	13:23:40.023
5 -	1:46.922	+ 1.617	13:12:49.718	12 -	<b>1:45.305</b>		<b>13:25:25.328</b>
6 -	1:46.717	+ 1.412	13:14:36.435	13 -	1:50.518	+ 5.213	13:27:15.846
7 -	1:49.170	+ 3.865	13:16:25.605	14 -	1:46.062	+ 0.757	13:29:01.908

Car 17 - Transponder not working - FIX OR YOU WILL BE IGNORED IN THE RACE  
Cars 27 & 37 - Transponder batteries low - please charge  
Weather / Track : Bright / Dry

Silverstone International  
Circuit Length = 2.2490 miles  
Start: 13:02 End: 13:29

**Coys Double 60 Race for Pre66 Sports & GT Cars**  
**QUALIFYING - RACE 4 - LAP ANALYSIS**

<b>28</b>	<b>John CLARK</b>		<b>E-Type</b>				
1 -	1:41.686	+ 2.927	13:05:00.357	8 -	1:40.990	+ 2.231	13:18:12.142
2 -	1:38.880	+ 0.121	13:06:39.237	9 -	1:40.761	+ 2.002	13:19:52.903
3 -	<b>1:38.759</b>		<b>13:08:17.996</b>	10 -	1:40.275	+ 1.516	13:21:33.178
4 -	1:38.836	+ 0.077	13:09:56.832	11 -	1:43.696	+ 4.937	13:23:16.874
5 -	1:39.318	+ 0.559	13:11:36.150	12 -	1:40.614	+ 1.855	13:24:57.488
6 -	1:53.019 P	+ 14.260	13:13:29.169	13 -	1:40.460	+ 1.701	13:26:37.948
7 -	3:01.983	+ 1:23.224	13:16:31.152	14 -	1:39.875	+ 1.116	13:28:17.823
<b>29</b>	<b>Ivan DUTTON</b>		<b>Lotus 11</b>				
1 -	1:55.802	+ 6.225	13:05:17.472	7 -	1:52.256	+ 2.679	13:18:35.619
2 -	1:49.744	+ 0.167	13:07:07.216	8 -	1:51.830	+ 2.253	13:20:27.449
3 -	<b>1:49.577</b>		<b>13:08:56.793</b>	9 -	1:50.388	+ 0.811	13:22:17.837
4 -	2:01.796 P	+ 12.219	13:10:58.589	10 -	1:50.050	+ 0.473	13:24:07.887
5 -	3:52.688	+ 2:03.111	13:14:51.277	11 -	1:51.365	+ 1.788	13:25:59.252
6 -	1:52.086	+ 2.509	13:16:43.363	12 -	1:50.060	+ 0.483	13:27:49.312
<b>31</b>	<b>JOHNSON/SURTEES</b>		<b>MGB</b>				
1 -	1:55.764	+ 7.398	13:05:24.923	8 -	1:54.805	+ 6.439	13:19:38.023
2 -	1:49.623	+ 1.257	13:07:14.546	9 -	1:56.896	+ 8.530	13:21:34.919
3 -	<b>1:48.366</b>		<b>13:09:02.912</b>	10 -	1:57.678	+ 9.312	13:23:32.597
4 -	1:48.668	+ 0.302	13:10:51.580	11 -	1:54.828	+ 6.462	13:25:27.425
5 -	1:55.589 P	+ 7.223	13:12:47.169	12 -	1:53.510	+ 5.144	13:27:20.935
6 -	2:58.459	+ 1:10.093	13:15:45.628	13 -	1:56.015	+ 7.649	13:29:16.950
7 -	1:57.590	+ 9.224	13:17:43.218				
<b>35</b>	<b>Robert GATE</b>		<b>E-Type</b>				
1 -	2:09.100	+ 12.977	13:05:34.623	8 -	1:58.467	+ 2.344	13:19:28.901
2 -	2:01.709	+ 5.586	13:07:36.332	9 -	1:58.727	+ 2.604	13:21:27.628
3 -	1:59.044	+ 2.921	13:09:35.376	10 -	1:56.934	+ 0.811	13:23:24.562
4 -	2:00.234	+ 4.111	13:11:35.610	11 -	1:56.779	+ 0.656	13:25:21.341
5 -	1:59.361	+ 3.238	13:13:34.971	12 -	<b>1:56.123</b>		<b>13:27:17.464</b>
6 -	1:57.277	+ 1.154	13:15:32.248	13 -	1:58.831	+ 2.708	13:29:16.295
7 -	1:58.186	+ 2.063	13:17:30.434				
<b>37</b>	<b>Gavin HENDERSON</b>		<b>Austin Healey 3000</b>				
1 -	1:59.436	+ 12.568	13:05:27.491	8 -	2:05.361 P	+ 18.493	13:18:45.606
2 -	1:51.413	+ 4.545	13:07:18.904	9 -	2:45.439	+ 58.571	13:21:31.045
3 -	1:50.702	+ 3.834	13:09:09.606	10 -	1:50.454	+ 3.586	13:23:21.499
4 -	1:53.857	+ 6.989	13:11:03.463	11 -	<b>1:46.868</b>		<b>13:25:08.367</b>
5 -	1:52.803	+ 5.935	13:12:56.266	12 -	1:47.509	+ 0.641	13:26:55.876
6 -	1:53.471	+ 6.603	13:14:49.737	13 -	1:59.957 P	+ 13.089	13:28:55.833
7 -	1:50.508	+ 3.640	13:16:40.245				
<b>39</b>	<b>SIDERY-SMITH/ROGERS</b>		<b>MGB Le Mans</b>				
1 -	2:05.795	+ 12.812	13:05:46.871	7 -	3:29.361	+ 1:36.378	13:19:11.253
2 -	1:59.342	+ 6.359	13:07:46.213	8 -	1:53.463	+ 0.480	13:21:04.716
3 -	1:55.693	+ 2.710	13:09:41.906	9 -	1:54.430	+ 1.447	13:22:59.146
4 -	1:55.571	+ 2.588	13:11:37.477	10 -	<b>1:52.983</b>		<b>13:24:52.129</b>
5 -	1:56.532	+ 3.549	13:13:34.009	11 -	1:54.338	+ 1.355	13:26:46.467
6 -	2:07.883 P	+ 14.900	13:15:41.892	12 -	2:08.207 P	+ 15.224	13:28:54.674
<b>44</b>	<b>PEARCY/COTTINGHAM</b>		<b>MGB</b>				
1 -	2:00.189	+ 15.323	13:05:35.433	8 -	1:46.361	+ 1.495	13:20:00.140
2 -	1:55.051	+ 10.185	13:07:30.484	9 -	1:45.438	+ 0.572	13:21:45.578
3 -	1:53.333	+ 8.467	13:09:23.817	10 -	<b>1:44.866</b>		<b>13:23:30.444</b>
4 -	1:54.081	+ 9.215	13:11:17.898	11 -	1:47.083	+ 2.217	13:25:17.527
5 -	1:52.958	+ 8.092	13:13:10.856	12 -	1:45.828	+ 0.962	13:27:03.355
6 -	2:06.691 P	+ 21.825	13:15:17.547	13 -	1:46.446	+ 1.580	13:28:49.801
7 -	2:56.232	+ 1:11.366	13:18:13.779				
<b>59</b>	<b>KING/WORTHINGTON</b>		<b>Aston Martin DB4</b>				
1 -	1:54.653	+ 12.086	13:05:25.281	8 -	1:44.215	+ 1.648	13:19:48.129

Car 17 - Transponder not working - FIX OR YOU WILL BE IGNORED IN THE RACE  
Cars 27 & 37 - Transponder batteries low - please charge  
Weather / Track : Bright / Dry

Silverstone International  
Circuit Length = 2.2490 miles  
Start: 13:02 End: 13:29

## Coys Double 60 Race for Pre66 Sports & GT Cars

### QUALIFYING - RACE 4 - LAP ANALYSIS


2 -	1:50.676	+ 8.109	13:07:15.957	9 -	1:43.032	+ 0.465	13:21:31.161
3 -	1:48.920	+ 6.353	13:09:04.877	10 -	1:45.333	+ 2.766	13:23:16.494
4 -	1:48.277	+ 5.710	13:10:53.154	11 -	1:43.775	+ 1.208	13:25:00.269
5 -	1:48.387	+ 5.820	13:12:41.541	12 -	1:43.162	+ 0.595	13:26:43.431
6 -	1:58.575 P	+ 16.008	13:14:40.116	13 -	<b>1:42.567</b>		<b>13:28:25.998</b>
7 -	3:23.798	+ 1:41.231	13:18:03.914				
<b>99</b>	<b>BIANCHI/BIANCHI</b>			<b>MGB</b>			
1 -	1:54.437	+ 6.486	13:05:23.469	8 -	1:54.154	+ 6.203	13:19:38.265
2 -	1:48.964	+ 1.013	13:07:12.433	9 -	1:52.743	+ 4.792	13:21:31.008
3 -	<b>1:47.951</b>		<b>13:09:00.384</b>	10 -	1:57.546	+ 9.595	13:23:28.554
4 -	1:50.632	+ 2.681	13:10:51.016	11 -	1:55.825	+ 7.874	13:25:24.379
5 -	1:48.232	+ 0.281	13:12:39.248	12 -	1:54.283	+ 6.332	13:27:18.662
6 -	1:58.246 P	+ 10.295	13:14:37.494	13 -	1:53.153	+ 5.202	13:29:11.815
7 -	3:06.617	+ 1:18.666	13:17:44.111				

Car 17 - Transponder not working - FIX OR YOU WILL BE IGNORED IN THE RACE  
 Cars 27 & 37 - Transponder batteries low - please charge  
 Weather / Track : Bright / Dry

Silverstone International  
 Circuit Length = 2.2490 miles  
 Start: 13:02 End: 13:29

# Coys Double 60 Race for Pre66 Sports & GT Cars - Race 1

## RACE 4 - GRID

ROW 9	1:56.123 35 Robert GATE		
ROW 8		1:52.983 39 SIDERY-SMITH/ROGERS	1:53.074 7 WINDSOR-PRICE/HANS
ROW 7	1:51.032 19 KIRKPATRICK/KIRKPATRICK		1:51.555 17 TAYLOR/JAMIESON
ROW 6		1:49.577 29 Ivan DUTTON	1:50.135 24 MILLIGAN/POOLE
ROW 5	1:47.951 99 BIANCHI/BIANCHI		1:48.366 31 JOHNSON/SURTEES
ROW 4		1:46.409 21 VAN LANSCHOT/LE BLANC	1:46.868 37 Gavin HENDERSON
ROW 3	1:45.019 4 SALVAGE/PATTINSON		1:45.305 27 Neil CUNNINGHAM
ROW 2		1:42.567 59 KING/WORTHINGTON	1:44.866 44 PEARCY/COTTINGHAM
ROW 1	1:38.759 28 John CLARK		1:41.411 1 WINDSOR-PRICE/EDWARDS
<b>Pole</b>			
			

Silverstone International  
Circuit Length = 2.2490 miles

**These results are provisional until the conclusion of any judicial and technical matters.**

Clerk of Course :

Timekeeper :

# John Gott Memorial Trophy Race

## QUALIFYING - RACE 6 - CLASSIFICATION

POS	NO	CL	NAME	ENTRY	TIME	ON	LAPS	GAP	DIFF	MPH
1	7	C	Jeremy WELCH	Austin Healey 3000	1:42.007	5	11			79.37
2	1	C	Marc CAMPFIELD	Austin Healey 3000	1:42.645	4	11	0.638	0.638	78.87
3	8	C	Anders SCHILDT	Austin Healey 3000	1:43.438	3	11	1.431	0.793	78.27
4	50	B	David SMITHIES	Austin Healey 3000	1:44.114	3	10	2.107	0.676	77.76
5	73	B	Christopher CLARKSON	Austin Healey 3000	1:44.937	6	11	2.930	0.823	77.15
6	16	B	Eric WOOLLEY	Austin Healey 3000	1:45.075	5	9	3.068	0.138	77.05
7	21	B	Christian van LANSCHOT	Austin Healey 3000 MK I	1:45.087	8	9	3.080	0.012	77.04
8	64	B	Jaap SINKE	Austin Healey 3000	1:45.949	3	5	3.942	0.862	76.41
9	69	C	Mark SCHMIDT	Austin Healey 3000	1:46.647	4	6	4.640	0.698	75.91
10	44	A	Mike THORNE	Austin Healey 100M	1:47.102	7	10	5.095	0.455	75.59
11	19	B	Peter GRANT	Austin Healey 3000	1:47.388	7	10	5.381	0.286	75.39
12	71	B	Jan Jaap SCHRETLEN	Austin Healey .	1:47.620	6	7	5.613	0.232	75.23
13	51	B	Richard KNIGHT	Austin Healey 3000	1:47.993	10	10	5.986	0.373	74.97
14	35	B	Thomas JONES	Austin Healey 3000 Mk I	1:48.175	8	9	6.168	0.182	74.84
15	24	B	Gavin HENDERSON	Austin Healey 3000 MK II	1:48.472	10	10	6.465	0.297	74.64
16	2	C	Anders LOTSENGARD	Austin Healey 3000	1:48.710	11	11	6.703	0.238	74.47
17	20	A	Ian MONTGOMERY	Austin Healey 100S	1:49.079	9	10	7.072	0.369	74.22
18	4	B	J. C. (Chris) LEVETT-PRINSEP	Austin Healey 3000 Mk II	1:49.238	1	4	7.231	0.159	74.11
19	65	A	Neil HARDY	Austin Healey 100M	1:49.359	10	11	7.352	0.121	74.03
20	41	C	Steve BICKNELL	Austin Healey 3000	1:49.717	8	10	7.710	0.358	73.79
21	23	C	Huib MARS	Austin Healey 3000	1:51.278	7	11	9.271	1.561	72.75
22	72	B	Robert t' HOEN	Austin Healey .	1:51.330	6	7	9.323	0.052	72.72
23	10	B	Kage SCHILDT	Austin Healey 3000	1:51.686	7	11	9.679	0.356	72.49
24	27	A	Drew CAMERON	Austin Healey 100M	1:52.088	5	10	10.081	0.402	72.23
25	36	B	Tim ROGERS	Austin Healey 3000	1:53.467	8	9	11.460	1.379	71.35
26	25	B	Tom WALKER	Austin Healey 3000 MK I	1:53.750	2	10	11.743	0.283	71.17
27	46		Bill RAWLES	Austin Healey 3000	1:54.654	2	3	12.647	0.904	70.61
28	98	A	Mark PANGBORN	Austin Healey 100M	1:56.241	4	9	14.234	1.587	69.65
29	56	A	Nils-Fredrick NYBLEUS	Austin Healey 100M	1:56.543	8	10	14.536	0.302	69.47
30	52	A	Chris BERENS	Healey Silverstone	2:05.337	9	9	23.330	8.794	64.59
31	14	B	Esper van HESSEWIJK	Austin Healey 3000 Mk I	2:07.373	1	2	25.366	2.036	63.56

**CAR 14 - Transponder not working - FIX OR YOU WILL BE IGNORED IN THE RACE**

**Car 20 - Transponder incorrectly mounted - please contact timekeepers**

**Weather / Track : Bright / Dry**

**These results are provisional until the conclusion of any judicial and technical matters.**

Silverstone International  
Circuit Length = 2.2490 miles  
Start: 13:32 End: 13:54

Clerk of Course :	Timekeeper :
-------------------	--------------

# John Gott Memorial Trophy Race

## QUALIFYING - RACE 6 - LAP ANALYSIS

<b>1</b>	<b>Marc CAMPFIELD</b>		<b>C Austin Healey 3000</b>				
1 -	1:45.303	+ 2.658	13:34:32.299	7 -	2:49.807	+ 1:07.162	13:46:13.109
2 -	1:43.512	+ 0.867	13:36:15.811	8 -	1:43.736	+ 1.091	13:47:56.845
3 -	1:43.625	+ 0.980	13:37:59.436	9 -	1:42.750	+ 0.105	13:49:39.595
4 -	<b>1:42.645</b>		<b>13:39:42.081</b>	10 -	1:43.561	+ 0.916	13:51:23.156
5 -	1:44.821	+ 2.176	13:41:26.902	11 -	1:43.459	+ 0.814	13:53:06.615
6 -	1:56.400 P	+ 13.755	13:43:23.302				
<b>2</b>	<b>Anders LOTSENGARD</b>		<b>C Austin Healey 3000</b>				
1 -	1:54.356	+ 5.646	13:35:00.795	7 -	1:49.856	+ 1.146	13:46:07.771
2 -	1:51.311	+ 2.601	13:36:52.106	8 -	1:51.728	+ 3.018	13:47:59.499
3 -	1:53.011	+ 4.301	13:38:45.117	9 -	1:49.330	+ 0.620	13:49:48.829
4 -	1:51.808	+ 3.098	13:40:36.925	10 -	1:49.926	+ 1.216	13:51:38.755
5 -	1:50.820	+ 2.110	13:42:27.745	11 -	<b>1:48.710</b>		<b>13:53:27.465</b>
6 -	1:50.170	+ 1.460	13:44:17.915				
<b>4</b>	<b>J. C. (Chris) LEVETT-PRINSEP</b>		<b>B Austin Healey 3000 Mk II</b>				
1 -	<b>1:49.238</b>		<b>13:47:16.118</b>	3 -	3:04.584	+ 1:15.346	13:52:20.351
2 -	1:59.649 P	+ 10.411	13:49:15.767	4 -	1:56.583	+ 7.345	13:54:16.934
<b>7</b>	<b>Jeremy WELCH</b>		<b>C Austin Healey 3000</b>				
1 -	1:43.699	+ 1.692	13:34:32.914	7 -	1:42.443	+ 0.436	13:45:06.686
2 -	1:49.700 P	+ 7.693	13:36:22.614	8 -	1:43.519	+ 1.512	13:46:50.205
3 -	1:54.280	+ 12.273	13:38:16.894	9 -	1:42.510	+ 0.503	13:48:32.715
4 -	1:42.323	+ 0.316	13:39:59.217	10 -	1:43.169	+ 1.162	13:50:15.884
5 -	<b>1:42.007</b>		<b>13:41:41.224</b>	11 -	1:57.156 P	+ 15.149	13:52:13.040
6 -	1:43.019	+ 1.012	13:43:24.243				
<b>8</b>	<b>Anders SCHILDT</b>		<b>C Austin Healey 3000</b>				
1 -	1:49.465	+ 6.027	13:35:10.279	7 -	1:44.446	+ 1.008	13:45:34.506
2 -	1:45.291	+ 1.853	13:36:55.570	8 -	1:43.789	+ 0.351	13:47:18.295
3 -	<b>1:43.438</b>		<b>13:38:39.008</b>	9 -	1:44.496	+ 1.058	13:49:02.791
4 -	1:43.519	+ 0.081	13:40:22.527	10 -	1:43.957	+ 0.519	13:50:46.748
5 -	1:44.050	+ 0.612	13:42:06.577	11 -	1:43.936	+ 0.498	13:52:30.684
6 -	1:43.483	+ 0.045	13:43:50.060				
<b>10</b>	<b>Kage SCHILDT</b>		<b>B Austin Healey 3000</b>				
1 -	1:59.727	+ 8.041	13:35:10.471	7 -	<b>1:51.686</b>		<b>13:46:37.951</b>
2 -	2:00.427	+ 8.741	13:37:10.898	8 -	1:52.628	+ 0.942	13:48:30.579
3 -	1:55.758	+ 4.072	13:39:06.656	9 -	1:53.666	+ 1.980	13:50:24.245
4 -	1:54.098	+ 2.412	13:41:00.754	10 -	1:52.633	+ 0.947	13:52:16.878
5 -	1:53.198	+ 1.512	13:42:53.952	11 -	1:53.566	+ 1.880	13:54:10.444
6 -	1:52.313	+ 0.627	13:44:46.265				
<b>14</b>	<b>Esper van HESSEWIJK</b>		<b>B Austin Healey 3000 Mk I</b>				
1 -	<b>2:07.373</b>		<b>13:35:25.734</b>	2 -	2:23.340 P	+ 15.967	13:37:49.074
<b>16</b>	<b>Eric WOOLLEY</b>		<b>B Austin Healey 3000</b>				
1 -	1:56.626	+ 11.551	13:35:22.721	6 -	1:46.107	+ 1.032	13:44:16.539
2 -	1:48.385	+ 3.310	13:37:11.106	7 -	1:45.789	+ 0.714	13:46:02.328
3 -	1:48.483	+ 3.408	13:38:59.589	8 -	1:46.758	+ 1.683	13:47:49.086
4 -	1:45.768	+ 0.693	13:40:45.357	9 -	2:00.431 P	+ 15.356	13:49:49.517
5 -	<b>1:45.075</b>		<b>13:42:30.432</b>				
<b>19</b>	<b>Peter GRANT</b>		<b>B Austin Healey 3000</b>				
1 -	1:56.029	+ 8.641	13:35:10.996	6 -	1:49.902	+ 2.514	13:44:14.550
2 -	1:49.735	+ 2.347	13:37:00.731	7 -	<b>1:47.388</b>		<b>13:46:01.938</b>
3 -	1:48.090	+ 0.702	13:38:48.821	8 -	2:00.856 P	+ 13.468	13:48:02.794
4 -	1:48.370	+ 0.982	13:40:37.191	9 -	3:15.878	+ 1:28.490	13:51:18.672
5 -	1:47.457	+ 0.069	13:42:24.648	10 -	1:57.090	+ 9.702	13:53:15.762
<b>20</b>	<b>Ian MONTGOMERY</b>		<b>A Austin Healey 100S</b>				
1 -	2:03.498	+ 14.419	13:35:18.358	6 -	1:51.940	+ 2.861	13:46:25.240

CAR 14 - Transponder not working - FIX OR YOU WILL BE IGNORED IN THE RACE  
 Car 20 - Transponder incorrectly mounted - please contact timekeepers  
 Weather / Track : Bright / Dry

Silverstone International  
 Circuit Length = 2.2490 miles  
 Start: 13:32 End: 13:54

# John Gott Memorial Trophy Race

## QUALIFYING - RACE 6 - LAP ANALYSIS

2 -	1:56.724	+ 7.645	13:37:15.082	7 -	1:50.609	+ 1.530	13:48:15.849
3 -	1:58.104	+ 9.025	13:39:13.186	8 -	1:49.252	+ 0.173	13:50:05.101
4 -	2:05.374 P	+ 16.295	13:41:18.560	9 -	<b>1:49.079</b>		<b>13:51:54.180</b>
5 -	3:14.740	+ 1:25.661	13:44:33.300	10 -	1:49.389	+ 0.310	13:53:43.569
<b>21</b>	<b>Christian van LANSCHOT</b>			<b>B</b>	<b>Austin Healey 3000 MK I</b>		
1 -	1:55.551	+ 10.464	13:35:26.877	6 -	1:46.208	+ 1.121	13:46:29.031
2 -	1:56.182	+ 11.095	13:37:23.059	7 -	1:46.786	+ 1.699	13:48:15.817
3 -	1:52.998	+ 7.911	13:39:16.057	8 -	<b>1:45.087</b>		<b>13:50:00.904</b>
4 -	2:04.515 P	+ 19.428	13:41:20.572	9 -	1:46.742	+ 1.655	13:51:47.646
5 -	3:22.251	+ 1:37.164	13:44:42.823				
<b>23</b>	<b>Huib MARS</b>			<b>C</b>	<b>Austin Healey 3000</b>		
1 -	1:59.319	+ 8.041	13:35:10.835	7 -	<b>1:51.278</b>		<b>13:46:35.936</b>
2 -	1:57.584	+ 6.306	13:37:08.419	8 -	1:53.242	+ 1.964	13:48:29.178
3 -	1:57.269	+ 5.991	13:39:05.688	9 -	1:52.510	+ 1.232	13:50:21.688
4 -	1:54.145	+ 2.867	13:40:59.833	10 -	1:52.001	+ 0.723	13:52:13.689
5 -	1:52.841	+ 1.563	13:42:52.674	11 -	1:52.556	+ 1.278	13:54:06.245
6 -	1:51.984	+ 0.706	13:44:44.658				
<b>24</b>	<b>Gavin HENDERSON</b>			<b>B</b>	<b>Austin Healey 3000 MK II</b>		
1 -	1:55.756	+ 7.284	13:35:27.729	6 -	1:52.420	+ 3.948	13:44:56.879
2 -	2:01.130	+ 12.658	13:37:28.859	7 -	1:54.723	+ 6.251	13:46:51.602
3 -	1:53.229	+ 4.757	13:39:22.088	8 -	1:52.039	+ 3.567	13:48:43.641
4 -	1:51.386	+ 2.914	13:41:13.474	9 -	1:50.957	+ 2.485	13:50:34.598
5 -	1:50.985	+ 2.513	13:43:04.459	10 -	<b>1:48.472</b>		<b>13:52:23.070</b>
<b>25</b>	<b>Tom WALKER</b>			<b>B</b>	<b>Austin Healey 3000 MK I</b>		
1 -	1:55.851	+ 2.101	13:34:56.547	6 -	1:59.449	+ 5.699	13:46:19.927
2 -	<b>1:53.750</b>		<b>13:36:50.297</b>	7 -	1:57.631	+ 3.881	13:48:17.558
3 -	2:04.719 P	+ 10.969	13:38:55.016	8 -	1:54.882	+ 1.132	13:50:12.440
4 -	3:26.130	+ 1:32.380	13:42:21.146	9 -	1:59.283	+ 5.533	13:52:11.723
5 -	1:59.332	+ 5.582	13:44:20.478	10 -	1:56.463	+ 2.713	13:54:08.186
<b>27</b>	<b>Drew CAMERON</b>			<b>A</b>	<b>Austin Healey 100M</b>		
1 -	1:57.423	+ 5.335	13:35:13.342	6 -	2:03.549 P	+ 11.461	13:44:52.599
2 -	1:56.286	+ 4.198	13:37:09.628	7 -	3:14.128	+ 1:22.040	13:48:06.727
3 -	1:54.257	+ 2.169	13:39:03.885	8 -	2:00.557	+ 8.469	13:50:07.284
4 -	1:53.077	+ 0.989	13:40:56.962	9 -	2:09.522	+ 17.434	13:52:16.806
5 -	<b>1:52.088</b>		<b>13:42:49.050</b>	10 -	1:59.813	+ 7.725	13:54:16.619
<b>35</b>	<b>Thomas JONES</b>			<b>B</b>	<b>Austin Healey 3000 Mk I</b>		
1 -	1:52.736	+ 4.561	13:34:47.517	6 -	1:49.075	+ 0.900	13:43:54.238
2 -	1:49.096	+ 0.921	13:36:36.613	7 -	1:48.225	+ 0.050	13:45:42.463
3 -	1:49.517	+ 1.342	13:38:26.130	8 -	<b>1:48.175</b>		<b>13:47:30.638</b>
4 -	1:49.937	+ 1.762	13:40:16.067	9 -	2:17.354 P	+ 29.179	13:49:47.992
5 -	1:49.096	+ 0.921	13:42:05.163				
<b>36</b>	<b>Tim ROGERS</b>			<b>B</b>	<b>Austin Healey 3000</b>		
1 -	2:09.626	+ 16.159	13:35:25.733	6 -	3:29.395	+ 1:35.928	13:47:11.948
2 -	2:05.094	+ 11.627	13:37:30.827	7 -	1:56.640	+ 3.173	13:49:08.588
3 -	1:58.866	+ 5.399	13:39:29.693	8 -	<b>1:53.467</b>		<b>13:51:02.055</b>
4 -	2:00.300	+ 6.833	13:41:29.993	9 -	1:55.259	+ 1.792	13:52:57.314
5 -	2:12.560 P	+ 19.093	13:43:42.553				
<b>41</b>	<b>Steve BICKNELL</b>			<b>C</b>	<b>Austin Healey 3000</b>		
1 -	1:59.390	+ 9.673	13:35:22.409	6 -	1:51.001	+ 1.284	13:46:06.568
2 -	1:53.756	+ 4.039	13:37:16.165	7 -	1:51.733	+ 2.016	13:47:58.301
3 -	1:54.389	+ 4.672	13:39:10.554	8 -	<b>1:49.717</b>		<b>13:49:48.018</b>
4 -	2:02.795 P	+ 13.078	13:41:13.349	9 -	1:50.621	+ 0.904	13:51:38.639
5 -	3:02.218	+ 1:12.501	13:44:15.567	10 -	1:50.652	+ 0.935	13:53:29.291
<b>44</b>	<b>Mike THORNE</b>			<b>A</b>	<b>Austin Healey 100M</b>		
1 -	1:54.047	+ 6.945	13:35:09.261	6 -	1:48.819	+ 1.717	13:44:12.736

CAR 14 - Transponder not working - FIX OR YOU WILL BE IGNORED IN THE RACE

Car 20 - Transponder incorrectly mounted - please contact timekeepers

Weather / Track : Bright / Dry

Silverstone International  
Circuit Length = 2.2490 miles  
Start: 13:32 End: 13:54

# John Gott Memorial Trophy Race

## QUALIFYING - RACE 6 - LAP ANALYSIS

2 -	1:49.807	+ 2.705	13:36:59.068	7 -	<b>1:47.102</b>		<b>13:45:59.838</b>
3 -	1:48.290	+ 1.188	13:38:47.358	8 -	1:48.510	+ 1.408	13:47:48.348
4 -	1:48.978	+ 1.876	13:40:36.336	9 -	1:50.048	+ 2.946	13:49:38.396
5 -	1:47.581	+ 0.479	13:42:23.917	10 -	2:00.551 P	+ 13.449	13:51:38.947
<b>46</b>	<b>Bill RAWLES</b>		Austin Healey 3000				
1 -	1:56.499	+ 1.845	13:35:11.832	3 -	2:11.849 P	+ 17.195	13:39:18.335
2 -	<b>1:54.654</b>		<b>13:37:06.486</b>				
<b>50</b>	<b>David SMITHIES</b>		B Austin Healey 3000				
1 -	1:56.874	+ 12.760	13:35:35.677	6 -	1:44.176	+ 0.062	13:44:19.554
2 -	1:46.280	+ 2.166	13:37:21.957	7 -	1:45.747	+ 1.633	13:46:05.301
3 -	<b>1:44.114</b>		<b>13:39:06.071</b>	8 -	1:45.040	+ 0.926	13:47:50.341
4 -	1:44.638	+ 0.524	13:40:50.709	9 -	1:46.490	+ 2.376	13:49:36.831
5 -	1:44.669	+ 0.555	13:42:35.378	10 -	2:00.147 P	+ 16.033	13:51:36.978
<b>51</b>	<b>Richard KNIGHT</b>		B Austin Healey 3000				
1 -	1:51.000	+ 3.007	13:34:50.455	6 -	2:57.589	+ 1:09.596	13:45:19.732
2 -	1:49.138	+ 1.145	13:36:39.593	7 -	1:49.691	+ 1.698	13:47:09.423
3 -	1:48.446	+ 0.453	13:38:28.039	8 -	1:49.951	+ 1.958	13:48:59.374
4 -	1:49.179	+ 1.186	13:40:17.218	9 -	1:50.016	+ 2.023	13:50:49.390
5 -	2:04.925 P	+ 16.932	13:42:22.143	10 -	<b>1:47.993</b>		<b>13:52:37.383</b>
<b>52</b>	<b>Chris BERENS</b>		A Healey Silverstone				
1 -	2:10.821	+ 5.484	13:35:18.655	6 -	2:06.891	+ 1.554	13:47:03.571
2 -	2:09.751	+ 4.414	13:37:28.406	7 -	2:05.695	+ 0.358	13:49:09.266
3 -	2:07.758	+ 2.421	13:39:36.164	8 -	2:06.089	+ 0.752	13:51:15.355
4 -	2:15.472 P	+ 10.135	13:41:51.636	9 -	<b>2:05.337</b>		<b>13:53:20.692</b>
5 -	3:05.044	+ 59.707	13:44:56.680				
<b>56</b>	<b>Nils-Fredrick NYBLEUS</b>		A Austin Healey 100M				
1 -	2:05.038	+ 8.495	13:35:09.904	6 -	1:56.631	+ 0.088	13:45:03.733
2 -	2:01.057	+ 4.514	13:37:10.961	7 -	1:58.804	+ 2.261	13:47:02.537
3 -	1:59.946	+ 3.403	13:39:10.907	8 -	<b>1:56.543</b>		<b>13:48:59.080</b>
4 -	1:58.064	+ 1.521	13:41:08.971	9 -	2:02.460	+ 5.917	13:51:01.540
5 -	1:58.131	+ 1.588	13:43:07.102	10 -	2:00.232	+ 3.689	13:53:01.772
<b>64</b>	<b>Jaap SINKE</b>		B Austin Healey 3000				
1 -	1:49.750	+ 3.801	13:34:59.719	4 -	2:18.616 P	+ 32.667	13:40:50.978
2 -	1:46.694	+ 0.745	13:36:46.413	5 -	12:59.193 P	+ 11:13.244	13:53:50.171
3 -	<b>1:45.949</b>		<b>13:38:32.362</b>				
<b>65</b>	<b>Neil HARDY</b>		A Austin Healey 100M				
1 -	1:56.827	+ 7.468	13:34:51.688	7 -	1:50.292	+ 0.933	13:45:57.259
2 -	1:51.312	+ 1.953	13:36:43.000	8 -	1:51.786	+ 2.427	13:47:49.045
3 -	1:50.689	+ 1.330	13:38:33.689	9 -	1:50.830	+ 1.471	13:49:39.875
4 -	1:51.606	+ 2.247	13:40:25.295	10 -	<b>1:49.359</b>		<b>13:51:29.234</b>
5 -	1:50.504	+ 1.145	13:42:15.799	11 -	1:50.238	+ 0.879	13:53:19.472
6 -	1:51.168	+ 1.809	13:44:06.967				
<b>69</b>	<b>Mark SCHMIDT</b>		C Austin Healey 3000				
1 -	1:50.896	+ 4.249	13:34:41.512	4 -	<b>1:46.647</b>		<b>13:40:04.560</b>
2 -	1:48.433	+ 1.786	13:36:29.945	5 -	1:47.125	+ 0.478	13:41:51.685
3 -	1:47.968	+ 1.321	13:38:17.913	6 -	2:04.591 P	+ 17.944	13:43:56.276
<b>71</b>	<b>Jan Jaap SCHRETLEN</b>		B Austin Healey .				
1 -	1:53.238	+ 5.618	13:34:57.682	5 -	1:48.042	+ 0.422	13:42:10.363
2 -	1:49.171	+ 1.551	13:36:46.853	6 -	<b>1:47.620</b>		<b>13:43:57.983</b>
3 -	1:47.721	+ 0.101	13:38:34.574	7 -	1:56.340	+ 8.720	13:45:54.323
4 -	1:47.747	+ 0.127	13:40:22.321				
<b>72</b>	<b>Robert t' HOEN</b>		B Austin Healey .				
1 -	1:56.790	+ 5.460	13:35:18.722	5 -	1:51.487	+ 0.157	13:42:57.611
2 -	1:52.971	+ 1.641	13:37:11.693	6 -	<b>1:51.330</b>		<b>13:44:48.941</b>

CAR 14 - Transponder not working - FIX OR YOU WILL BE IGNORED IN THE RACE  
 Car 20 - Transponder incorrectly mounted - please contact timekeepers  
 Weather / Track : Bright / Dry

Silverstone International  
 Circuit Length = 2.2490 miles  
 Start: 13:32 End: 13:54

**John Gott Memorial Trophy Race**  
**QUALIFYING - RACE 6 - LAP ANALYSIS**

3 -	1:52.900	+ 1.570	13:39:04.593	7 -	2:08.372 P	+ 17.042	13:46:57.313
4 -	2:01.531	+ 10.201	13:41:06.124				
<b>73</b>	<b>Christopher CLARKSON</b>			<b>B</b>	<b>Austin Healey 3000</b>		
1 -	1:54.995	+ 10.058	13:35:12.862	7 -	1:45.590	+ 0.653	13:45:49.362
2 -	1:48.493	+ 3.556	13:37:01.355	8 -	1:46.341	+ 1.404	13:47:35.703
3 -	1:45.775	+ 0.838	13:38:47.130	9 -	1:47.633	+ 2.696	13:49:23.336
4 -	1:46.061	+ 1.124	13:40:33.191	10 -	1:48.756	+ 3.819	13:51:12.092
5 -	1:45.644	+ 0.707	13:42:18.835	11 -	1:46.000	+ 1.063	13:52:58.092
6 -	<b>1:44.937</b>		<b>13:44:03.772</b>				
<b>98</b>	<b>Mark PANGBORN</b>			<b>A</b>	<b>Austin Healey 100M</b>		
1 -	2:04.489	+ 8.248	13:35:25.980	6 -	3:16.992	+ 1:20.751	13:46:50.437
2 -	2:01.001	+ 4.760	13:37:26.981	7 -	2:03.946	+ 7.705	13:48:54.383
3 -	1:57.087	+ 0.846	13:39:24.068	8 -	2:05.827	+ 9.586	13:51:00.210
4 -	<b>1:56.241</b>		<b>13:41:20.309</b>	9 -	2:19.740 P	+ 23.499	13:53:19.950
5 -	2:13.136 P	+ 16.895	13:43:33.445				

**CAR 14 - Transponder not working - FIX OR YOU WILL BE IGNORED IN THE RACE**  
**Car 20 - Transponder incorrectly mounted - please contact timekeepers**  
**Weather / Track : Bright / Dry**

Silverstone International  
 Circuit Length = 2.2490 miles  
 Start: 13:32 End: 13:54

# John Gott Memorial Trophy Race

## RACE 6 - GRID

ROW 16	2:07.373 14 Esper van HESSEWIJK		
ROW 15	1:56.543 56 Nils-Fredrick NYBLEUS	2:05.337 52 Chris BERENS	
ROW 14	1:54.654 46 Bill RAWLES		1:56.241 98 Mark PANGBORN
ROW 13	1:53.467 36 Tim ROGERS	1:53.750 25 Tom WALKER	
ROW 12	1:51.686 10 Kage SCHILDT		1:52.088 27 Drew CAMERON
ROW 11	1:51.278 23 Huib MARS	1:51.330 72 Robert t' HOEN	
ROW 10	1:49.359 65 Neil HARDY		1:49.717 41 Steve BICKNELL
ROW 9	1:49.079 20 Ian MONTGOMERY	1:49.238 4 J. C. (Chris) LEVETT-PRINSEP	
ROW 8	1:48.472 24 Gavin HENDERSON		1:48.710 2 Anders LOTSENGARD
ROW 7	1:47.993 51 Richard KNIGHT	1:48.175 35 Thomas JONES	
ROW 6	1:47.388 19 Peter GRANT		1:47.620 71 Jan Jaap SCHRETLEN
ROW 5	1:46.647 69 Mark SCHMIDT	1:47.102 44 Mike THORNE	
ROW 4	1:45.087 21 Christian van LANSCHOT		1:45.949 64 Jaap SINKE
ROW 3	1:44.937 73 Christopher CLARKSON	1:45.075 16 Eric WOOLLEY	
ROW 2	1:43.438 8 Anders SCHILDT		1:44.114 50 David SMITHIES
ROW 1	1:42.007 7 Jeremy WELCH	1:42.645 1 Marc CAMPFIELD	

**Pole**

Silverstone International  
Circuit Length = 2.2490 miles

**These results are provisional until the conclusion of any judicial and technical matters.**

Clerk of Course :

Timekeeper :

# The Luffield MG Trophy Championship

## QUALIFYING - RACE 3 - CLASSIFICATION

POS	NO	CL	NAME	ENTRY	TIME	ON	LAPS	GAP	DIFF	MPH
1	2	B	Christopher BRAY	MG ZR 190	1:37.056	3	8			83.41
2	69	A	Paul LUTI	MG LE 500	1:38.414	3	8	1.358	1.358	82.26
3	92	B	Graham ROSS	MG ZR 190	1:38.626	6	8	1.570	0.212	82.09
4	19	B	Andy RAINE	MG ZR 190	1:38.673	3	8	1.617	0.047	82.05
5	18	B	Tony RAINE	MG ZR 190	1:38.956	5	8	1.900	0.283	81.81
6	87	B	Colin ROBERTSON	MG ZR 190	1:39.196	7	9	2.140	0.240	81.61
7	7	B	Ben JACQUES	MG ZR 190	1:39.365	7	9	2.309	0.169	81.48
8	26	A	Andrew RADFORD	MG TF 190	1:39.430	3	3	2.374	0.065	81.42
9	9	B	Nicholas BARFOOT	MG ZR 190	1:39.479	4	9	2.423	0.049	81.38
10	83	B	David COULTHARD	MG ZR 190	1:39.725	7	9	2.669	0.246	81.18
11	99	B	Doug COLE	MG ZR 190	1:41.674	8	8	4.618	1.949	79.63
12	14	A	Bolaji ODUNSI	MGF TF 190	1:42.806	8	9	5.750	1.132	78.75
13	12	A	Philip STANDISH	MG TF 190	1:42.865	7	9	5.809	0.059	78.70
14	55	A	Ashley SHUTTLEWOOD	MG TF 190	1:43.725	8	8	6.669	0.860	78.05
15	24	A	Mark HUMPHREY	MG LE 500	1:44.443	8	9	7.387	0.718	77.51
16	74	C	Mats WAHLGREN	MG ZR 160	1:45.050	6	8	7.994	0.607	77.07
17	40	C	ZAK	MG ZR 160	1:45.766	7	9	8.710	0.716	76.54
18	6	C	Charles HAZEL	MG ZR 160	1:47.127	8	8	10.071	1.361	75.57
19	16	D	Robin WALKER	MG F/TF 160	1:47.208	2	8	10.152	0.081	75.52
20	61	C	Jeff PRITCHARD	MG ZR 160	1:47.244	8	8	10.188	0.036	75.49
21	25	C	Julian LONG	MG ZR 160	1:48.058	5	7	11.002	0.814	74.92
22	64	C	Julia PENFOLD	MG ZR 160	1:48.449	8	8	11.393	0.391	74.65
23	30	C	Garath PLAYFORD	MG ZR 160	1:49.220	8	8	12.164	0.771	74.12
24	82	C	Helen WADDINGTON	MG ZR 160	1:49.936	8	8	12.880	0.716	73.64
25	65	D	David KOSKELA	MG F/TF 160	1:50.352	8	8	13.296	0.416	73.36

Cars 25, 74 & 92 - Transponders not working - FIX OR YOU WILL BE IGNORED IN THE RACE

Weather / Track : Bright / Dry

These results are provisional until the conclusion of any judicial and technical matters.

Silverstone International  
Circuit Length = 2.2490 miles  
Start: 14:01 End: 14:19

Clerk of Course :	Timekeeper :
-------------------	--------------

# The Luffield MG Trophy Championship

## QUALIFYING - RACE 3 - LAP ANALYSIS

<b>2</b>	<b>Christopher BRAY</b>		<b>B MG ZR 190</b>				
1 -	2:29.147	+ 52.091	14:05:23.869	5 -	1:37.475	+ 0.419	14:11:54.341
2 -	1:38.602	+ 1.546	14:07:02.471	6 -	1:40.225	+ 3.169	14:13:34.566
3 -	<b>1:37.056</b>		<b>14:08:39.527</b>	7 -	1:41.252	+ 4.196	14:15:15.818
4 -	1:37.339	+ 0.283	14:10:16.866	8 -	1:39.126	+ 2.070	14:16:54.944
<b>6</b>	<b>Charles HAZEL</b>		<b>C MG ZR 160</b>				
1 -	1:55.690	+ 8.563	14:04:33.936	5 -	1:49.085	+ 1.958	14:11:49.189
2 -	1:49.438	+ 2.311	14:06:23.374	6 -	1:49.512	+ 2.385	14:13:38.701
3 -	1:48.145	+ 1.018	14:08:11.519	7 -	1:47.675	+ 0.548	14:15:26.376
4 -	1:48.585	+ 1.458	14:10:00.104	8 -	<b>1:47.127</b>		<b>14:17:13.503</b>
<b>7</b>	<b>Ben JACQUES</b>		<b>B MG ZR 190</b>				
1 -	1:42.306	+ 2.941	14:03:57.625	6 -	1:39.746	+ 0.381	14:12:17.415
2 -	1:39.870	+ 0.505	14:05:37.495	7 -	<b>1:39.365</b>		<b>14:13:56.780</b>
3 -	1:40.204	+ 0.839	14:07:17.699	8 -	1:42.052	+ 2.687	14:15:38.832
4 -	1:40.032	+ 0.667	14:08:57.731	9 -	1:41.140	+ 1.775	14:17:19.972
5 -	1:39.938	+ 0.573	14:10:37.669				
<b>9</b>	<b>Nicholas BARFOOT</b>		<b>B MG ZR 190</b>				
1 -	1:44.678	+ 5.199	14:04:01.067	6 -	1:40.081	+ 0.602	14:12:23.518
2 -	1:41.305	+ 1.826	14:05:42.372	7 -	1:40.675	+ 1.196	14:14:04.193
3 -	1:40.104	+ 0.625	14:07:22.476	8 -	1:40.821	+ 1.342	14:15:45.014
4 -	<b>1:39.479</b>		<b>14:09:01.955</b>	9 -	2:11.305	+ 31.826	14:17:56.319
5 -	1:41.482	+ 2.003	14:10:43.437				
<b>12</b>	<b>Philip STANDISH</b>		<b>A MG TF 190</b>				
1 -	1:48.041	+ 5.176	14:04:16.735	6 -	1:43.785	+ 0.920	14:12:55.613
2 -	1:44.132	+ 1.267	14:06:00.867	7 -	<b>1:42.865</b>		<b>14:14:38.478</b>
3 -	1:43.269	+ 0.404	14:07:44.136	8 -	1:44.130	+ 1.265	14:16:22.608
4 -	1:44.208	+ 1.343	14:09:28.344	9 -	1:43.877	+ 1.012	14:18:06.485
5 -	1:43.484	+ 0.619	14:11:11.828				
<b>14</b>	<b>Bolaji ODUNSI</b>		<b>A MGF TF 190</b>				
1 -	1:55.852	+ 13.046	14:04:26.007	6 -	1:43.086	+ 0.280	14:13:20.302
2 -	1:52.028	+ 9.222	14:06:18.035	7 -	1:43.471	+ 0.665	14:15:03.773
3 -	1:46.618	+ 3.812	14:08:04.653	8 -	<b>1:42.806</b>		<b>14:16:46.579</b>
4 -	1:46.436	+ 3.630	14:09:51.089	9 -	1:45.137	+ 2.331	14:18:31.716
5 -	1:46.127	+ 3.321	14:11:37.216				
<b>16</b>	<b>Robin WALKER</b>		<b>D MG F/TF 160</b>				
1 -	1:52.613	+ 5.405	14:04:31.115	5 -	1:47.679	+ 0.471	14:11:43.132
2 -	<b>1:47.208</b>		<b>14:06:18.323</b>	6 -	1:47.823	+ 0.615	14:13:30.955
3 -	1:49.071	+ 1.863	14:08:07.394	7 -	1:48.469	+ 1.261	14:15:19.424
4 -	1:48.059	+ 0.851	14:09:55.453	8 -	1:47.288	+ 0.080	14:17:06.712
<b>18</b>	<b>Tony RAINE</b>		<b>B MG ZR 190</b>				
1 -	2:13.811	+ 34.855	14:04:56.129	5 -	<b>1:38.956</b>		<b>14:11:58.505</b>
2 -	1:41.575	+ 2.619	14:06:37.704	6 -	1:40.759	+ 1.803	14:13:39.264
3 -	1:39.793	+ 0.837	14:08:17.497	7 -	1:40.311	+ 1.355	14:15:19.575
4 -	2:02.052	+ 23.096	14:10:19.549	8 -	1:39.229	+ 0.273	14:16:58.804
<b>19</b>	<b>Andy RAINE</b>		<b>B MG ZR 190</b>				
1 -	2:13.266	+ 34.593	14:04:57.072	5 -	1:38.937	+ 0.264	14:11:56.752
2 -	1:39.729	+ 1.056	14:06:36.801	6 -	1:39.448	+ 0.775	14:13:36.200
3 -	<b>1:38.673</b>		<b>14:08:15.474</b>	7 -	1:40.020	+ 1.347	14:15:16.220
4 -	2:02.341	+ 23.668	14:10:17.815	8 -	1:39.337	+ 0.664	14:16:55.557
<b>24</b>	<b>Mark HUMPHREY</b>		<b>A MG LE 500</b>				
1 -	1:52.116	+ 7.673	14:04:15.389	6 -	1:45.559	+ 1.116	14:13:05.344
2 -	1:47.045	+ 2.602	14:06:02.434	7 -	1:45.542	+ 1.099	14:14:50.886
3 -	1:44.971	+ 0.528	14:07:47.405	8 -	<b>1:44.443</b>		<b>14:16:35.329</b>
4 -	1:45.833	+ 1.390	14:09:33.238	9 -	1:44.469	+ 0.026	14:18:19.798

Cars 25, 74 & 92 - Transponders not working - FIX OR YOU WILL BE IGNORED IN THE RACE

Weather / Track : Bright / Dry

# The Luffield MG Trophy Championship

## QUALIFYING - RACE 3 - LAP ANALYSIS

5 -	1:46.547	+ 2.104	14:11:19.785			
<b>25</b>	<b>Julian LONG</b>		C MG ZR 160`			
1 -	1:48.685	+ 0.627	14:06:13.008	5 -	<b>1:48.058</b>	<b>14:13:30.137</b>
2 -	1:49.405	+ 1.347	14:08:02.413	6 -	1:50.305	+ 2.247 14:15:20.442
3 -	1:50.067	+ 2.009	14:09:52.480	7 -	1:48.241	+ 0.183 14:17:08.683
4 -	1:49.599	+ 1.541	14:11:42.079			
<b>26</b>	<b>Andrew RADFORD</b>		A MG TF 190			
1 -	1:43.369	+ 3.939	14:13:36.485	3 -	<b>1:39.430</b>	<b>14:16:56.149</b>
2 -	1:40.234	+ 0.804	14:15:16.719			
<b>30</b>	<b>Garath PLAYFORD</b>		C MG ZR 160			
1 -	1:52.926	+ 3.706	14:04:17.803	5 -	1:52.002	+ 2.782 14:11:42.927
2 -	1:51.724	+ 2.504	14:06:09.527	6 -	1:50.506	+ 1.286 14:13:33.433
3 -	1:50.741	+ 1.521	14:08:00.268	7 -	1:49.432	+ 0.212 14:15:22.865
4 -	1:50.657	+ 1.437	14:09:50.925	8 -	<b>1:49.220</b>	<b>14:17:12.085</b>
<b>40</b>	<b>ZAK</b>		C MG ZR 160			
1 -	1:48.755	+ 2.989	14:04:17.813	6 -	1:46.259	+ 0.493 14:13:13.060
2 -	1:46.267	+ 0.501	14:06:04.080	7 -	<b>1:45.766</b>	<b>14:14:58.826</b>
3 -	1:46.589	+ 0.823	14:07:50.669	8 -	1:45.812	+ 0.046 14:16:44.638
4 -	1:49.297	+ 3.531	14:09:39.966	9 -	1:47.707	+ 1.941 14:18:32.345
5 -	1:46.835	+ 1.069	14:11:26.801			
<b>55</b>	<b>Ashley SHUTTLEWOOD</b>		A MG TF 190			
1 -	1:52.378	+ 8.653	14:04:21.983	5 -	1:46.674	+ 2.949 14:11:50.724
2 -	1:47.131	+ 3.406	14:06:09.114	6 -	1:54.910	+ 11.185 14:13:45.634
3 -	2:03.618	+ 19.893	14:08:12.732	7 -	1:47.259	+ 3.534 14:15:32.893
4 -	1:51.318	+ 7.593	14:10:04.050	8 -	<b>1:43.725</b>	<b>14:17:16.618</b>
<b>61</b>	<b>Jeff PRITCHARD</b>		C MG ZR 160			
1 -	1:56.827	+ 9.583	14:04:24.881	5 -	1:51.104	+ 3.860 14:11:48.110
2 -	1:50.371	+ 3.127	14:06:15.252	6 -	2:04.166	+ 16.922 14:13:52.276
3 -	1:49.128	+ 1.884	14:08:04.380	7 -	1:48.927	+ 1.683 14:15:41.203
4 -	1:52.626	+ 5.382	14:09:57.006	8 -	<b>1:47.244</b>	<b>14:17:28.447</b>
<b>64</b>	<b>Julia PENFOLD</b>		C MG ZR 160			
1 -	1:56.008	+ 7.559	14:04:21.482	5 -	1:54.749	+ 6.300 14:11:50.925
2 -	1:52.921	+ 4.472	14:06:14.403	6 -	1:51.972	+ 3.523 14:13:42.897
3 -	1:48.501	+ 0.052	14:08:02.904	7 -	1:50.188	+ 1.739 14:15:33.085
4 -	1:53.272	+ 4.823	14:09:56.176	8 -	<b>1:48.449</b>	<b>14:17:21.534</b>
<b>65</b>	<b>David KOSKELA</b>		D MG F/TF 160			
1 -	1:57.362	+ 7.010	14:04:24.814	5 -	1:52.562	+ 2.210 14:11:57.216
2 -	1:53.256	+ 2.904	14:06:18.070	6 -	1:52.263	+ 1.911 14:13:49.479
3 -	1:52.689	+ 2.337	14:08:10.759	7 -	1:52.125	+ 1.773 14:15:41.604
4 -	1:53.895	+ 3.543	14:10:04.654	8 -	<b>1:50.352</b>	<b>14:17:31.956</b>
<b>69</b>	<b>Paul LUTI</b>		A MG LE 500			
1 -	1:43.711	+ 5.297	14:04:06.254	5 -	1:38.509	+ 0.095 14:10:41.352
2 -	1:39.755	+ 1.341	14:05:46.009	6 -	1:58.892	+ 20.478 14:12:40.244
3 -	<b>1:38.414</b>		<b>14:07:24.423</b>	7 -	1:52.570	+ 14.156 14:14:32.814
4 -	1:38.420	+ 0.006	14:09:02.843	8 -	2:14.650 P	+ 36.236 14:16:47.464
<b>74</b>	<b>Mats WAHLGREN</b>		C MG ZR 160			
1 -	1:54.539	+ 9.489	14:04:33.937	5 -	1:47.603	+ 2.553 14:11:41.035
2 -	1:45.721	+ 0.671	14:06:19.658	6 -	<b>1:45.050</b>	<b>14:13:26.085</b>
3 -	1:46.507	+ 1.457	14:08:06.165	7 -	1:45.067	+ 0.017 14:15:11.152
4 -	1:47.267	+ 2.217	14:09:53.432	8 -	1:45.893	+ 0.843 14:16:57.045
<b>82</b>	<b>Helen WADDINGTON</b>		C MG ZR 160			
1 -	1:53.242	+ 3.306	14:04:17.038	5 -	1:52.206	+ 2.270 14:11:47.103

Cars 25, 74 & 92 - Transponders not working - FIX OR YOU WILL BE IGNORED IN THE RACE

Weather / Track : Bright / Dry

## The Luffield MG Trophy Championship

### QUALIFYING - RACE 3 - LAP ANALYSIS

2 -	1:51.165	+ 1.229	14:06:08.203	6 -	1:52.502	+ 2.566	14:13:39.605
3 -	1:53.804	+ 3.868	14:08:02.007	7 -	1:50.803	+ 0.867	14:15:30.408
4 -	1:52.890	+ 2.954	14:09:54.897	8 -	<b>1:49.936</b>		<b>14:17:20.344</b>
<b>83</b>	<b>David COULTHARD</b> B MG ZR 190						
1 -	1:51.159	+ 11.434	14:04:07.141	6 -	1:40.506	+ 0.781	14:12:32.519
2 -	1:43.778	+ 4.053	14:05:50.919	7 -	<b>1:39.725</b>		<b>14:14:12.244</b>
3 -	1:40.492	+ 0.767	14:07:31.411	8 -	1:47.242	+ 7.517	14:15:59.486
4 -	1:40.339	+ 0.614	14:09:11.750	9 -	1:40.791	+ 1.066	14:17:40.277
5 -	1:40.263	+ 0.538	14:10:52.013				
<b>87</b>	<b>Colin ROBERTSON</b> B MG ZR 190						
1 -	1:48.044	+ 8.848	14:04:27.203	6 -	1:39.570	+ 0.374	14:12:55.203
2 -	1:46.252	+ 7.056	14:06:13.455	7 -	<b>1:39.196</b>		<b>14:14:34.399</b>
3 -	1:40.856	+ 1.660	14:07:54.311	8 -	1:40.250	+ 1.054	14:16:14.649
4 -	1:40.782	+ 1.586	14:09:35.093	9 -	2:02.112 P	+ 22.916	14:18:16.761
5 -	1:40.540	+ 1.344	14:11:15.633				
<b>92</b>	<b>Graham ROSS</b> B MG ZR 190						
1 -	1:40.436	+ 1.810	14:05:48.494	5 -	1:39.482	+ 0.856	14:12:34.480
2 -	1:39.159	+ 0.533	14:07:27.653	6 -	<b>1:38.626</b>		<b>14:14:13.106</b>
3 -	1:47.771	+ 9.145	14:09:15.424	7 -	1:39.279	+ 0.653	14:15:52.385
4 -	1:39.574	+ 0.948	14:10:54.998	8 -	1:38.885	+ 0.259	14:17:31.270
<b>99</b>	<b>Doug COLE</b> B MG ZR 190						
1 -	2:15.216	+ 33.542	14:05:01.180	5 -	1:49.341	+ 7.667	14:12:03.973
2 -	1:48.390	+ 6.716	14:06:49.570	6 -	1:42.744	+ 1.070	14:13:46.717
3 -	1:41.881	+ 0.207	14:08:31.451	7 -	1:42.769	+ 1.095	14:15:29.486
4 -	1:43.181	+ 1.507	14:10:14.632	8 -	<b>1:41.674</b>		<b>14:17:11.160</b>

Cars 25, 74 & 92 - Transponders not working - FIX OR YOU WILL BE IGNORED IN THE RACE

Weather / Track : Bright / Dry

# The Luffield MG Trophy Championship - Race 1

## RACE 3 - GRID

ROW 13	1:50.352 65 David KOSKELA		
ROW 12		1:49.220 30 Garath PLAYFORD	1:49.936 82 Helen WADDINGTON
ROW 11	1:48.058 25 Julian LONG		1:48.449 64 Julia PENFOLD
ROW 10		1:47.208 16 Robin WALKER	1:47.244 61 Jeff PRITCHARD
ROW 9	1:45.766 40 ZAK		1:47.127 6 Charles HAZEL
ROW 8		1:44.443 24 Mark HUMPHREY	1:45.050 74 Mats WAHLGREN
ROW 7	1:42.865 12 Philip STANDISH		1:43.725 55 Ashley SHUTTLEWOOD
ROW 6		1:41.674 99 Doug COLE	1:42.806 14 Bolaji ODUNSI
ROW 5	1:39.479 9 Nicholas BARFOOT		1:39.725 83 David COULTHARD
ROW 4		1:39.365 7 Ben JACQUES	1:39.430 26 Andrew RADFORD
ROW 3	1:38.956 18 Tony RAINE		1:39.196 87 Colin ROBERTSON
ROW 2		1:38.626 92 Graham ROSS	1:38.673 19 Andy RAINE
ROW 1	1:37.056 2 Christopher BRAY		1:38.414 69 Paul LUTI

**Pole**

Silverstone International  
Circuit Length = 2.2490 miles

**These results are provisional until the conclusion of any judicial and technical matters.**

Clerk of Course :		Timekeeper :
-------------------	--	--------------

# Lenham Sportscars MG Midget Challenge

## QUALIFYING - RACE 1 - CLASSIFICATION

POS	NO	CL	NAME	ENTRY	TIME	ON	LAPS	GAP	DIFF	MPH
1	1	A	William SMALLRIDGE	MG Midget	1:34.980	5	9			85.24
2	9	A	Paul SIBLEY	MG Midget	1:37.699	7	7	2.719	2.719	82.87
3	5	A	Edward REEVE	MG Midget	1:37.785	5	9	2.805	0.086	82.79
4	11	A	Richard PERRY	MG Midget	1:37.829	6	6	2.849	0.044	82.76
5	4	A	David WESTON	MG Midget	1:38.814	7	9	3.834	0.985	81.93
6	3	A	Martin MORRIS	MG Midget	1:38.962	5	9	3.982	0.148	81.81
7	2	A	Gil DUFFY	MG Midget	1:39.419	5	9	4.439	0.457	81.43
8	34	B	Mark TURNER	AH Sprite Mk.1	1:40.979	6	8	5.999	1.560	80.17
9	32	B	Dominic MOONEY	Austin Healey Sprite	1:41.007	5	9	6.027	0.028	80.15
10	30	B	Peter COLLINSON	MG Midget	1:41.569	7	9	6.589	0.562	79.71
11	6	A	John HELME	MG Midget	1:42.484	2	4	7.504	0.915	79.00
12	46	B	James BILSLAND	MG Midget	1:42.664	5	9	7.684	0.180	78.86
13	33	B	Andrew ACTMAN	Austin Healey Sprite	1:42.994	6	9	8.014	0.330	78.61
14	41	B	Nigel PRATT	MG Midget	1:44.166	9	9	9.186	1.172	77.72
15	36	B	David M JAMES	MG Midget	1:44.819	9	9	9.839	0.653	77.24
16	50	B	Steve COLLINSON	MG Midget	1:45.135	9	9	10.155	0.316	77.00
17	38	B	Ian STAGG	MG Midget	1:45.320	5	8	10.340	0.185	76.87
18	45	B	Jim MACKIE	Austin Healey Sprite	1:45.931	6	8	10.951	0.611	76.43
19	57	B	Tony GRIFFITHS	MG Midget	1:46.397	4	8	11.417	0.466	76.09
20	40	B	John COLLINSON	Austin Healey Sprite	1:46.971	2	3	11.991	0.574	75.68
21	42	B	Les GRIMSHAW	MG Midget	1:47.068	6	8	12.088	0.097	75.61
22	37	B	Phil ATTWOOD	MG Midget	1:47.776	6	8	12.796	0.708	75.12
23	43	B	Martin HILLARD	MG Midget	1:48.674	3	8	13.694	0.898	74.50
24	66	C	William SHARPE	MG Midget	1:49.105	5	8	14.125	0.431	74.20
25	73	C	Dean STANTON	MG Midget	1:49.528	3	8	14.548	0.423	73.92
26	61	C	David PYMM	MG Midget	1:49.902	5	8	14.922	0.374	73.66
27	64	C	Peter MAY	MG Midget	1:50.076	4	8	15.096	0.174	73.55
28	67	C	Mark T BOLDRY	MG Midget	1:51.006	5	8	16.026	0.930	72.93
29	62	C	John STANYON	MG Midget	1:51.050	3	8	16.070	0.044	72.90
30	49	B	Richard BRIDGE	MG Midget	1:51.089	5	8	16.109	0.039	72.88
31	63	C	Ian LANGFORD	MG Midget	1:51.752	3	7	16.772	0.663	72.44
32	68	C	David JEAL	MG Midget	2:11.715	3	7	36.735	19.963	61.46
33	72	C	Sandie A ROBBIE	MG Midget Mk.III	2:19.060	6	6	44.080	7.345	58.22

Weather / Track : Bright / Dry

These results are provisional until the conclusion of any judicial and technical matters.

Silverstone International  
Circuit Length = 2.2490 miles  
Start: 14:23 End: 14:40

Clerk of Course :	Timekeeper :
-------------------	--------------

# Lenham Sportscars MG Midget Challenge

## QUALIFYING - RACE 1 - LAP ANALYSIS

<b>1</b>	<b>William SMALLRIDGE</b>		A MG Midget				
1 -	1:42.431	+ 7.451	14:26:02.737	6 -	1:35.585	+ 0.605	14:34:00.253
2 -	1:35.940	+ 0.960	14:27:38.677	7 -	1:36.443	+ 1.463	14:35:36.696
3 -	1:35.542	+ 0.562	14:29:14.219	8 -	1:40.353	+ 5.373	14:37:17.049
4 -	1:35.469	+ 0.489	14:30:49.688	9 -	1:39.607	+ 4.627	14:38:56.656
5 -	<b>1:34.980</b>		<b>14:32:24.668</b>				
<b>2</b>	<b>Gil DUFFY</b>		A MG Midget				
1 -	1:44.320	+ 4.901	14:25:48.292	6 -	1:39.720	+ 0.301	14:34:11.462
2 -	1:41.617	+ 2.198	14:27:29.909	7 -	1:40.896	+ 1.477	14:35:52.358
3 -	1:41.581	+ 2.162	14:29:11.490	8 -	1:41.728	+ 2.309	14:37:34.086
4 -	1:40.833	+ 1.414	14:30:52.323	9 -	1:43.966	+ 4.547	14:39:18.052
5 -	<b>1:39.419</b>		<b>14:32:31.742</b>				
<b>3</b>	<b>Martin MORRIS</b>		A MG Midget				
1 -	1:47.620	+ 8.658	14:25:48.324	6 -	1:41.306	+ 2.344	14:34:11.526
2 -	1:41.696	+ 2.734	14:27:30.020	7 -	1:40.227	+ 1.265	14:35:51.753
3 -	1:40.672	+ 1.710	14:29:10.692	8 -	1:40.824	+ 1.862	14:37:32.577
4 -	1:40.566	+ 1.604	14:30:51.258	9 -	1:43.821	+ 4.859	14:39:16.398
5 -	<b>1:38.962</b>		<b>14:32:30.220</b>				
<b>4</b>	<b>David WESTON</b>		A MG Midget				
1 -	1:53.102	+ 14.288	14:26:20.395	6 -	1:41.281	+ 2.467	14:34:45.697
2 -	1:42.889	+ 4.075	14:28:03.284	7 -	<b>1:38.814</b>		<b>14:36:24.511</b>
3 -	1:39.551	+ 0.737	14:29:42.835	8 -	1:40.434	+ 1.620	14:38:04.945
4 -	1:40.260	+ 1.446	14:31:23.095	9 -	1:39.612	+ 0.798	14:39:44.557
5 -	1:41.321	+ 2.507	14:33:04.416				
<b>5</b>	<b>Edward REEVE</b>		A MG Midget				
1 -	1:54.917	+ 17.132	14:26:24.301	6 -	1:39.270	+ 1.485	14:34:51.604
2 -	1:46.049	+ 8.264	14:28:10.350	7 -	1:39.586	+ 1.801	14:36:31.190
3 -	1:41.895	+ 4.110	14:29:52.245	8 -	1:38.935	+ 1.150	14:38:10.125
4 -	1:42.304	+ 4.519	14:31:34.549	9 -	1:38.168	+ 0.383	14:39:48.293
5 -	<b>1:37.785</b>		<b>14:33:12.334</b>				
<b>6</b>	<b>John HELME</b>		A MG Midget				
1 -	1:51.920	+ 9.436	14:34:00.566	3 -	1:43.638	+ 1.154	14:37:26.688
2 -	<b>1:42.484</b>		<b>14:35:43.050</b>	4 -	1:43.833	+ 1.349	14:39:10.521
<b>9</b>	<b>Paul SIBLEY</b>		A MG Midget				
1 -	1:49.415	+ 11.716	14:26:17.258	5 -	1:39.238	+ 1.539	14:35:19.094
2 -	1:39.447	+ 1.748	14:27:56.705	6 -	1:40.640	+ 2.941	14:36:59.734
3 -	1:58.422 P	+ 20.723	14:29:55.127	7 -	<b>1:37.699</b>		<b>14:38:37.433</b>
4 -	3:44.729	+ 2:07.030	14:33:39.856				
<b>11</b>	<b>Richard PERRY</b>		A MG Midget				
1 -	1:49.715	+ 11.886	14:26:10.450	4 -	1:38.097	+ 0.268	14:31:13.331
2 -	1:44.239	+ 6.410	14:27:54.689	5 -	1:38.708	+ 0.879	14:32:52.039
3 -	1:40.545	+ 2.716	14:29:35.234	6 -	<b>1:37.829</b>		<b>14:34:29.868</b>
<b>30</b>	<b>Peter COLLINSON</b>		B MG Midget				
1 -	1:48.201	+ 6.632	14:25:47.971	6 -	1:42.052	+ 0.483	14:34:21.739
2 -	1:43.533	+ 1.964	14:27:31.504	7 -	<b>1:41.569</b>		<b>14:36:03.308</b>
3 -	1:42.295	+ 0.726	14:29:13.799	8 -	1:45.518	+ 3.949	14:37:48.826
4 -	1:42.391	+ 0.822	14:30:56.190	9 -	1:43.066	+ 1.497	14:39:31.892
5 -	1:43.497	+ 1.928	14:32:39.687				
<b>32</b>	<b>Dominic MOONEY</b>		B Austin Healey Sprite				
1 -	1:45.590	+ 4.583	14:25:52.983	6 -	1:42.161	+ 1.154	14:34:20.610
2 -	1:42.195	+ 1.188	14:27:35.178	7 -	1:41.714	+ 0.707	14:36:02.324
3 -	1:41.239	+ 0.232	14:29:16.417	8 -	1:44.114	+ 3.107	14:37:46.438
4 -	1:41.025	+ 0.018	14:30:57.442	9 -	1:42.765	+ 1.758	14:39:29.203
5 -	<b>1:41.007</b>		<b>14:32:38.449</b>				

Silverstone International  
Circuit Length = 2.2490 miles  
Start: 14:23 End: 14:40

Weather / Track : Bright / Dry

# Lenham Sportscars MG Midget Challenge

## QUALIFYING - RACE 1 - LAP ANALYSIS

<b>33</b>	<b>Andrew ACTMAN</b>		B Austin Healey Sprite			
1 -	1:54.544	+ 11.550	14:26:07.992	6 -	<b>1:42.994</b>	<b>14:34:51.360</b>
2 -	1:46.053	+ 3.059	14:27:54.045	7 -	1:44.072	14:36:35.432
3 -	1:45.262	+ 2.268	14:29:39.307	8 -	1:44.737	14:38:20.169
4 -	1:43.462	+ 0.468	14:31:22.769	9 -	1:44.070	14:40:04.239
5 -	1:45.597	+ 2.603	14:33:08.366			
<b>34</b>	<b>Mark TURNER</b>		B AH Sprite Mk.1			
1 -	1:47.058	+ 6.079	14:25:55.020	5 -	1:41.617	14:32:41.716
2 -	1:42.165	+ 1.186	14:27:37.185	6 -	<b>1:40.979</b>	<b>14:34:22.695</b>
3 -	1:41.133	+ 0.154	14:29:18.318	7 -	1:41.130	14:36:03.825
4 -	1:41.781	+ 0.802	14:31:00.099	8 -	2:00.155 P	+ 19.176 14:38:03.980
<b>36</b>	<b>David M JAMES</b>		B MG Midget			
1 -	1:50.853	+ 6.034	14:26:02.500	6 -	1:45.115	14:34:55.561
2 -	1:47.070	+ 2.251	14:27:49.570	7 -	1:45.332	14:36:40.893
3 -	1:47.824	+ 3.005	14:29:37.394	8 -	1:45.671	14:38:26.564
4 -	1:45.311	+ 0.492	14:31:22.705	9 -	<b>1:44.819</b>	<b>14:40:11.383</b>
5 -	1:47.741	+ 2.922	14:33:10.446			
<b>37</b>	<b>Phil ATTWOOD</b>		B MG Midget			
1 -	2:01.249	+ 13.473	14:26:19.768	5 -	1:49.194	14:33:40.298
2 -	1:50.343	+ 2.567	14:28:10.111	6 -	<b>1:47.776</b>	<b>14:35:28.074</b>
3 -	1:50.660	+ 2.884	14:30:00.771	7 -	1:49.677	14:37:17.751
4 -	1:50.333	+ 2.557	14:31:51.104	8 -	1:47.806	14:39:05.557
<b>38</b>	<b>Ian STAGG</b>		B MG Midget			
1 -	1:58.240	+ 12.920	14:26:22.251	5 -	<b>1:45.320</b>	<b>14:33:32.792</b>
2 -	1:50.026	+ 4.706	14:28:12.277	6 -	1:45.627	14:35:18.419
3 -	1:47.349	+ 2.029	14:29:59.626	7 -	1:51.287	14:37:09.706
4 -	1:47.846	+ 2.526	14:31:47.472	8 -	1:51.178	14:39:00.884
<b>40</b>	<b>John COLLINSON</b>		B Austin Healey Sprite			
1 -	1:53.303	+ 6.332	14:26:23.059	3 -	1:47.185	14:29:57.215
2 -	<b>1:46.971</b>		<b>14:28:10.030</b>			
<b>41</b>	<b>Nigel PRATT</b>		B MG Midget			
1 -	1:54.556	+ 10.390	14:26:10.167	6 -	1:44.593	14:34:57.450
2 -	1:44.671	+ 0.505	14:27:54.838	7 -	1:45.291	14:36:42.741
3 -	1:44.727	+ 0.561	14:29:39.565	8 -	1:44.883	14:38:27.624
4 -	1:44.711	+ 0.545	14:31:24.276	9 -	<b>1:44.166</b>	<b>14:40:11.790</b>
5 -	1:48.581	+ 4.415	14:33:12.857			
<b>42</b>	<b>Les GRIMSHAW</b>		B MG Midget			
1 -	1:58.938	+ 11.870	14:26:15.671	5 -	1:49.479	14:33:34.389
2 -	1:50.634	+ 3.566	14:28:06.305	6 -	<b>1:47.068</b>	<b>14:35:21.457</b>
3 -	1:50.652	+ 3.584	14:29:56.957	7 -	1:49.562	14:37:11.019
4 -	1:47.953	+ 0.885	14:31:44.910	8 -	1:51.437	14:39:02.456
<b>43</b>	<b>Martin HILLARD</b>		B MG Midget			
1 -	1:53.631	+ 4.957	14:26:07.110	5 -	1:49.570	14:33:30.211
2 -	1:51.679	+ 3.005	14:27:58.789	6 -	1:49.702	14:35:19.913
3 -	<b>1:48.674</b>		<b>14:29:47.463</b>	7 -	1:54.356	14:37:14.269
4 -	1:53.178	+ 4.504	14:31:40.641	8 -	1:52.353	14:39:06.622
<b>45</b>	<b>Jim MACKIE</b>		B Austin Healey Sprite			
1 -	1:53.787	+ 7.856	14:26:08.624	5 -	1:46.377	14:33:20.685
2 -	1:48.608	+ 2.677	14:27:57.232	6 -	<b>1:45.931</b>	<b>14:35:06.616</b>
3 -	1:49.352	+ 3.421	14:29:46.584	7 -	1:47.466	14:36:54.082
4 -	1:47.724	+ 1.793	14:31:34.308	8 -	1:48.953	14:38:43.035

Silverstone International  
Circuit Length = 2.2490 miles  
Start: 14:23 End: 14:40

Weather / Track : Bright / Dry

# Lenham Sportscars MG Midget Challenge

## QUALIFYING - RACE 1 - LAP ANALYSIS

<b>46</b>	<b>James BILSLAND</b>		<b>B MG Midget</b>				
1 -	1:46.497	+ 3.833	14:25:54.157	6 -	1:43.939	+ 1.275	14:34:29.884
2 -	1:43.280	+ 0.616	14:27:37.437	7 -	1:43.550	+ 0.886	14:36:13.434
3 -	1:43.040	+ 0.376	14:29:20.477	8 -	1:49.690	+ 7.026	14:38:03.124
4 -	1:42.804	+ 0.140	14:31:03.281	9 -	1:43.833	+ 1.169	14:39:46.957
5 -	<b>1:42.664</b>		<b>14:32:45.945</b>				
<b>49</b>	<b>Richard BRIDGE</b>		<b>B MG Midget</b>				
1 -	1:59.961	+ 8.872	14:26:15.349	5 -	<b>1:51.089</b>		<b>14:33:41.693</b>
2 -	1:52.701	+ 1.612	14:28:08.050	6 -	1:51.496	+ 0.407	14:35:33.189
3 -	1:51.121	+ 0.032	14:29:59.171	7 -	1:55.488	+ 4.399	14:37:28.677
4 -	1:51.433	+ 0.344	14:31:50.604	8 -	1:51.233	+ 0.144	14:39:19.910
<b>50</b>	<b>Steve COLLINSON</b>		<b>B MG Midget</b>				
1 -	1:51.128	+ 5.993	14:25:56.187	6 -	1:47.648	+ 2.513	14:34:49.079
2 -	1:46.006	+ 0.871	14:27:42.193	7 -	1:46.253	+ 1.118	14:36:35.332
3 -	1:47.252	+ 2.117	14:29:29.445	8 -	1:45.611	+ 0.476	14:38:20.943
4 -	1:45.849	+ 0.714	14:31:15.294	9 -	<b>1:45.135</b>		<b>14:40:06.078</b>
5 -	1:46.137	+ 1.002	14:33:01.431				
<b>57</b>	<b>Tony GRIFFITHS</b>		<b>B MG Midget</b>				
1 -	1:57.747	+ 11.350	14:26:19.210	5 -	1:47.205	+ 0.808	14:33:28.920
2 -	1:47.798	+ 1.401	14:28:07.008	6 -	1:48.091	+ 1.694	14:35:17.011
3 -	1:48.310	+ 1.913	14:29:55.318	7 -	1:49.340	+ 2.943	14:37:06.351
4 -	<b>1:46.397</b>		<b>14:31:41.715</b>	8 -	1:50.272	+ 3.875	14:38:56.623
<b>61</b>	<b>David PYMM</b>		<b>C MG Midget</b>				
1 -	1:56.658	+ 6.756	14:26:16.777	5 -	<b>1:49.902</b>		<b>14:33:42.686</b>
2 -	1:52.009	+ 2.107	14:28:08.786	6 -	1:50.369	+ 0.467	14:35:33.055
3 -	1:54.074	+ 4.172	14:30:02.860	7 -	1:54.126	+ 4.224	14:37:27.181
4 -	1:49.924	+ 0.022	14:31:52.784	8 -	1:51.317	+ 1.415	14:39:18.498
<b>62</b>	<b>John STANYON</b>		<b>C MG Midget</b>				
1 -	2:04.859	+ 13.809	14:26:21.829	5 -	1:51.102	+ 0.052	14:33:52.529
2 -	1:57.055	+ 6.005	14:28:18.884	6 -	1:51.958	+ 0.908	14:35:44.487
3 -	<b>1:51.050</b>		<b>14:30:09.934</b>	7 -	1:52.545	+ 1.495	14:37:37.032
4 -	1:51.493	+ 0.443	14:32:01.427	8 -	1:51.704	+ 0.654	14:39:28.736
<b>63</b>	<b>Ian LANGFORD</b>		<b>C MG Midget</b>				
1 -	1:58.976	+ 7.224	14:26:24.500	5 -	1:53.875	+ 2.123	14:33:57.917
2 -	1:55.027	+ 3.275	14:28:19.527	6 -	1:53.670	+ 1.918	14:35:51.587
3 -	<b>1:51.752</b>		<b>14:30:11.279</b>	7 -	2:11.008 P	+ 19.256	14:38:02.595
4 -	1:52.763	+ 1.011	14:32:04.042				
<b>64</b>	<b>Peter MAY</b>		<b>C MG Midget</b>				
1 -	1:57.996	+ 7.920	14:26:22.913	5 -	1:50.574	+ 0.498	14:33:47.995
2 -	1:54.286	+ 4.210	14:28:17.199	6 -	1:51.252	+ 1.176	14:35:39.247
3 -	1:50.146	+ 0.070	14:30:07.345	7 -	1:51.513	+ 1.437	14:37:30.760
4 -	<b>1:50.076</b>		<b>14:31:57.421</b>	8 -	1:50.762	+ 0.686	14:39:21.522
<b>66</b>	<b>William SHARPE</b>		<b>C MG Midget</b>				
1 -	1:55.298	+ 6.193	14:25:57.812	5 -	<b>1:49.105</b>		<b>14:33:17.122</b>
2 -	1:49.991	+ 0.886	14:27:47.803	6 -	1:49.547	+ 0.442	14:35:06.669
3 -	1:50.608	+ 1.503	14:29:38.411	7 -	1:50.161	+ 1.056	14:36:56.830
4 -	1:49.606	+ 0.501	14:31:28.017	8 -	1:49.347	+ 0.242	14:38:46.177
<b>67</b>	<b>Mark T BOLDRY</b>		<b>C MG Midget</b>				
1 -	1:54.488	+ 3.482	14:26:02.182	5 -	<b>1:51.006</b>		<b>14:33:32.366</b>
2 -	1:51.769	+ 0.763	14:27:53.951	6 -	1:51.054	+ 0.048	14:35:23.420
3 -	1:53.065	+ 2.059	14:29:47.016	7 -	1:54.035	+ 3.029	14:37:17.455
4 -	1:54.344	+ 3.338	14:31:41.360	8 -	1:52.416	+ 1.410	14:39:09.871

Silverstone International  
Circuit Length = 2.2490 miles  
Start: 14:23 End: 14:40

Weather / Track : Bright / Dry

## Lenham Sportscars MG Midget Challenge

### QUALIFYING - RACE 1 - LAP ANALYSIS

<b>68</b>	<b>David JEAL</b>		C MG Midget				
1 -	2:12.548	+ 0.833	14:26:48.344	5 -	2:24.673	+ 12.958	14:36:00.891
2 -	2:11.811	+ 0.096	14:29:00.155	6 -	2:28.178	+ 16.463	14:38:29.069
3 -	<b>2:11.715</b>		<b>14:31:11.870</b>	7 -	2:15.700	+ 3.985	14:40:44.769
4 -	2:24.348	+ 12.633	14:33:36.218				
<b>72</b>	<b>Sandie A ROBBIE</b>		C MG Midget Mk.III				
1 -	2:37.542	+ 18.482	14:27:14.828	4 -	2:21.192	+ 2.132	14:34:23.367
2 -	2:25.266	+ 6.206	14:29:40.094	5 -	2:21.715	+ 2.655	14:36:45.082
3 -	2:22.081	+ 3.021	14:32:02.175	6 -	<b>2:19.060</b>		<b>14:39:04.142</b>
<b>73</b>	<b>Dean STANTON</b>		C MG Midget				
1 -	1:59.771	+ 10.243	14:26:21.665	5 -	1:50.086	+ 0.558	14:33:44.571
2 -	1:52.114	+ 2.586	14:28:13.779	6 -	1:50.742	+ 1.214	14:35:35.313
3 -	<b>1:49.528</b>		<b>14:30:03.307</b>	7 -	1:51.527	+ 1.999	14:37:26.840
4 -	1:51.178	+ 1.650	14:31:54.485	8 -	1:50.666	+ 1.138	14:39:17.506

# Lenham Sportscars MG Midget Challenge

## RACE 1 - GRID

ROW 17	2:19.060 72 Sandie A ROBBIE		
ROW 16	1:51.752 63 Ian LANGFORD		2:11.715 68 David JEAL
ROW 15	1:51.050 62 John STANYON	1:51.089 49 Richard BRIDGE	
ROW 14	1:50.076 64 Peter MAY		1:51.006 67 Mark T BOLDRY
ROW 13	1:49.528 73 Dean STANTON	1:49.902 61 David PYMM	
ROW 12	1:48.674 43 Martin HILLARD		1:49.105 66 William SHARPE
ROW 11	1:47.068 42 Les GRIMSHAW	1:47.776 37 Phil ATTWOOD	
ROW 10	1:46.397 57 Tony GRIFFITHS		1:46.971 40 John COLLINSON
ROW 9	1:45.320 38 Ian STAGG	1:45.931 45 Jim MACKIE	
ROW 8	1:44.819 36 David M JAMES		1:45.135 50 Steve COLLINSON
ROW 7	1:42.994 33 Andrew ACTMAN	1:44.166 41 Nigel PRATT	
ROW 6	1:42.484 6 John HELME		1:42.664 46 James BILSLAND
ROW 5	1:41.007 32 Dominic MOONEY	1:41.569 30 Peter COLLINSON	
ROW 4	1:39.419 2 Gil DUFFY		1:40.979 34 Mark TURNER
ROW 3	1:38.814 4 David WESTON	1:38.962 3 Martin MORRIS	
ROW 2	1:37.785 5 Edward REEVE		1:37.829 11 Richard PERRY
ROW 1	1:34.980 1 William SMALLRIDGE	1:37.699 9 Paul SIBLEY	

**Pole**

Silverstone International  
Circuit Length = 2.2490 miles

**These results are provisional until the conclusion of any judicial and technical matters.**

Clerk of Course :		Timekeeper :
-------------------	--	--------------

# Zero Exhaust Thoroughbred Sports Car Championship

## QUALIFYING - RACE 2 - CLASSIFICATION

POS	NO	CL	NAME	ENTRY	TIME	ON	LAPS	GAP	DIFF	MPH
1	3	D	Chris ACKLAM	Morgan Plus 8	1:36.900	4	8			83.55
2	91	D	Philip GODDARD	Morgan Plus 8	1:38.077	4	8	1.177	1.177	82.55
3	85	D	Andy GREEN	Morgan Plus 8	1:38.347	4	9	1.447	0.270	82.32
4	89	D	John EMBERSON	Morgan Roadster	1:40.431	3	9	3.531	2.084	80.61
5	58	C	Jeremy KNIGHT	Jaguar D-Type Replica	1:40.663	3	9	3.763	0.232	80.43
6	87	D	Tony LEES	Morgan Plus 8	1:41.305	8	9	4.405	0.642	79.92
7	2	B	Mike HAZLEWOOD	Triumph TR4	1:41.901	8	9	5.001	0.596	79.45
8	60	C	Simon OREBI GANN	Morgan Roadster	1:41.978	4	8	5.078	0.077	79.39
9	51	B	Russell MCCARTHY	MGB Roadster	1:42.181	6	6	5.281	0.203	79.23
10	66	C	Simon CRIPPS	MG BGT V8	1:42.559	5	8	5.659	0.378	78.94
11	36	B	Colin JONES	MG A Twin Cam	1:42.589	3	7	5.689	0.030	78.92
12	97	D	Roger CONNELL	TVR Griffith	1:42.756	4	9	5.856	0.167	78.79
13	52	B	Spencer MCCARTHY	MG B Roasster	1:43.658	5	8	6.758	0.902	78.10
14	77	C	Barry HOLMES	MG BGT V8	1:44.106	4	8	7.206	0.448	77.77
15	64	C	Josh FILES	Triumph TR6	1:44.952	3	4	8.052	0.846	77.14
16	76	C	Peter DUBSKY	Jaguar D-Type	1:45.094	4	7	8.194	0.142	77.03
17	73	C	Roger WHITESIDE	Morgan Roadster	1:45.114	4	8	8.214	0.020	77.02
18	72	B	Bob LINES	Jaguar D-Type Replica	1:45.144	4	8	8.244	0.030	77.00
19	84	C	Jonathan EDWARDS	Morgan Plus 8	1:45.200	3	8	8.300	0.056	76.96
20	75	C	Andrew POTTER	Morgan Roadster	1:45.262	9	9	8.362	0.062	76.91
21	82	C	Sharlie GODDARD	Morgan Plus 8	1:45.310	2	9	8.410	0.048	76.88
22	71	C	Graham PADDICK	Kougar Jaguar	1:45.552	2	2	8.652	0.242	76.70
23	26	B	Peter BARNARD	Elva Courier	1:45.673	6	8	8.773	0.121	76.61
24	55	C	Rob SPENCER	MG B V8	1:46.005	5	8	9.105	0.332	76.37
25	79	C	Ulrich VIERHAUS	Morgan Roadster	1:46.206	5	8	9.306	0.201	76.23
26	35	B	Steve CHAPMAN	Triumph TR4	1:46.772	4	8	9.872	0.566	75.82
27	38	B	Neil CAWTHORN	MGA Roadster	1:47.084	7	8	10.184	0.312	75.60
28	50	B	Dennis BRON	MGA TC	1:47.207	7	8	10.307	0.123	75.52
29	23	B	Kevin SWANN	MGB Roadster	1:47.695	4	4	10.795	0.488	75.17
30	32	B	Alan KYSON	MG BGT V8	1:47.902	7	8	11.002	0.207	75.03
31	27	B	Terry BURROWS	MG B Roadster	1:48.112	7	8	11.212	0.210	74.88
32	37	B	Jim BRYAN	MG B GT V8	1:48.528	5	8	11.628	0.416	74.60
33	54	C	Philip TISDALL	Morgan Plus 8	1:48.814	7	8	11.914	0.286	74.40
34	20	B	Dave BAILEY	Triumph TR4	1:49.082	5	8	12.182	0.268	74.22
35	4	A	Peter HISCOCKS	MGA Unknown	1:53.109	7	8	16.209	4.027	71.58
36	65	C	Chris EDWARDS	Triumpg GT6	1:53.350	5	8	16.450	0.241	71.42
37	7	A	Brian PLAYFORD	MGB Roadster	1:56.402	2	7	19.502	3.052	69.55
38	68	C	Peter DUMELOW	Triumph TR6	1:58.335	4	4	21.435	1.933	68.41
39	74	C	Phillip LAMBE	Triumph TR6	1:59.119	4	7	22.219	0.784	67.96

Cars 7, 51 & 76 - Transponders not working - FIX OR YOU WILL BE IGNORED IN THE RACE

Weather / Track : Bright / Dry

These results are provisional until the conclusion of any judicial and technical matters.

Silverstone International  
Circuit Length = 2.2490 miles  
Start: 14:46 End: 15:04

Clerk of Course :	Timekeeper :
-------------------	--------------

## Zero Exhaust Thoroughbred Sports Car Championship

### QUALIFYING - RACE 2 - LAP ANALYSIS

<b>2</b>	<b>Mike HAZLEWOOD</b>		B Triumph TR4				
1 -	1:48.830	+ 6.929	14:48:57.486	6 -	1:42.662	+ 0.761	14:57:37.563
2 -	1:44.796	+ 2.895	14:50:42.282	7 -	1:42.809	+ 0.908	14:59:20.372
3 -	1:45.989	+ 4.088	14:52:28.271	8 -	<b>1:41.901</b>		<b>15:01:02.273</b>
4 -	1:42.983	+ 1.082	14:54:11.254	9 -	1:42.889	+ 0.988	15:02:45.162
5 -	1:43.647	+ 1.746	14:55:54.901				
<b>3</b>	<b>Chris ACKLAM</b>		D Morgan Plus 8				
1 -	1:48.135	+ 11.235	14:48:57.599	5 -	1:39.759	+ 2.859	14:55:31.176
2 -	1:39.057	+ 2.157	14:50:36.656	6 -	1:38.135	+ 1.235	14:57:09.311
3 -	1:37.861	+ 0.961	14:52:14.517	7 -	1:40.420	+ 3.520	14:58:49.731
4 -	<b>1:36.900</b>		<b>14:53:51.417</b>	8 -	2:02.070 P	+ 25.170	15:00:51.801
<b>4</b>	<b>Peter HISCOCKS</b>		A MGA Unknown				
1 -	2:05.274	+ 12.165	14:49:40.663	5 -	1:55.812	+ 2.703	14:57:29.660
2 -	1:57.346	+ 4.237	14:51:38.009	6 -	1:54.083	+ 0.974	14:59:23.743
3 -	1:58.888	+ 5.779	14:53:36.897	7 -	<b>1:53.109</b>		<b>15:01:16.852</b>
4 -	1:56.951	+ 3.842	14:55:33.848	8 -	1:53.203	+ 0.094	15:03:10.055
<b>7</b>	<b>Brian PLAYFORD</b>		A MGB Roadster				
1 -	2:03.034	+ 6.632	14:49:41.033	5 -	2:02.328	+ 5.926	14:57:38.434
2 -	<b>1:56.402</b>		<b>14:51:37.435</b>	6 -	2:01.668	+ 5.266	14:59:40.102
3 -	1:59.093	+ 2.691	14:53:36.528	7 -	2:09.405	+ 13.003	15:01:49.507
4 -	1:59.578	+ 3.176	14:55:36.106				
<b>20</b>	<b>Dave BAILEY</b>		B Triumph TR4				
1 -	1:56.829	+ 7.747	14:49:23.268	5 -	<b>1:49.082</b>		<b>14:56:46.165</b>
2 -	1:51.571	+ 2.489	14:51:14.839	6 -	1:50.414	+ 1.332	14:58:36.579
3 -	1:52.080	+ 2.998	14:53:06.919	7 -	1:49.945	+ 0.863	15:00:26.524
4 -	1:50.164	+ 1.082	14:54:57.083	8 -	1:53.204	+ 4.122	15:02:19.728
<b>23</b>	<b>Kevin SWANN</b>		B MGB Roadster				
1 -	1:52.840	+ 5.145	14:49:31.086	3 -	1:55.114	+ 7.419	14:53:17.744
2 -	1:51.544	+ 3.849	14:51:22.630	4 -	<b>1:47.695</b>		<b>14:55:05.439</b>
<b>26</b>	<b>Peter BARNARD</b>		B Elva Courier				
1 -	1:53.318	+ 7.645	14:49:33.007	5 -	1:49.739	+ 4.066	14:56:51.269
2 -	1:54.958	+ 9.285	14:51:27.965	6 -	<b>1:45.673</b>		<b>14:58:36.942</b>
3 -	1:47.689	+ 2.016	14:53:15.654	7 -	1:46.647	+ 0.974	15:00:23.589
4 -	1:45.876	+ 0.203	14:55:01.530	8 -	2:07.728 P	+ 22.055	15:02:31.317
<b>27</b>	<b>Terry BURROWS</b>		B MG B Roadster				
1 -	1:58.341	+ 10.229	14:49:27.390	5 -	1:51.013	+ 2.901	14:56:51.269
2 -	1:52.833	+ 4.721	14:51:20.223	6 -	1:48.530	+ 0.418	14:58:39.799
3 -	1:50.224	+ 2.112	14:53:10.447	7 -	<b>1:48.112</b>		<b>15:00:27.911</b>
4 -	1:49.809	+ 1.697	14:55:00.256	8 -	1:54.608	+ 6.496	15:02:22.519
<b>32</b>	<b>Alan KYSON</b>		B MG BGT V8				
1 -	1:57.523	+ 9.621	14:49:30.124	5 -	1:51.460	+ 3.558	14:56:52.539
2 -	1:52.986	+ 5.084	14:51:23.110	6 -	1:48.123	+ 0.221	14:58:40.662
3 -	1:49.767	+ 1.865	14:53:12.877	7 -	<b>1:47.902</b>		<b>15:00:28.564</b>
4 -	1:48.202	+ 0.300	14:55:01.079	8 -	1:53.209	+ 5.307	15:02:21.773
<b>35</b>	<b>Steve CHAPMAN</b>		B Triumph TR4				
1 -	1:55.797	+ 9.025	14:49:24.302	5 -	1:50.739	+ 3.967	14:56:39.789
2 -	1:50.846	+ 4.074	14:51:15.148	6 -	1:47.544	+ 0.772	14:58:27.333
3 -	1:47.130	+ 0.358	14:53:02.278	7 -	1:55.617	+ 8.845	15:00:22.950
4 -	<b>1:46.772</b>		<b>14:54:49.050</b>	8 -	1:58.203	+ 11.431	15:02:21.153
<b>36</b>	<b>Colin JONES</b>		B MG A Twin Cam				
1 -	1:54.497	+ 11.908	14:49:26.704	5 -	1:43.038	+ 0.449	14:56:21.908
2 -	1:45.033	+ 2.444	14:51:11.737	6 -	1:42.993	+ 0.404	14:58:04.901

Cars 7, 51 & 76 - Transponders not working - FIX OR YOU WILL BE IGNORED IN THE RACE

Weather / Track : Bright / Dry

# Zero Exhaust Thoroughbred Sports Car Championship

## QUALIFYING - RACE 2 - LAP ANALYSIS

3 -	1:42.589		14:52:54.326	7 -	2:07.891 P	+ 25.302	15:00:12.792
4 -	1:44.544	+ 1.955	14:54:38.870				
<b>37</b>	<b>Jim BRYAN</b>		<b>B MG B GT V8</b>				
1 -	1:56.821	+ 8.293	14:49:32.249	5 -	<b>1:48.528</b>	+ 1.219	<b>14:56:58.760</b>
2 -	1:56.103	+ 7.575	14:51:28.352	6 -	1:49.747	+ 1.442	14:58:48.507
3 -	1:51.664	+ 3.136	14:53:20.016	7 -	1:49.970	+ 0.695	15:00:38.477
4 -	1:50.216	+ 1.688	14:55:10.232	8 -	1:49.223		15:02:27.700
<b>38</b>	<b>Neil CAWTHORN</b>		<b>B MGA Roadster</b>				
1 -	1:58.030	+ 10.946	14:49:38.945	5 -	1:48.044	+ 0.960	14:56:59.268
2 -	1:52.538	+ 5.454	14:51:31.483	6 -	1:48.363	+ 1.279	14:58:47.631
3 -	1:51.266	+ 4.182	14:53:22.749	7 -	<b>1:47.084</b>		<b>15:00:34.715</b>
4 -	1:48.475	+ 1.391	14:55:11.224	8 -	1:48.592	+ 1.508	15:02:23.307
<b>50</b>	<b>Dennis BRON</b>		<b>B MGA TC</b>				
1 -	1:57.924	+ 10.717	14:49:29.966	5 -	1:48.864	+ 1.657	14:56:59.882
2 -	1:59.228	+ 12.021	14:51:29.194	6 -	1:51.573	+ 4.366	14:58:51.455
3 -	1:51.435	+ 4.228	14:53:20.629	7 -	<b>1:47.207</b>		<b>15:00:38.662</b>
4 -	1:50.389	+ 3.182	14:55:11.018	8 -	1:50.084	+ 2.877	15:02:28.746
<b>51</b>	<b>Russell MCCARTHY</b>		<b>B MGB Roadster</b>				
1 -	1:51.739	+ 9.558	14:49:30.273	4 -	1:43.685	+ 1.504	14:54:46.661
2 -	1:47.452	+ 5.271	14:51:17.725	5 -	1:44.013	+ 1.832	14:56:30.674
3 -	1:45.251	+ 3.070	14:53:02.976	6 -	<b>1:42.181</b>		<b>14:58:12.855</b>
<b>52</b>	<b>Spencer MCCARTHY</b>		<b>B MG B Roasster</b>				
1 -	1:51.472	+ 7.814	14:49:33.535	5 -	<b>1:43.658</b>		<b>14:56:37.996</b>
2 -	1:48.750	+ 5.092	14:51:22.285	6 -	1:47.726	+ 4.068	14:58:25.722
3 -	1:45.811	+ 2.153	14:53:08.096	7 -	1:48.246	+ 4.588	15:00:13.968
4 -	1:46.242	+ 2.584	14:54:54.338	8 -	2:09.162 P	+ 25.504	15:02:23.130
<b>54</b>	<b>Philip TISDALL</b>		<b>C Morgan Plus 8</b>				
1 -	1:54.306	+ 5.492	14:49:12.171	5 -	1:51.136	+ 2.322	14:56:33.142
2 -	1:51.045	+ 2.231	14:51:03.216	6 -	1:50.665	+ 1.851	14:58:23.807
3 -	1:49.758	+ 0.944	14:52:52.974	7 -	<b>1:48.814</b>		<b>15:00:12.621</b>
4 -	1:49.032	+ 0.218	14:54:42.006	8 -	1:49.688	+ 0.874	15:02:02.309
<b>55</b>	<b>Rob SPENCER</b>		<b>C MG B V8</b>				
1 -	1:53.768	+ 7.763	14:49:28.515	5 -	<b>1:46.005</b>		<b>14:56:41.070</b>
2 -	1:52.136	+ 6.131	14:51:20.651	6 -	1:46.713	+ 0.708	14:58:27.783
3 -	1:47.243	+ 1.238	14:53:07.894	7 -	1:46.597	+ 0.592	15:00:14.380
4 -	1:47.171	+ 1.166	14:54:55.065	8 -	1:49.793	+ 3.788	15:02:04.173
<b>58</b>	<b>Jeremy KNIGHT</b>		<b>C Jaguar D-Type Replica</b>				
1 -	1:46.950	+ 6.287	14:48:59.715	6 -	1:44.533	+ 3.870	14:57:28.810
2 -	1:41.605	+ 0.942	14:50:41.320	7 -	1:41.643	+ 0.980	14:59:10.453
3 -	<b>1:40.663</b>		<b>14:52:21.983</b>	8 -	1:44.203	+ 3.540	15:00:54.656
4 -	1:41.364	+ 0.701	14:54:03.347	9 -	1:48.237	+ 7.574	15:02:42.893
5 -	1:40.930	+ 0.267	14:55:44.277				
<b>60</b>	<b>Simon OREBI GANN</b>		<b>C Morgan Roadster</b>				
1 -	1:49.445	+ 7.467	14:49:30.524	5 -	1:47.688	+ 5.710	14:56:31.420
2 -	1:47.436	+ 5.458	14:51:17.960	6 -	1:46.345	+ 4.367	14:58:17.765
3 -	1:43.794	+ 1.816	14:53:01.754	7 -	1:42.363	+ 0.385	15:00:00.128
4 -	<b>1:41.978</b>		<b>14:54:43.732</b>	8 -	1:44.023	+ 2.045	15:01:44.151
<b>64</b>	<b>Josh FILES</b>		<b>C Triumph TR6</b>				
1 -	1:56.405	+ 11.453	14:49:17.497	3 -	<b>1:44.952</b>		<b>14:52:48.442</b>
2 -	1:45.993	+ 1.041	14:51:03.490	4 -	2:03.081 P	+ 18.129	14:54:51.523
<b>65</b>	<b>Chris EDWARDS</b>		<b>C Triumph GT6</b>				
1 -	1:59.175	+ 5.825	14:49:26.339	5 -	<b>1:53.350</b>		<b>14:57:04.448</b>

Cars 7, 51 & 76 - Transponders not working - FIX OR YOU WILL BE IGNORED IN THE RACE

Weather / Track : Bright / Dry

# Zero Exhaust Thoroughbred Sports Car Championship

## QUALIFYING - RACE 2 - LAP ANALYSIS

2 -	1:55.197	+ 1.847	14:51:21.536	6 -	1:54.319	+ 0.969	14:58:58.767
3 -	1:54.565	+ 1.215	14:53:16.101	7 -	1:54.871	+ 1.521	15:00:53.638
4 -	1:54.997	+ 1.647	14:55:11.098	8 -	1:55.934	+ 2.584	15:02:49.572
<b>66</b>	<b>Simon CRIPPS</b>		C		MG BGT V8		
1 -	1:52.020	+ 9.461	14:49:24.780	5 -	<b>1:42.559</b>		<b>14:56:19.375</b>
2 -	1:45.888	+ 3.329	14:51:10.668	6 -	1:42.898	+ 0.339	14:58:02.273
3 -	1:42.980	+ 0.421	14:52:53.648	7 -	1:49.450	+ 6.891	14:59:51.723
4 -	1:43.168	+ 0.609	14:54:36.816	8 -	1:46.806	+ 4.247	15:01:38.529
<b>68</b>	<b>Peter DUMELow</b>		C		Triumph TR6		
1 -	2:01.724	+ 3.389	14:49:27.218	3 -	2:01.579	+ 3.244	14:53:34.845
2 -	2:06.048	+ 7.713	14:51:33.266	4 -	<b>1:58.335</b>		<b>14:55:33.180</b>
<b>71</b>	<b>Graham PADDICK</b>		C		Kougar Jaguar		
1 -	1:54.064	+ 8.512	14:49:12.408	2 -	<b>1:45.552</b>		<b>14:50:57.960</b>
<b>72</b>	<b>Bob LINES</b>		B		Jaguar D-Type Replica		
1 -	1:54.576	+ 9.432	14:49:27.979	5 -	1:47.113	+ 1.969	14:56:37.095
2 -	1:50.952	+ 5.808	14:51:18.931	6 -	1:48.276	+ 3.132	14:58:25.371
3 -	1:45.907	+ 0.763	14:53:04.838	7 -	1:48.302	+ 3.158	15:00:13.673
4 -	<b>1:45.144</b>		<b>14:54:49.982</b>	8 -	1:50.021	+ 4.877	15:02:03.694
<b>73</b>	<b>Roger WHITESIDE</b>		C		Morgan Roadster		
1 -	1:54.596	+ 9.482	14:49:13.549	5 -	1:45.998	+ 0.884	14:56:16.149
2 -	1:46.293	+ 1.179	14:50:59.842	6 -	1:45.585	+ 0.471	14:58:01.734
3 -	1:45.195	+ 0.081	14:52:45.037	7 -	1:47.177	+ 2.063	14:59:48.911
4 -	<b>1:45.114</b>		<b>14:54:30.151</b>	8 -	1:53.074	+ 7.960	15:01:41.985
<b>74</b>	<b>Phillip LAMBE</b>		C		Triumph TR6		
1 -	2:03.797	+ 4.678	14:49:26.487	5 -	2:01.934	+ 2.815	14:57:34.518
2 -	2:05.629	+ 6.510	14:51:32.116	6 -	2:04.254	+ 5.135	14:59:38.772
3 -	2:01.349	+ 2.230	14:53:33.465	7 -	2:12.527	+ 13.408	15:01:51.299
4 -	<b>1:59.119</b>		<b>14:55:32.584</b>				
<b>75</b>	<b>Andrew POTTER</b>		C		Morgan Roadster		
1 -	1:53.317	+ 8.055	14:49:09.260	6 -	1:45.464	+ 0.202	14:58:00.917
2 -	1:46.457	+ 1.195	14:50:55.717	7 -	1:45.982	+ 0.720	14:59:46.899
3 -	1:47.192	+ 1.930	14:52:42.909	8 -	1:49.754	+ 4.492	15:01:36.653
4 -	1:46.507	+ 1.245	14:54:29.416	9 -	<b>1:45.262</b>		<b>15:03:21.915</b>
5 -	1:46.037	+ 0.775	14:56:15.453				
<b>76</b>	<b>Peter DUBSKY</b>		C		Jaguar D-Type		
1 -	1:52.430	+ 7.336	14:49:34.303	5 -	1:49.625	+ 4.531	14:56:52.728
2 -	1:54.443	+ 9.349	14:51:28.746	6 -	1:51.923	+ 6.829	14:58:44.651
3 -	1:49.263	+ 4.169	14:53:18.009	7 -	5:04.415 p	+ 3:19.321	15:03:49.066
4 -	<b>1:45.094</b>		<b>14:55:03.103</b>				
<b>77</b>	<b>Barry HOLMES</b>		C		MG BGT V8		
1 -	1:52.991	+ 8.885	14:49:32.004	5 -	1:44.595	+ 0.489	14:56:41.235
2 -	1:51.295	+ 7.189	14:51:23.299	6 -	1:46.873	+ 2.767	14:58:28.108
3 -	1:49.235	+ 5.129	14:53:12.534	7 -	1:46.431	+ 2.325	15:00:14.539
4 -	<b>1:44.106</b>		<b>14:54:56.640</b>	8 -	1:49.909	+ 5.803	15:02:04.448
<b>79</b>	<b>Ulrich VIERHAUS</b>		C		Morgan Roadster		
1 -	1:53.538	+ 7.332	14:49:09.990	5 -	<b>1:46.206</b>		<b>14:56:18.660</b>
2 -	1:46.374	+ 0.168	14:50:56.364	6 -	1:47.170	+ 0.964	14:58:05.830
3 -	1:47.652	+ 1.446	14:52:44.016	7 -	1:50.084	+ 3.878	14:59:55.914
4 -	1:48.438	+ 2.232	14:54:32.454	8 -	1:47.467	+ 1.261	15:01:43.381
<b>82</b>	<b>Sharlie GODDARD</b>		C		Morgan Plus 8		
1 -	1:53.444	+ 8.134	14:49:08.579	6 -	1:47.986	+ 2.676	14:58:00.341
2 -	<b>1:45.310</b>		<b>14:50:53.889</b>	7 -	1:48.101	+ 2.791	14:59:48.442

Cars 7, 51 & 76 - Transponders not working - FIX OR YOU WILL BE IGNORED IN THE RACE

Weather / Track : Bright / Dry

# Zero Exhaust Thoroughbred Sports Car Championship

## QUALIFYING - RACE 2 - LAP ANALYSIS

3 -	1:45.883	+ 0.573	14:52:39.772	8 -	1:49.390	+ 4.080	15:01:37.832
4 -	1:45.483	+ 0.173	14:54:25.255	9 -	1:46.096	+ 0.786	15:03:23.928
5 -	1:47.100	+ 1.790	14:56:12.355				
<b>84</b>	<b>Jonathan EDWARDS</b>		<b>C Morgan Plus 8</b>				
1 -	1:51.367	+ 6.167	14:49:20.500	5 -	1:45.742	+ 0.542	14:56:26.677
2 -	1:46.800	+ 1.600	14:51:07.300	6 -	1:45.723	+ 0.523	14:58:12.400
3 -	<b>1:45.200</b>		<b>14:52:52.500</b>	7 -	1:47.195	+ 1.995	14:59:59.595
4 -	1:48.435	+ 3.235	14:54:40.935	8 -	1:51.065	+ 5.865	15:01:50.660
<b>85</b>	<b>Andy GREEN</b>		<b>D Morgan Plus 8</b>				
1 -	1:53.919	+ 15.572	14:49:06.627	6 -	1:42.480	+ 4.133	14:57:28.115
2 -	1:40.964	+ 2.617	14:50:47.591	7 -	1:40.100	+ 1.753	14:59:08.215
3 -	1:40.258	+ 1.911	14:52:27.849	8 -	1:39.659	+ 1.312	15:00:47.874
4 -	<b>1:38.347</b>		<b>14:54:06.196</b>	9 -	1:39.388	+ 1.041	15:02:27.262
5 -	1:39.439	+ 1.092	14:55:45.635				
<b>87</b>	<b>Tony LEES</b>		<b>D Morgan Plus 8</b>				
1 -	1:49.030	+ 7.725	14:49:01.109	6 -	1:41.498	+ 0.193	14:57:34.820
2 -	1:42.997	+ 1.692	14:50:44.106	7 -	1:41.976	+ 0.671	14:59:16.796
3 -	1:44.237	+ 2.932	14:52:28.343	8 -	<b>1:41.305</b>		<b>15:00:58.101</b>
4 -	1:41.550	+ 0.245	14:54:09.893	9 -	1:43.244	+ 1.939	15:02:41.345
5 -	1:43.429	+ 2.124	14:55:53.322				
<b>89</b>	<b>John EMBERSON</b>		<b>D Morgan Roadster</b>				
1 -	1:48.238	+ 7.807	14:48:58.203	6 -	1:49.701	+ 9.270	14:57:33.035
2 -	1:42.197	+ 1.766	14:50:40.400	7 -	1:43.187	+ 2.756	14:59:16.222
3 -	<b>1:40.431</b>		<b>14:52:20.831</b>	8 -	1:41.585	+ 1.154	15:00:57.807
4 -	1:41.825	+ 1.394	14:54:02.656	9 -	1:45.666	+ 5.235	15:02:43.473
5 -	1:40.678	+ 0.247	14:55:43.334				
<b>91</b>	<b>Philip GODDARD</b>		<b>D Morgan Plus 8</b>				
1 -	1:47.157	+ 9.080	14:48:58.562	5 -	1:39.248	+ 1.171	14:55:34.452
2 -	1:40.271	+ 2.194	14:50:38.833	6 -	1:40.964	+ 2.887	14:57:15.416
3 -	1:38.294	+ 0.217	14:52:17.127	7 -	1:51.960	+ 13.883	14:59:07.376
4 -	<b>1:38.077</b>		<b>14:53:55.204</b>	8 -	1:57.012 p	+ 18.935	15:01:04.388
<b>97</b>	<b>Roger CONNELL</b>		<b>D TVR Griffith</b>				
1 -	1:49.614	+ 6.858	14:49:00.201	6 -	1:43.026	+ 0.270	14:57:36.831
2 -	1:43.385	+ 0.629	14:50:43.586	7 -	1:44.143	+ 1.387	14:59:20.974
3 -	1:42.980	+ 0.224	14:52:26.566	8 -	1:43.699	+ 0.943	15:01:04.673
4 -	<b>1:42.756</b>		<b>14:54:09.322</b>	9 -	1:45.447	+ 2.691	15:02:50.120
5 -	1:44.483	+ 1.727	14:55:53.805				

Cars 7, 51 & 76 - Transponders not working - FIX OR YOU WILL BE IGNORED IN THE RACE

Weather / Track : Bright / Dry

www.tsl-timing.com

Page 4 of 4

Silverstone International  
Circuit Length = 2.2490 miles  
Start: 14:46 End: 15:04

Printed - 15.05 Friday, 10 July 2009

# Zero Exhaust Thoroughbred Sports Car Championship

## RACE 2 - GRID

ROW 20		1:59.119 74 Phillip LAMBE	
ROW 19	7	1:56.402 Brian PLAYFORD	1:58.335 68 Peter DUMELow
ROW 18		1:53.109 4 Peter HISCOCKS	1:53.350 65 Chris EDWARDS
ROW 17	54	1:48.814 Phillip TISDALL	1:49.082 20 Dave BAILEY
ROW 16		1:48.112 27 Terry BURROWS	1:48.528 37 Jim BRYAN
ROW 15	23	1:47.695 Kevin SWANN	1:47.902 32 Alan KYSON
ROW 14		1:47.084 38 Neil CAWTHORN	1:47.207 50 Dennis BRON
ROW 13	79	1:46.206 Ulrich VIERHAUS	1:46.772 35 Steve CHAPMAN
ROW 12		1:45.673 26 Peter BARNARD	1:46.005 55 Rob SPENCER
ROW 11	82	1:45.310 Sharlie GODDARD	1:45.552 71 Graham PADDICK
ROW 10		1:45.200 84 Jonathan EDWARDS	1:45.262 75 Andrew POTTER
ROW 9	73	1:45.114 Roger WHITESIDE	1:45.144 72 Bob LINES
ROW 8		1:44.952 64 Josh FILES	1:45.094 76 Peter DUBSKY
ROW 7	52	1:43.658 Spencer MCCARTHY	1:44.106 77 Barry HOLMES
ROW 6		1:42.589 36 Colin JONES	1:42.756 97 Roger CONNEL
ROW 5	51	1:42.181 Russell MCCARTHY	1:42.559 66 Simon CRIPPS
ROW 4		1:41.901 2 Mike HAZLEWOOD	1:41.978 60 Simon OREBI GANN
ROW 3	58	1:40.663 Jeremy KNIGHT	1:41.305 87 Tony LEES
ROW 2		1:38.347 85 Andy GREEN	1:40.431 89 John EMBERSON
ROW 1	3	1:36.900 Chris ACKLAM	1:38.077 91 Phillip GODDARD
<b>Pole</b>			
			

Silverstone International  
Circuit Length = 2.2490 miles

**These results are provisional until the conclusion of any judicial and technical matters.**

Clerk of Course :		Timekeeper :
-------------------	--	--------------

# 30 Minute Pit Stop Race for Two Drivers

## QUALIFYING - RACE 8 - CLASSIFICATION

POS	NO	CL	NAME	ENTRY	TIME	ON	LAPS	GAP	DIFF	MPH
1	1		<b>SMALLRIDGE/SMALLRIDGE</b>	MG Midget	<b>1:34.996</b>	4	11			85.22
2	16		<b>STAINES/GRIFFITHS</b>	MG Midget	<b>1:37.145</b>	10	10	<b>2.149</b>	2.149	83.34
3	82		<b>RILEY/JAMES</b>	MG B V8	<b>1:37.339</b>	10	11	<b>2.343</b>	0.194	83.17
4	61		<b>LUTI/CROWTON</b>	MG ZT 520	<b>1:38.065</b>	2	10	<b>3.069</b>	0.726	82.56
5	75		<b>HALL/BEER</b>	MGB V8	<b>1:38.264</b>	6	11	<b>3.268</b>	0.199	82.39
6	73		<b>WALKER/WAHLGREN</b>	MG ZR 190	<b>1:39.300</b>	4	11	<b>4.304</b>	1.036	81.53
7	31		<b>MORRIS/STORRAR</b>	MG Midget	<b>1:39.679</b>	9	10	<b>4.683</b>	0.379	81.22
8	24		<b>HUMPHREY/WOOD</b>	MG LE 500	<b>1:40.681</b>	9	10	<b>5.685</b>	1.002	80.41
9	2		<b>DUFFY/COW</b>	MG Midget	<b>1:41.043</b>	4	10	<b>6.047</b>	0.362	80.12
10	8		<b>HAZEL/CLEMENTS</b>	MG ZR 160	<b>1:42.749</b>	6	6	<b>7.753</b>	1.706	78.79
11	19		<b>GRANT/SPOONER</b>	Austin Healey 3000	<b>1:43.234</b>	4	10	<b>8.238</b>	0.485	78.42
12	66		<b>CRIPPS/HOLMES</b>	MG BGT V8	<b>1:43.436</b>	2	10	<b>8.440</b>	0.202	78.27
13	37		<b>HOLMES/SPENCER</b>	MG BGT V8	<b>1:43.706</b>	10	10	<b>8.710</b>	0.270	78.07
14	41		<b>PRATT/PANTER</b>	MG Midget	<b>1:44.553</b>	8	11	<b>9.557</b>	0.847	77.43
15	55		<b>CAMPBELL/CAMPBELL</b>	MG C Roadster	<b>1:45.573</b>	7	10	<b>10.577</b>	1.020	76.68
16	36		<b>BRYAN/BRYAN</b>	MG BGT V8	<b>1:45.988</b>	8	9	<b>10.992</b>	0.415	76.38
17	13		<b>BURCHILL/LEWIS</b>	MG ZS	<b>1:46.537</b>	8	10	<b>11.541</b>	0.549	75.99
18	57		<b>SMITH/SMITH</b>	MG Midget	<b>1:46.757</b>	9	10	<b>11.761</b>	0.220	75.83
19	17		<b>SKINNER/SMITH</b>	MG B Roadster	<b>1:46.964</b>	2	10	<b>11.968</b>	0.207	75.69
20	63		<b>POLLEY/JOHNSON</b>	MG B Roadster	<b>1:47.360</b>	9	10	<b>12.364</b>	0.396	75.41
21	19		<b>MOORE/DEAR</b>	Austin Healey Sprite	<b>1:47.361</b>	3	6	<b>12.365</b>	0.001	75.41
22	22		<b>RAYMENT/RAYMENT</b>	MG F Cup	<b>1:47.527</b>	4	10	<b>12.531</b>	0.166	75.29
23	44		<b>THORNE/WINDSOR-PRICE</b>	Austin Healey 100	<b>1:47.949</b>	7	10	<b>12.953</b>	0.422	75.00
24	26		<b>McGEE/LASKEY</b>	MG Midget	<b>1:49.365</b>	2	8	<b>14.369</b>	1.416	74.03
25	20		<b>BAILEY/BAILEY</b>	Triumph TR4	<b>1:49.989</b>	2	10	<b>14.993</b>	0.624	73.61
26	62		<b>GRAY/SIMPSON</b>	MG B Roadster	<b>1:51.125</b>	9	9	<b>16.129</b>	1.136	72.85
27	10		<b>HEDITCH/FISHER</b>	MG Midget	<b>1:51.198</b>	4	9	<b>16.202</b>	0.073	72.81
28	9		<b>EDNEY/EDNEY</b>	MG TB	<b>1:51.435</b>	3	10	<b>16.439</b>	0.237	72.65
29	6		<b>BANKS/HALL</b>	MG B	<b>1:52.277</b>	9	10	<b>17.281</b>	0.842	72.11
30	85		<b>GREEN/LEWIS</b>	Triumph Dolomite Sprint	<b>1:53.333</b>	3	8	<b>18.337</b>	1.056	71.43
31	29		<b>LEWIS/LEWIS</b>	MG B	<b>1:53.804</b>	9	10	<b>18.808</b>	0.471	71.14
32	7		<b>TYLER/HEATH</b>	MG Montego	<b>1:54.217</b>	8	9	<b>19.221</b>	0.413	70.88
33	5		<b>TOES/TOES</b>	MG Midget	<b>1:54.517</b>	9	9	<b>19.521</b>	0.300	70.70
34	23		<b>PHILLIPS/BOWKER</b>	MG Metro	<b>1:55.732</b>	9	9	<b>20.736</b>	1.215	69.95
35	79		<b>AMOS/PALMER</b>	Austin Healey Sprite	<b>2:04.547</b>	7	7	<b>29.551</b>	8.815	65.00
36	15		<b>HINCHLIFFE/CLARK</b>	MG B Roadster	<b>2:12.607</b>	3	8	<b>37.611</b>	8.060	61.05
37	12		<b>PAGE/HOPE</b>	Austin Healey Sprite Mk.1		0	1			

Cars 73 & 79 - Transponders not working - FIX OR YOU WILL BE IGNORED IN THE RACE

Weather / Track : Bright / Dry

These results are provisional until the conclusion of any judicial and technical matters.

Silverstone International  
Circuit Length = 2.2490 miles  
Start: 15:12 End: 15:34

Clerk of Course :	Timekeeper :
-------------------	--------------

### 30 Minute Pit Stop Race for Two Drivers

## QUALIFYING - RACE 8 - LAP ANALYSIS

<b>1</b>	<b>SMALLRIDGE/SMALLRIDGE</b>			<b>MG Midget</b>			
1 -	1:40.654	+ 5.658	15:15:18.783	7 -	3:01.670	+ 1:26.674	15:26:40.236
2 -	1:35.743	+ 0.747	15:16:54.526	8 -	1:44.440	+ 9.444	15:28:24.676
3 -	1:38.893	+ 3.897	15:18:33.419	9 -	1:46.384	+ 11.388	15:30:11.060
4 -	<b>1:34.996</b>		<b>15:20:08.415</b>	10 -	1:42.750	+ 7.754	15:31:53.810
5 -	1:37.083	+ 2.087	15:21:45.498	11 -	1:47.911	+ 12.915	15:33:41.721
6 -	1:53.068 P	+ 18.072	15:23:38.566				
<b>2</b>	<b>DUFFY/COW</b>			<b>MG Midget</b>			
1 -	1:49.382	+ 8.339	15:15:18.875	6 -	3:08.738	+ 1:27.695	15:25:28.919
2 -	1:43.319	+ 2.276	15:17:02.194	7 -	1:45.661	+ 4.618	15:27:14.580
3 -	1:41.244	+ 0.201	15:18:43.438	8 -	1:43.604	+ 2.561	15:28:58.184
4 -	<b>1:41.043</b>		<b>15:20:24.481</b>	9 -	1:42.707	+ 1.664	15:30:40.891
5 -	1:55.700 P	+ 14.657	15:22:20.181	10 -	1:43.147	+ 2.104	15:32:24.038
<b>5</b>	<b>TOES/TOES</b>			<b>MG Midget</b>			
1 -	2:02.852	+ 8.335	15:15:44.356	6 -	3:24.500	+ 1:29.983	15:27:15.642
2 -	2:01.203	+ 6.686	15:17:45.559	7 -	1:58.786	+ 4.269	15:29:14.428
3 -	1:57.702	+ 3.185	15:19:43.261	8 -	1:56.940	+ 2.423	15:31:11.368
4 -	1:56.454	+ 1.937	15:21:39.715	9 -	<b>1:54.517</b>		<b>15:33:05.885</b>
5 -	2:11.427 P	+ 16.910	15:23:51.142				
<b>6</b>	<b>BANKS/HALL</b>			<b>MG B</b>			
1 -	1:57.168	+ 4.891	15:15:11.166	6 -	2:07.133 P	+ 14.856	15:24:51.599
2 -	1:52.864	+ 0.587	15:17:04.030	7 -	3:11.951	+ 1:19.674	15:28:03.550
3 -	1:53.787	+ 1.510	15:18:57.817	8 -	1:54.053	+ 1.776	15:29:57.603
4 -	1:53.330	+ 1.053	15:20:51.147	9 -	<b>1:52.277</b>		<b>15:31:49.880</b>
5 -	1:53.319	+ 1.042	15:22:44.466	10 -	2:32.032 P	+ 39.755	15:34:21.912
<b>7</b>	<b>TYLER/HEATH</b>			<b>MG Montego</b>			
1 -	2:02.829	+ 8.612	15:15:37.674	6 -	1:58.815	+ 4.598	15:26:42.220
2 -	1:56.991	+ 2.774	15:17:34.665	7 -	1:55.827	+ 1.610	15:28:38.047
3 -	1:54.848	+ 0.631	15:19:29.513	8 -	<b>1:54.217</b>		<b>15:30:32.264</b>
4 -	2:04.146 P	+ 9.929	15:21:33.659	9 -	1:56.360	+ 2.143	15:32:28.624
5 -	3:09.746	+ 1:15.529	15:24:43.405				
<b>8</b>	<b>HAZEL/CLEMENTS</b>			<b>MG ZR 160</b>			
1 -	1:59.286	+ 16.537	15:21:04.815	4 -	2:02.364 P	+ 19.615	15:26:55.694
2 -	1:55.936	+ 13.187	15:23:00.751	5 -	3:40.837	+ 1:58.088	15:30:36.531
3 -	1:52.579	+ 9.830	15:24:53.330	6 -	<b>1:42.749</b>		<b>15:32:19.280</b>
<b>9</b>	<b>EDNEY/EDNEY</b>			<b>MG TB</b>			
1 -	2:08.123	+ 16.688	15:15:29.582	6 -	1:56.043	+ 4.608	15:24:55.443
2 -	1:53.431	+ 1.996	15:17:23.013	7 -	2:08.638 P	+ 17.203	15:27:04.081
3 -	<b>1:51.435</b>		<b>15:19:14.448</b>	8 -	2:50.628	+ 59.193	15:29:54.709
4 -	1:51.633	+ 0.198	15:21:06.081	9 -	1:53.124	+ 1.689	15:31:47.833
5 -	1:53.319	+ 1.884	15:22:59.400	10 -	1:53.246	+ 1.811	15:33:41.079
<b>10</b>	<b>HEDITCH/FISHER</b>			<b>MG Midget</b>			
1 -	2:00.442	+ 9.244	15:15:38.565	6 -	2:14.452 P	+ 23.254	15:25:22.263
2 -	1:53.960	+ 2.762	15:17:32.525	7 -	3:10.745	+ 1:19.547	15:28:33.008
3 -	1:52.804	+ 1.606	15:19:25.329	8 -	1:59.490	+ 8.292	15:30:32.498
4 -	<b>1:51.198</b>		<b>15:21:16.527</b>	9 -	2:00.815	+ 9.617	15:32:33.313
5 -	1:51.284	+ 0.086	15:23:07.811				
<b>12</b>	<b>PAGE/HOPE</b>			<b>Austin Healey Sprite Mk.1</b>			
1 -	2:53.859 P	- 03:58:00.917	15:16:13.902				
<b>13</b>	<b>BURCHILL/LEWIS</b>			<b>MG ZS</b>			
1 -	1:58.294	+ 11.757	15:15:16.232	6 -	3:08.624	+ 1:22.087	15:26:05.696
2 -	1:51.585	+ 5.048	15:17:07.817	7 -	1:47.471	+ 0.934	15:27:53.167
3 -	1:52.223	+ 5.686	15:19:00.040	8 -	<b>1:46.537</b>		<b>15:29:39.704</b>
4 -	1:53.904	+ 7.367	15:20:53.944	9 -	1:47.621	+ 1.084	15:31:27.325

Cars 73 & 79 - Transponders not working - FIX OR YOU WILL BE IGNORED IN THE RACE

Weather / Track : Bright / Dry

### 30 Minute Pit Stop Race for Two Drivers

## QUALIFYING - RACE 8 - LAP ANALYSIS

5 -	2:03.128 P	+ 16.591	15:22:57.072	10 -	1:47.722	+ 1.185	15:33:15.047
<b>15</b>	<b>HINCHLIFFE/CLARK</b>			MG B Roadster			
1 -	2:23.575	+ 10.968	15:15:40.259	5 -	3:16.017	+ 1:03.410	15:25:49.635
2 -	2:15.237	+ 2.630	15:17:55.496	6 -	2:15.392	+ 2.785	15:28:05.027
3 -	<b>2:12.607</b>		<b>15:20:08.103</b>	7 -	2:16.925	+ 4.318	15:30:21.952
4 -	2:25.515 P	+ 12.908	15:22:33.618	8 -	2:15.969	+ 3.362	15:32:37.921
<b>16</b>	<b>STAINES/GRIFFITHS</b>			MG Midget			
1 -	1:56.628	+ 19.483	15:15:22.632	6 -	1:40.195	+ 3.050	15:25:52.503
2 -	1:52.031	+ 14.886	15:17:14.663	7 -	1:38.129	+ 0.984	15:27:30.632
3 -	1:55.301	+ 18.156	15:19:09.964	8 -	1:55.599	+ 18.454	15:29:26.231
4 -	1:56.128 P	+ 18.983	15:21:06.092	9 -	1:37.600	+ 0.455	15:31:03.831
5 -	3:06.216	+ 1:29.071	15:24:12.308	10 -	<b>1:37.145</b>		<b>15:32:40.976</b>
<b>17</b>	<b>SKINNER/SMITH</b>			MG B Roadster			
1 -	1:48.959	+ 1.995	15:15:06.676	6 -	1:56.742	+ 9.778	15:26:30.690
2 -	<b>1:46.964</b>		<b>15:16:53.640</b>	7 -	1:52.854	+ 5.890	15:28:23.544
3 -	2:03.192 P	+ 16.228	15:18:56.832	8 -	1:51.099	+ 4.135	15:30:14.643
4 -	3:45.121	+ 1:58.157	15:22:41.953	9 -	1:49.952	+ 2.988	15:32:04.595
5 -	1:51.995	+ 5.031	15:24:33.948	10 -	1:50.526	+ 3.562	15:33:55.121
<b>19</b>	<b>GRANT/SPOONER</b>			Austin Healey 3000			
1 -	1:52.561	+ 9.327	15:15:19.428	6 -	3:13.275	+ 1:30.041	15:25:39.709
2 -	1:45.224	+ 1.990	15:17:04.652	7 -	1:48.956	+ 5.722	15:27:28.665
3 -	1:45.333	+ 2.099	15:18:49.985	8 -	1:49.847	+ 6.613	15:29:18.512
4 -	<b>1:43.234</b>		<b>15:20:33.219</b>	9 -	1:48.974	+ 5.740	15:31:07.486
5 -	1:53.215 P	+ 9.981	15:22:26.434	10 -	1:48.256	+ 5.022	15:32:55.742
<b>19</b>	<b>MOORE/DEAR</b>			Austin Healey Sprite			
1 -	1:51.455	+ 4.094	15:15:02.676	4 -	1:48.351	+ 0.990	15:20:29.061
2 -	1:50.673	+ 3.312	15:16:53.349	5 -	1:49.026	+ 1.665	15:22:18.087
3 -	<b>1:47.361</b>		<b>15:18:40.710</b>	6 -	1:59.554 P	+ 12.193	15:24:17.641
<b>20</b>	<b>BAILEY/BAILEY</b>			Triumph TR4			
1 -	1:52.756	+ 2.767	15:15:26.761	6 -	1:51.279	+ 1.290	15:26:08.675
2 -	<b>1:49.989</b>		<b>15:17:16.750</b>	7 -	1:51.264	+ 1.275	15:27:59.939
3 -	2:00.793 P	+ 10.804	15:19:17.543	8 -	1:51.534	+ 1.545	15:29:51.473
4 -	3:05.170	+ 1:15.181	15:22:22.713	9 -	1:50.639	+ 0.650	15:31:42.112
5 -	1:54.683	+ 4.694	15:24:17.396	10 -	1:51.760	+ 1.771	15:33:33.872
<b>22</b>	<b>RAYMENT/RAYMENT</b>			MG F Cup			
1 -	1:52.778	+ 5.251	15:15:02.425	6 -	3:14.308	+ 1:26.781	15:25:53.233
2 -	1:50.805	+ 3.278	15:16:53.230	7 -	1:48.932	+ 1.405	15:27:42.165
3 -	1:50.566	+ 3.039	15:18:43.796	8 -	1:49.570	+ 2.043	15:29:31.735
4 -	<b>1:47.527</b>		<b>15:20:31.323</b>	9 -	1:48.885	+ 1.358	15:31:20.620
5 -	2:07.602 P	+ 20.075	15:22:38.925	10 -	1:50.663	+ 3.136	15:33:11.283
<b>23</b>	<b>PHILLIPS/BOWKER</b>			MG Metro			
1 -	2:06.439	+ 10.707	15:15:35.667	6 -	2:00.480	+ 4.748	15:26:49.215
2 -	2:00.534	+ 4.802	15:17:36.201	7 -	1:57.364	+ 1.632	15:28:46.579
3 -	1:57.413	+ 1.681	15:19:33.614	8 -	1:55.915	+ 0.183	15:30:42.494
4 -	2:04.817 P	+ 9.085	15:21:38.431	9 -	<b>1:55.732</b>		<b>15:32:38.226</b>
5 -	3:10.304	+ 1:14.572	15:24:48.735				
<b>24</b>	<b>HUMPHREY/WOOD</b>			MG LE 500			
1 -	1:54.433	+ 13.752	15:15:24.977	6 -	1:47.414	+ 6.733	15:26:43.945
2 -	1:48.093	+ 7.412	15:17:13.070	7 -	1:45.612	+ 4.931	15:28:29.557
3 -	2:02.617 P	+ 21.936	15:19:15.687	8 -	1:41.260	+ 0.579	15:30:10.817
4 -	3:59.537	+ 2:18.856	15:23:15.224	9 -	<b>1:40.681</b>		<b>15:31:51.498</b>
5 -	1:41.307	+ 0.626	15:24:56.531	10 -	2:20.386 P	+ 39.705	15:34:11.884
<b>26</b>	<b>McGEE/LASKEY</b>			MG Midget			
1 -	1:54.922	+ 5.557	15:15:14.678	5 -	3:06.565	+ 1:17.200	15:24:00.655

Cars 73 & 79 - Transponders not working - FIX OR YOU WILL BE IGNORED IN THE RACE

Weather / Track : Bright / Dry

### 30 Minute Pit Stop Race for Two Drivers

#### QUALIFYING - RACE 8 - LAP ANALYSIS

2 -	1:49.365		15:17:04.043	6 -	1:54.280	+ 4.915	15:25:54.935
3 -	1:51.949	+ 2.584	15:18:55.992	7 -	1:54.699	+ 5.334	15:27:49.634
4 -	1:58.098 P	+ 8.733	15:20:54.090	8 -	1:52.000	+ 2.635	15:29:41.634
<b>29</b>	<b>LEWIS/LEWIS</b>			<b>MG B</b>			
1 -	2:01.793	+ 7.989	15:15:22.723	6 -	3:13.574	+ 1:19.770	15:26:21.847
2 -	1:54.754	+ 0.950	15:17:17.477	7 -	1:55.669	+ 1.865	15:28:17.516
3 -	1:54.061	+ 0.257	15:19:11.538	8 -	1:54.707	+ 0.903	15:30:12.223
4 -	1:54.386	+ 0.582	15:21:05.924	9 -	<b>1:53.804</b>		<b>15:32:06.027</b>
5 -	2:02.349 P	+ 8.545	15:23:08.273	10 -	1:57.991	+ 4.187	15:34:04.018
<b>31</b>	<b>MORRIS/STORRAR</b>			<b>MG Midget</b>			
1 -	1:50.158	+ 10.479	15:15:11.955	6 -	1:52.279 P	+ 12.600	15:23:59.633
2 -	1:44.576	+ 4.897	15:16:56.531	7 -	3:23.535	+ 1:43.856	15:27:23.168
3 -	1:44.279	+ 4.600	15:18:40.810	8 -	1:41.632	+ 1.953	15:29:04.800
4 -	1:43.508	+ 3.829	15:20:24.318	9 -	<b>1:39.679</b>		<b>15:30:44.479</b>
5 -	1:43.036	+ 3.357	15:22:07.354	10 -	1:42.118	+ 2.439	15:32:26.597
<b>36</b>	<b>BRYAN/BRYAN</b>			<b>MG BGT V8</b>			
1 -	1:53.638	+ 7.650	15:16:12.954	6 -	1:47.484	+ 1.496	15:27:18.552
2 -	1:50.624	+ 4.636	15:18:03.578	7 -	1:47.865	+ 1.877	15:29:06.417
3 -	1:50.037	+ 4.049	15:19:53.615	8 -	<b>1:45.988</b>		<b>15:30:52.405</b>
4 -	2:02.066 P	+ 16.078	15:21:55.681	9 -	1:48.385	+ 2.397	15:32:40.790
5 -	3:35.387	+ 1:49.399	15:25:31.068				
<b>37</b>	<b>HOLMES/SPENCER</b>			<b>MG BGT V8</b>			
1 -	1:53.384	+ 9.678	15:15:31.932	6 -	1:58.787 P	+ 15.081	15:24:33.913
2 -	1:46.380	+ 2.674	15:17:18.312	7 -	2:56.320	+ 1:12.614	15:27:30.233
3 -	1:45.698	+ 1.992	15:19:04.010	8 -	1:45.779	+ 2.073	15:29:16.012
4 -	1:46.780	+ 3.074	15:20:50.790	9 -	1:44.174	+ 0.468	15:31:00.186
5 -	1:44.336	+ 0.630	15:22:35.126	10 -	<b>1:43.706</b>		<b>15:32:43.892</b>
<b>41</b>	<b>PRATT/PANTER</b>			<b>MG Midget</b>			
1 -	1:52.833	+ 8.280	15:15:32.615	7 -	1:47.212	+ 2.659	15:26:24.319
2 -	1:48.184	+ 3.631	15:17:20.799	8 -	<b>1:44.553</b>		<b>15:28:08.872</b>
3 -	1:47.884	+ 3.331	15:19:08.683	9 -	1:45.154	+ 0.601	15:29:54.026
4 -	1:45.577	+ 1.024	15:20:54.260	10 -	1:46.560	+ 2.007	15:31:40.586
5 -	1:56.179	+ 11.626	15:22:50.439	11 -	1:45.137	+ 0.584	15:33:25.723
6 -	1:46.668	+ 2.115	15:24:37.107				
<b>44</b>	<b>THORNE/WINDSOR-PRICE</b>			<b>Austin Healey 100</b>			
1 -	1:52.668	+ 4.719	15:15:12.472	6 -	1:49.764	+ 1.815	15:25:39.366
2 -	1:48.624	+ 0.675	15:17:01.096	7 -	<b>1:47.949</b>		<b>15:27:27.315</b>
3 -	1:49.310	+ 1.361	15:18:50.406	8 -	1:48.462	+ 0.513	15:29:15.777
4 -	1:54.012 P	+ 6.063	15:20:44.418	9 -	1:49.500	+ 1.551	15:31:05.277
5 -	3:05.184	+ 1:17.235	15:23:49.602	10 -	1:49.161	+ 1.212	15:32:54.438
<b>55</b>	<b>CAMPBELL/CAMPBELL</b>			<b>MG C Roadster</b>			
1 -	2:02.257	+ 16.684	15:15:33.290	6 -	1:46.510	+ 0.937	15:26:03.079
2 -	1:52.899	+ 7.326	15:17:26.189	7 -	<b>1:45.573</b>		<b>15:27:48.652</b>
3 -	1:54.088	+ 8.515	15:19:20.277	8 -	1:47.985	+ 2.412	15:29:36.637
4 -	2:02.030 P	+ 16.457	15:21:22.307	9 -	1:46.547	+ 0.974	15:31:23.184
5 -	2:54.262	+ 1:08.689	15:24:16.569	10 -	1:48.767	+ 3.194	15:33:11.951
<b>57</b>	<b>SMITH/SMITH</b>			<b>MG Midget</b>			
1 -	1:54.479	+ 7.722	15:15:39.839	6 -	1:49.428	+ 2.671	15:26:25.823
2 -	1:58.637 P	+ 11.880	15:17:38.476	7 -	1:49.833	+ 3.076	15:28:15.656
3 -	3:16.243	+ 1:29.486	15:20:54.719	8 -	1:49.360	+ 2.603	15:30:05.016
4 -	1:50.510	+ 3.753	15:22:45.229	9 -	<b>1:46.757</b>		<b>15:31:51.773</b>
5 -	1:51.166	+ 4.409	15:24:36.395	10 -	1:52.719	+ 5.962	15:33:44.492
<b>61</b>	<b>LUTI/CROWTON</b>			<b>MG ZT 520</b>			
1 -	2:12.967	+ 34.902	15:16:10.613	6 -	1:40.416	+ 2.351	15:25:53.390
2 -	<b>1:38.065</b>		<b>15:17:48.678</b>	7 -	1:39.145	+ 1.080	15:27:32.535

Cars 73 & 79 - Transponders not working - FIX OR YOU WILL BE IGNORED IN THE RACE

Weather / Track : Bright / Dry

### 30 Minute Pit Stop Race for Two Drivers

#### QUALIFYING - RACE 8 - LAP ANALYSIS

3 -	1:38.208	+ 0.143	15:19:26.886	8 -	1:40.012	+ 1.947	15:29:12.547
4 -	2:04.889 P	+ 26.824	15:21:31.775	9 -	1:41.263	+ 3.198	15:30:53.810
5 -	2:41.199	+ 1:03.134	15:24:12.974	10 -	1:53.197 P	+ 15.132	15:32:47.007
<b>62</b>	<b>GRAY/SIMPSON</b>			<b>MG B Roadster</b>			
1 -	2:08.204	+ 17.079	15:15:32.899	6 -	1:52.426	+ 1.301	15:27:18.235
2 -	1:58.075	+ 6.950	15:17:30.974	7 -	1:53.553	+ 2.428	15:29:11.788
3 -	1:57.107	+ 5.982	15:19:28.081	8 -	1:52.039	+ 0.914	15:31:03.827
4 -	2:08.082 P	+ 16.957	15:21:36.163	9 -	<b>1:51.125</b>		<b>15:32:54.952</b>
5 -	3:49.646	+ 1:58.521	15:25:25.809				
<b>63</b>	<b>POLLEY/JOHNSON</b>			<b>MG B Roadster</b>			
1 -	1:54.720	+ 7.360	15:15:11.626	6 -	1:49.673	+ 2.313	15:25:49.086
2 -	1:53.517	+ 6.157	15:17:05.143	7 -	1:47.878	+ 0.518	15:27:36.964
3 -	1:55.432	+ 8.072	15:19:00.575	8 -	1:47.916	+ 0.556	15:29:24.880
4 -	1:59.150 P	+ 11.790	15:20:59.725	9 -	<b>1:47.360</b>		<b>15:31:12.240</b>
5 -	2:59.688	+ 1:12.328	15:23:59.413	10 -	1:47.894	+ 0.534	15:33:00.134
<b>66</b>	<b>CRIPPS/HOLMES</b>			<b>MG BGT V8</b>			
1 -	1:50.538	+ 7.102	15:15:25.198	6 -	1:47.790	+ 4.354	15:26:28.824
2 -	<b>1:43.436</b>		<b>15:17:08.634</b>	7 -	1:47.714	+ 4.278	15:28:16.538
3 -	1:44.974	+ 1.538	15:18:53.608	8 -	1:47.576	+ 4.140	15:30:04.114
4 -	1:51.873 P	+ 8.437	15:20:45.481	9 -	1:46.523	+ 3.087	15:31:50.637
5 -	3:55.553	+ 2:12.117	15:24:41.034	10 -	1:50.807	+ 7.371	15:33:41.444
<b>73</b>	<b>WALKER/WAHLGREN</b>			<b>MG ZR 190</b>			
1 -	1:50.268	+ 10.968	15:15:22.868	7 -	1:43.959	+ 4.659	15:26:50.235
2 -	1:43.630	+ 4.330	15:17:06.498	8 -	1:44.041	+ 4.741	15:28:34.276
3 -	1:40.896	+ 1.596	15:18:47.394	9 -	1:42.382	+ 3.082	15:30:16.658
4 -	<b>1:39.300</b>		<b>15:20:26.694</b>	10 -	1:42.683	+ 3.383	15:31:59.341
5 -	1:57.151 P	+ 17.851	15:22:23.845	11 -	1:44.181	+ 4.881	15:33:43.522
6 -	2:42.431	+ 1:03.131	15:25:06.276				
<b>75</b>	<b>HALL/BEER</b>			<b>MGB V8</b>			
1 -	1:55.548	+ 17.284	15:15:21.369	7 -	1:40.979	+ 2.715	15:26:37.690
2 -	1:44.858	+ 6.594	15:17:06.227	8 -	1:39.292	+ 1.028	15:28:16.982
3 -	1:53.702 P	+ 15.438	15:18:59.929	9 -	1:43.716	+ 5.452	15:30:00.698
4 -	2:38.357	+ 1:00.093	15:21:38.286	10 -	1:42.346	+ 4.082	15:31:43.044
5 -	1:40.161	+ 1.897	15:23:18.447	11 -	1:38.539	+ 0.275	15:33:21.583
6 -	<b>1:38.264</b>		<b>15:24:56.711</b>				
<b>79</b>	<b>AMOS/PALMER</b>			<b>Austin Healey Sprite</b>			
1 -	2:13.463	+ 8.916	15:15:53.715	5 -	5:06.589	+ 3:02.042	15:27:48.918
2 -	2:09.862	+ 5.315	15:18:03.577	6 -	4:10.817	+ 2:06.270	15:31:59.735
3 -	2:08.686	+ 4.139	15:20:12.263	7 -	<b>2:04.547</b>		<b>15:34:04.282</b>
4 -	2:30.066 P	+ 25.519	15:22:42.329				
<b>82</b>	<b>RILEY/JAMES</b>			<b>MG B V8</b>			
1 -	1:45.829	+ 8.490	15:14:54.468	7 -	1:40.679	+ 3.340	15:26:25.797
2 -	1:40.889	+ 3.550	15:16:35.357	8 -	1:38.374	+ 1.035	15:28:04.171
3 -	1:40.092	+ 2.753	15:18:15.449	9 -	1:38.348	+ 1.009	15:29:42.519
4 -	1:56.934 P	+ 19.595	15:20:12.383	10 -	<b>1:37.339</b>		<b>15:31:19.858</b>
5 -	2:53.997	+ 1:16.658	15:23:06.380	11 -	1:37.344	+ 0.005	15:32:57.202
6 -	1:38.738	+ 1.399	15:24:45.118				
<b>85</b>	<b>GREEN/LEWIS</b>			<b>Triumph Dolomite Sprint</b>			
1 -	2:02.880	+ 9.547	15:15:21.196	5 -	5:12.418	+ 3:19.085	15:26:25.042
2 -	1:54.477	+ 1.144	15:17:15.673	6 -	2:00.758	+ 7.425	15:28:25.800
3 -	<b>1:53.333</b>		<b>15:19:09.006</b>	7 -	1:56.307	+ 2.974	15:30:22.107
4 -	2:03.618 P	+ 10.285	15:21:12.624	8 -	1:54.874	+ 1.541	15:32:16.981


Cars 73 & 79 - Transponders not working - FIX OR YOU WILL BE IGNORED IN THE RACE

Weather / Track : Bright / Dry



# The Luffield MG Trophy Championship - Race 2

## RACE 16 - GRID

ROW 13	1:52.125 65 David KOSKELA		
ROW 12		1:49.432 30 Garath PLAYFORD	1:50.803 82 Helen WADDINGTON
ROW 11	1:48.501 64 Julia PENFOLD		1:48.927 61 Jeff PRITCHARD
ROW 10		1:47.675 6 Charles HAZEL	1:48.241 25 Julian LONG
ROW 9	1:46.674 55 Ashley SHUTTLEWOOD		1:47.288 16 Robin WALKER
ROW 8		1:45.067 74 Mats WAHLGREN	1:45.812 40 ZAK
ROW 7	1:43.269 12 Philip STANDISH		1:44.469 24 Mark HUMPHREY
ROW 6		1:41.881 99 Doug COLE	1:43.086 14 Bolaji ODUNSI
ROW 5	1:40.234 26 Andrew RADFORD		1:40.263 83 David COULTHARD
ROW 4		1:39.746 7 Ben JACQUES	1:40.081 9 Nicholas BARFOOT
ROW 3	1:39.229 18 Tony RAINE		1:39.570 87 Colin ROBERTSON
ROW 2		1:38.885 92 Graham ROSS	1:38.937 19 Andy RAINE
ROW 1	1:37.339 2 Christopher BRAY		1:38.420 69 Paul LUTI
<b>Pole</b>			
			

Silverstone International  
Circuit Length = 2.2490 miles

**These results are provisional until the conclusion of any judicial and technical matters.**

Clerk of Course :		Timekeeper :
-------------------	--	--------------

# MGCC Kimber Trophy Race

## QUALIFYING - RACE 9 - CLASSIFICATION

POS	NO	CL	NAME	NAT	ENTRY	TIME	ON	LAPS	GAP	DIFF	MPH
1	98	E	Tony SEBER		Wolsey Hornet Special	1:53.942	4	8			71.05
2	28	E	Paul P MULLINS		MG K1	1:57.670	5	8	3.728	3.728	68.80
3	24	E	Charles JONES		MG L 1	1:58.574	2	7	4.632	0.904	68.28
4	96	E	John BISHOP		MG PA/TC	1:59.922	3	7	5.980	1.348	67.51
5	33	D	Mike DOWLEY		MG PB	2:02.858	7	7	8.916	2.936	65.90
6	18	C	Tim METCALFE		Rapier Phoenix Park	2:03.073	3	5	9.131	0.215	65.78
7	20	E	Andy KING		MG KN ss	2:03.383	6	7	9.441	0.310	65.61
8	15	C	Peter FENICHEL		MG K1	2:06.455	5	7	12.513	3.072	64.02
9	17	C	Barry FOSTER		MG Monlhery Midget	2:10.272	6	7	16.330	3.817	62.14
10	1	D	Phillipe DOUCHET		MG K3	2:14.841	2	6	20.899	4.569	60.04
11	41	C	Mark REECE		MG PB	2:15.213	2	4	21.271	0.372	59.87
12	10	C	David COOKSEY		MG Monlhery Midget	2:15.367	4	7	21.425	0.154	59.81
13	11	D	Peter GREEN		MG K3	2:16.571	6	6	22.629	1.204	59.28
14	16	C	Howard MAGUIRE		MG K3	2:17.284	6	7	23.342	0.713	58.97
15	23	E	David DOWNES		MG NA	2:17.973	3	7	24.031	0.689	58.68
16	40	C	Jane METCALFE		MG NA	2:21.320	5	7	27.378	3.347	57.29
17	43	C	Oliver RICHARDSON		MG Montherly Midget	2:22.240	3	6	28.298	0.920	56.92
18	14	A	Fred BOOTHBY		MG J2	2:29.488	5	6	35.546	7.248	54.16

Cars 1 & 28 - Transponders not working - FIX OR YOU WILL BE IGNORED IN THE RACE

Weather / Track : Bright / Dry

These results are provisional until the conclusion of any judicial and technical matters.

Silverstone International  
Circuit Length = 2.2490 miles  
Start: 15:40 End: 15:58

Clerk of Course :		Timekeeper :
-------------------	--	--------------

# MGCC Kimber Trophy Race

## QUALIFYING - RACE 9 - LAP ANALYSIS

<b>1</b>	<b>Phillipe DOUCHET</b>		<b>D MG K3</b>				
1 -	2:32.074	+ 17.233	15:43:47.811	4 -	2:20.914	+ 6.073	15:50:44.635
2 -	<b>2:14.841</b>		<b>15:46:02.652</b>	5 -	2:21.161	+ 6.320	15:53:05.796
3 -	2:21.069	+ 6.228	15:48:23.721	6 -	2:21.983	+ 7.142	15:55:27.779
<b>10</b>	<b>David COOKSEY</b>		<b>C MG Montlhery Midget</b>				
1 -	2:23.825	+ 8.458	15:43:29.744	5 -	2:16.158	+ 0.791	15:52:34.863
2 -	2:17.125	+ 1.758	15:45:46.869	6 -	2:16.484	+ 1.117	15:54:51.347
3 -	2:16.469	+ 1.102	15:48:03.338	7 -	2:16.431	+ 1.064	15:57:07.778
4 -	<b>2:15.367</b>		<b>15:50:18.705</b>				
<b>11</b>	<b>Peter GREEN</b>		<b>D MG K3</b>				
1 -	2:23.733	+ 7.162	15:43:35.365	4 -	2:20.911	+ 4.340	15:50:42.201
2 -	2:24.006	+ 7.435	15:45:59.371	5 -	2:18.695	+ 2.124	15:53:00.896
3 -	2:21.919	+ 5.348	15:48:21.290	6 -	<b>2:16.571</b>		<b>15:55:17.467</b>
<b>14</b>	<b>Fred BOOTHBY</b>		<b>A MG J2</b>				
1 -	2:37.333	+ 7.845	15:43:47.812	4 -	2:30.389	+ 0.901	15:51:22.742
2 -	2:33.298	+ 3.810	15:46:21.110	5 -	<b>2:29.488</b>		<b>15:53:52.230</b>
3 -	2:31.243	+ 1.755	15:48:52.353	6 -	2:29.668	+ 0.180	15:56:21.898
<b>15</b>	<b>Peter FENICHEL</b>		<b>C MG K1</b>				
1 -	2:11.932	+ 5.477	15:43:08.596	5 -	<b>2:06.455</b>		<b>15:51:36.425</b>
2 -	2:06.871	+ 0.416	15:45:15.467	6 -	2:06.962	+ 0.507	15:53:43.387
3 -	2:07.813	+ 1.358	15:47:23.280	7 -	2:08.653	+ 2.198	15:55:52.040
4 -	2:06.690	+ 0.235	15:49:29.970				
<b>16</b>	<b>Howard MAGUIRE</b>		<b>C MG K3</b>				
1 -	2:24.090	+ 6.806	15:43:34.539	5 -	2:18.830	+ 1.546	15:52:57.913
2 -	2:25.096	+ 7.812	15:45:59.635	6 -	<b>2:17.284</b>		<b>15:55:15.197</b>
3 -	2:19.755	+ 2.471	15:48:19.390	7 -	2:51.891 p	+ 34.607	15:58:07.088
4 -	2:19.693	+ 2.409	15:50:39.083				
<b>17</b>	<b>Barry FOSTER</b>		<b>C MG Montlhery Midget</b>				
1 -	2:23.171	+ 12.899	15:43:30.008	5 -	2:10.369	+ 0.097	15:52:17.849
2 -	2:15.169	+ 4.897	15:45:45.177	6 -	<b>2:10.272</b>		<b>15:54:28.121</b>
3 -	2:11.909	+ 1.637	15:47:57.086	7 -	2:10.869	+ 0.597	15:56:38.990
4 -	2:10.394	+ 0.122	15:50:07.480				
<b>18</b>	<b>Tim METCALFE</b>		<b>C Rapier Phoenix Park</b>				
1 -	2:08.524	+ 5.451	15:42:57.006	4 -	2:03.297	+ 0.224	15:49:08.719
2 -	2:05.343	+ 2.270	15:45:02.349	5 -	2:29.550 p	+ 26.477	15:51:38.269
3 -	<b>2:03.073</b>		<b>15:47:05.422</b>				
<b>20</b>	<b>Andy KING</b>		<b>E MG KN ss</b>				
1 -	2:15.033	+ 11.650	15:43:26.156	5 -	2:07.466	+ 4.083	15:51:54.412
2 -	2:09.176	+ 5.793	15:45:35.332	6 -	<b>2:03.383</b>		<b>15:53:57.795</b>
3 -	2:05.197	+ 1.814	15:47:40.529	7 -	2:03.998	+ 0.615	15:56:01.793
4 -	2:06.417	+ 3.034	15:49:46.946				
<b>23</b>	<b>David DOWNES</b>		<b>E MG NA</b>				
1 -	2:23.596	+ 5.623	15:43:28.292	5 -	2:21.424	+ 3.451	15:52:48.119
2 -	2:22.012	+ 4.039	15:45:50.304	6 -	2:21.717	+ 3.744	15:55:09.836
3 -	<b>2:17.973</b>		<b>15:48:08.277</b>	7 -	2:41.883 p	+ 23.910	15:57:51.719
4 -	2:18.418	+ 0.445	15:50:26.695				
<b>24</b>	<b>Charles JONES</b>		<b>E MG L 1</b>				
1 -	1:59.338	+ 0.764	15:42:56.172	5 -	2:01.418	+ 2.844	15:50:55.777
2 -	<b>1:58.574</b>		<b>15:44:54.746</b>	6 -	2:00.879	+ 2.305	15:52:56.656
3 -	1:59.658	+ 1.084	15:46:54.404	7 -	2:10.403 p	+ 11.829	15:55:07.059
4 -	1:59.955	+ 1.381	15:48:54.359				

Cars 1 & 28 - Transponders not working - FIX OR YOU WILL BE IGNORED IN THE RACE

Weather / Track : Bright / Dry

# MGCC Kimber Trophy Race

## QUALIFYING - RACE 9 - LAP ANALYSIS


<b>28</b>	<b>Paul P MULLINS</b>		<b>E MG K1</b>			
1 -	2:10.325	+ 12.655	15:43:06.200	5 -	<b>1:57.670</b>	<b>15:51:04.526</b>
2 -	2:01.047	+ 3.377	15:45:07.247	6 -	2:00.147	+ 2.477 15:53:04.673
3 -	2:00.025	+ 2.355	15:47:07.272	7 -	2:01.048	+ 3.378 15:55:05.721
4 -	1:59.584	+ 1.914	15:49:06.856	8 -	1:58.374	+ 0.704 15:57:04.095
<b>33</b>	<b>Mike DOWLEY</b>		<b>D MG PB</b>			
1 -	2:08.505	+ 5.647	15:42:59.530	5 -	2:06.571	+ 3.713 15:51:20.199
2 -	2:03.027	+ 0.169	15:45:02.557	6 -	2:04.073	+ 1.215 15:53:24.272
3 -	2:05.709	+ 2.851	15:47:08.266	7 -	<b>2:02.858</b>	<b>15:55:27.130</b>
4 -	2:05.362	+ 2.504	15:49:13.628			
<b>40</b>	<b>Jane METCALFE</b>		<b>C MG NA</b>			
1 -	2:25.191	+ 3.871	15:43:21.534	5 -	<b>2:21.320</b>	<b>15:52:51.062</b>
2 -	2:23.053	+ 1.733	15:45:44.587	6 -	2:22.893	+ 1.573 15:55:13.955
3 -	2:22.636	+ 1.316	15:48:07.223	7 -	2:51.088 p	+ 29.768 15:58:05.043
4 -	2:22.519	+ 1.199	15:50:29.742			
<b>41</b>	<b>Mark REECE</b>		<b>C MG PB</b>			
1 -	2:17.860	+ 2.647	15:43:17.235	3 -	2:18.451	+ 3.238 15:47:50.899
2 -	<b>2:15.213</b>		<b>15:45:32.448</b>	4 -	2:36.954 p	+ 21.741 15:50:27.853
<b>43</b>	<b>Oliver RICHARDSON</b>		<b>C MG Montherly Midget</b>			
1 -	2:30.420	+ 8.180	15:43:39.918	4 -	2:27.814	+ 5.574 15:50:56.600
2 -	2:26.628	+ 4.388	15:46:06.546	5 -	2:30.180	+ 7.940 15:53:26.780
3 -	<b>2:22.240</b>		<b>15:48:28.786</b>	6 -	2:36.098 p	+ 13.858 15:56:02.878
<b>96</b>	<b>John BISHOP</b>		<b>E MG PA/TC</b>			
1 -	2:10.785	+ 10.863	15:43:08.050	5 -	2:04.119	+ 4.197 15:51:13.788
2 -	2:00.352	+ 0.430	15:45:08.402	6 -	2:06.437	+ 6.515 15:53:20.225
3 -	<b>1:59.922</b>		<b>15:47:08.324</b>	7 -	2:21.007 p	+ 21.085 15:55:41.232
4 -	2:01.345	+ 1.423	15:49:09.669			
<b>98</b>	<b>Tony SEBER</b>		<b>E Wolsey Hornet Special</b>			
1 -	2:20.464	+ 26.522	15:43:21.027	5 -	1:54.253	+ 0.311 15:51:01.234
2 -	1:57.667	+ 3.725	15:45:18.694	6 -	1:54.528	+ 0.586 15:52:55.762
3 -	1:54.345	+ 0.403	15:47:13.039	7 -	1:56.894	+ 2.952 15:54:52.656
4 -	<b>1:53.942</b>		<b>15:49:06.981</b>	8 -	2:09.596 p	+ 15.654 15:57:02.252

Cars 1 & 28 - Transponders not working - FIX OR YOU WILL BE IGNORED IN THE RACE

Weather / Track : Bright / Dry

# MGCC Kimber Trophy Race

## RACE 9 - GRID

ROW 9	2:22.240 43 Oliver RICHARDSON	2:29.488 14 Fred BOOTHBY
ROW 8	2:17.973 23 David DOWNES	2:21.320 40 Jane METCALFE
ROW 7	2:16.571 11 Peter GREEN	2:17.284 16 Howard MAGUIRE
ROW 6	2:15.213 41 Mark REECE	2:15.367 10 David COOKSEY
ROW 5	2:10.272 17 Barry FOSTER	2:14.841 1 Phillipe DOUCHET
ROW 4	2:03.383 20 Andy KING	2:06.455 15 Peter FENICHEL
ROW 3	2:02.858 33 Mike DOWLEY	2:03.073 18 Tim METCALFE
ROW 2	1:58.574 24 Charles JONES	1:59.922 96 John BISHOP
ROW 1	1:53.942 98 Tony SEBER	1:57.670 28 Paul P MULLINS
<b>Pole</b>		
		

Silverstone International  
Circuit Length = 2.2490 miles

**These results are provisional until the conclusion of any judicial and technical matters.**

Clerk of Course :	Timekeeper :
-------------------	--------------

# 30 Minute Race for Single Drivers

## QUALIFYING - RACE 10 - CLASSIFICATION

POS	NO	CL	NAME	ENTRY	TIME	ON	LAPS	GAP	DIFF	MPH
1	24		David WOOD	MG LE 500	1:39.552	5	6			81.32
2	83		David COULTHARD	MG ZR 190	1:39.641	3	6	0.089	0.089	81.25
3	87		Tony LEES	Morgan Plus 8	1:40.228	8	9	0.676	0.587	80.77
4	93		Paul CONWAY	Morgan Plus 8	1:41.044	9	9	1.492	0.816	80.12
5	32		Dominic MOONEY	Austin Healey Sprite	1:41.630	5	9	2.078	0.586	79.66
6	16		Ian STAINES	MG Midget	1:41.649	3	8	2.097	0.019	79.65
7	70		Dan LUDLOW	Rover Metro Gti	1:41.822	4	9	2.270	0.173	79.51
8	12		Philip STANDISH	MG TF 190	1:42.140	7	9	2.588	0.318	79.26
9	90		Goff HOLMES	MG TF	1:42.500	3	9	2.948	0.360	78.98
10	14		Bolaji ODUNSI	MGF TF 190	1:44.326	8	8	4.774	1.826	77.60
11	42		Howard VIZOR	MG Midget	1:45.632	8	8	6.080	1.306	76.64
12	27		Phil ATTWOOD	MG Midget	1:46.147	7	8	6.595	0.515	76.27
13	45		Jim MACKIE	Austin Healey Sprite	1:46.149	8	8	6.597	0.002	76.27
14	36		Peter MALLETT	Ford Capri 3.0S`	1:46.207	7	8	6.655	0.058	76.23
15	44		Charles WINDRIDGE	Mazsa RX-3	1:46.776	4	8	7.224	0.569	75.82
16	35		Alasdair BRUCE	MG B	1:46.956	3	4	7.404	0.180	75.69
17	37		Timothy BRYAN	MG BGT V8	1:47.838	4	8	8.286	0.882	75.07
18	64		Julia PENFOLD	MG ZR 160	1:49.570	3	8	10.018	1.732	73.89
19	82		Helen WADDINGTON	MG ZR 160	1:50.695	5	8	11.143	1.125	73.14
20	3		Simon GRIFFITHS	MG Midget	1:54.290	4	5	14.738	3.595	70.84
21	59		Simon POLLEY	MG Midget	1:54.659	3	8	15.107	0.369	70.61
22	61		Brian RATCLIFF	MG BGT	1:57.132	4	6	17.580	2.473	69.12
23	4		Les TYLER	Rover Mini	1:57.920	3	8	18.368	0.788	68.65
24	60		John COLLINSON	Austin Healey Sprite	2:05.367	1	3	25.815	7.447	64.58
25	96		Brian DUGDALE	Lancia Fulvia Zagato	2:06.914	4	5	27.362	1.547	63.79

Car 17 - David Grace - 3 laps Qualified

Weather / Track : Cloudy / Dry

These results are provisional until the conclusion of any judicial and technical matters.

Silverstone International  
Circuit Length = 2.2490 miles  
Start: 16:05 End: 16:22

Clerk of Course :		Timekeeper :
-------------------	--	--------------

### 30 Minute Race for Single Drivers

## QUALIFYING - RACE 10 - LAP ANALYSIS

<b>3</b>	<b>Simon GRIFFITHS</b>		<b>MG Midget</b>			
1 -	2:06.491	+ 12.201	16:08:07.431	4 -	<b>1:54.290</b>	<b>16:13:53.223</b>
2 -	1:55.696	+ 1.406	16:10:03.127	5 -	2:20.523 P	+ 26.233
3 -	1:55.806	+ 1.516	16:11:58.933			16:16:13.746
<b>4</b>	<b>Les TYLER</b>		<b>Rover Mini</b>			
1 -	2:02.292	+ 4.372	16:07:46.946	5 -	1:58.134	+ 0.214
2 -	1:58.940	+ 1.020	16:09:45.886	6 -	1:58.809	+ 0.889
3 -	<b>1:57.920</b>		<b>16:11:43.806</b>	7 -	1:58.495	+ 0.575
4 -	1:58.154	+ 0.234	16:13:41.960	8 -	1:58.837	+ 0.917
<b>12</b>	<b>Philip STANDISH</b>		<b>MG TF 190</b>			
1 -	1:48.061	+ 5.921	16:07:22.505	6 -	1:44.419	+ 2.279
2 -	1:46.392	+ 4.252	16:09:08.897	7 -	<b>1:42.140</b>	<b>16:17:46.203</b>
3 -	1:43.399	+ 1.259	16:10:52.296	8 -	1:43.402	+ 1.262
4 -	1:44.050	+ 1.910	16:12:36.346	9 -	1:42.898	+ 0.758
5 -	1:43.298	+ 1.158	16:14:19.644			16:21:12.503
<b>14</b>	<b>Bolaji ODUNSI</b>		<b>MGF TF 190</b>			
1 -	1:50.228	+ 5.902	16:07:50.422	5 -	1:46.323	+ 1.997
2 -	1:48.020	+ 3.694	16:09:38.442	6 -	1:48.047	+ 3.721
3 -	1:47.360	+ 3.034	16:11:25.802	7 -	1:44.726	+ 0.400
4 -	1:46.386	+ 2.060	16:13:12.188	8 -	<b>1:44.326</b>	<b>16:20:15.610</b>
<b>16</b>	<b>Ian STAINES</b>		<b>MG Midget</b>			
1 -	2:03.787	+ 22.138	16:08:03.471	5 -	2:10.891	+ 29.242
2 -	1:42.498	+ 0.849	16:09:45.969	6 -	1:43.204	+ 1.555
3 -	<b>1:41.649</b>		<b>16:11:27.618</b>	7 -	1:42.164	+ 0.515
4 -	1:45.136	+ 3.487	16:13:12.754	8 -	2:38.112 P	+ 56.463
<b>24</b>	<b>David WOOD</b>		<b>MG LE 500</b>			
1 -	1:47.323	+ 7.771	16:07:37.402	4 -	1:40.370	+ 0.818
2 -	1:40.630	+ 1.078	16:09:18.032	5 -	<b>1:39.552</b>	<b>16:14:18.038</b>
3 -	1:40.084	+ 0.532	16:10:58.116	6 -	2:04.769 P	+ 25.217
<b>27</b>	<b>Phil ATTWOOD</b>		<b>MG Midget</b>			
1 -	2:01.289	+ 15.142	16:07:45.142	5 -	1:50.438	+ 4.291
2 -	1:48.480	+ 2.333	16:09:33.622	6 -	1:48.959	+ 2.812
3 -	1:48.009	+ 1.862	16:11:21.631	7 -	<b>1:46.147</b>	<b>16:18:34.326</b>
4 -	1:47.151	+ 1.004	16:13:08.782	8 -	1:46.281	+ 0.134
<b>32</b>	<b>Dominic MOONEY</b>		<b>Austin Healey Sprite</b>			
1 -	1:47.820	+ 6.190	16:07:21.579	6 -	1:43.152	+ 1.522
2 -	1:50.654	+ 9.024	16:09:12.233	7 -	1:42.756	+ 1.126
3 -	1:43.067	+ 1.437	16:10:55.300	8 -	1:42.378	+ 0.748
4 -	1:42.855	+ 1.225	16:12:38.155	9 -	1:45.916	+ 4.286
5 -	<b>1:41.630</b>		<b>16:14:19.785</b>			16:21:13.987
<b>35</b>	<b>Alasdair BRUCE</b>		<b>MG B</b>			
1 -	1:49.824	+ 2.868	16:07:49.374	3 -	<b>1:46.956</b>	<b>16:11:24.464</b>
2 -	1:48.134	+ 1.178	16:09:37.508	4 -	1:58.847	+ 11.891
<b>36</b>	<b>Peter MALLETT</b>		<b>Ford Capri 3.0S`</b>			
1 -	1:56.086	+ 9.879	16:07:48.243	5 -	1:46.979	+ 0.772
2 -	1:47.964	+ 1.757	16:09:36.207	6 -	1:47.364	+ 1.157
3 -	1:46.264	+ 0.057	16:11:22.471	7 -	<b>1:46.207</b>	<b>16:18:29.735</b>
4 -	1:46.714	+ 0.507	16:13:09.185	8 -	1:47.070	+ 0.863
<b>37</b>	<b>Timothy BRYAN</b>		<b>MG BGT V8</b>			
1 -	1:53.453	+ 5.615	16:07:47.060	5 -	1:48.693	+ 0.855
2 -	1:48.817	+ 0.979	16:09:35.877	6 -	1:50.913	+ 3.075
3 -	1:49.370	+ 1.532	16:11:25.247	7 -	1:47.873	+ 0.035

Car 17 - David Grace - 3 laps Qualified

Weather / Track : Cloudy / Dry

www.tsl-timing.com

Silverstone International  
Circuit Length = 2.2490 miles  
Start: 16:05 End: 16:22

### 30 Minute Race for Single Drivers

## QUALIFYING - RACE 10 - LAP ANALYSIS

4 -	1:47.838		16:13:13.085	8 -	2:18.434 P	+ 30.596	16:20:58.998
<b>42</b>	<b>Howard VIZOR</b>		<b>MG Midget</b>				
1 -	1:54.578	+ 8.946	16:07:35.267	5 -	1:47.219	+ 1.587	16:14:44.476
2 -	1:48.378	+ 2.746	16:09:23.645	6 -	1:46.372	+ 0.740	16:16:30.848
3 -	1:46.758	+ 1.126	16:11:10.403	7 -	1:46.324	+ 0.692	16:18:17.172
4 -	1:46.854	+ 1.222	16:12:57.257	8 -	<b>1:45.632</b>		<b>16:20:02.804</b>
<b>44</b>	<b>Charles WINDRIDGE</b>		<b>Mazsa RX-3</b>				
1 -	1:55.894	+ 9.118	16:07:38.015	5 -	1:53.841	+ 7.065	16:14:55.551
2 -	1:49.290	+ 2.514	16:09:27.305	6 -	1:49.034	+ 2.258	16:16:44.585
3 -	1:47.629	+ 0.853	16:11:14.934	7 -	1:48.243	+ 1.467	16:18:32.828
4 -	<b>1:46.776</b>		<b>16:13:01.710</b>	8 -	2:04.151 P	+ 17.375	16:20:36.979
<b>45</b>	<b>Jim MACKIE</b>		<b>Austin Healey Sprite</b>				
1 -	1:58.180	+ 12.031	16:07:46.305	5 -	1:48.673	+ 2.524	16:14:58.535
2 -	1:48.016	+ 1.867	16:09:34.321	6 -	1:48.500	+ 2.351	16:16:47.035
3 -	1:47.674	+ 1.525	16:11:21.995	7 -	1:46.316	+ 0.167	16:18:33.351
4 -	1:47.867	+ 1.718	16:13:09.862	8 -	<b>1:46.149</b>		<b>16:20:19.500</b>
<b>59</b>	<b>Simon POLLEY</b>		<b>MG Midget</b>				
1 -	2:02.607	+ 7.948	16:07:45.400	5 -	1:56.486	+ 1.827	16:15:28.444
2 -	1:56.850	+ 2.191	16:09:42.250	6 -	1:55.031	+ 0.372	16:17:23.475
3 -	<b>1:54.659</b>		<b>16:11:36.909</b>	7 -	1:55.360	+ 0.701	16:19:18.835
4 -	1:55.049	+ 0.390	16:13:31.958	8 -	1:55.948	+ 1.289	16:21:14.783
<b>60</b>	<b>John COLLINSON</b>		<b>Austin Healey Sprite</b>				
1 -	<b>2:05.367</b>		<b>16:08:05.314</b>	3 -	2:26.084	+ 20.717	16:12:44.864
2 -	2:13.466 P	+ 8.099	16:10:18.780				
<b>61</b>	<b>Brian RATCLIFF</b>		<b>MG BGT</b>				
1 -	2:04.413	+ 7.281	16:07:44.921	4 -	<b>1:57.132</b>		<b>16:13:44.900</b>
2 -	2:04.142	+ 7.010	16:09:49.063	5 -	1:57.481	+ 0.349	16:15:42.381
3 -	1:58.705	+ 1.573	16:11:47.768	6 -	2:22.015 P	+ 24.883	16:18:04.396
<b>64</b>	<b>Julia PENFOLD</b>		<b>MG ZR 160</b>				
1 -	1:54.045	+ 4.475	16:07:27.540	5 -	1:57.067	+ 7.497	16:14:58.338
2 -	1:53.076	+ 3.506	16:09:20.616	6 -	2:10.390 P	+ 20.820	16:17:08.728
3 -	<b>1:49.570</b>		<b>16:11:10.186</b>	7 -	2:49.766	+ 1:00.196	16:19:58.494
4 -	1:51.085	+ 1.515	16:13:01.271	8 -	1:49.591	+ 0.021	16:21:48.085
<b>70</b>	<b>Dan LUDLOW</b>		<b>Rover Metro Gti</b>				
1 -	1:50.291	+ 8.469	16:07:31.645	6 -	1:43.090	+ 1.268	16:16:07.487
2 -	1:45.948	+ 4.126	16:09:17.593	7 -	2:07.155	+ 25.333	16:18:14.642
3 -	1:42.426	+ 0.604	16:11:00.019	8 -	1:42.827	+ 1.005	16:19:57.469
4 -	<b>1:41.822</b>		<b>16:12:41.841</b>	9 -	1:42.153	+ 0.331	16:21:39.622
5 -	1:42.556	+ 0.734	16:14:24.397				
<b>82</b>	<b>Helen WADDINGTON</b>		<b>MG ZR 160</b>				
1 -	1:59.413	+ 8.718	16:07:38.216	5 -	<b>1:50.695</b>		<b>16:15:06.218</b>
2 -	1:52.023	+ 1.328	16:09:30.239	6 -	1:52.246	+ 1.551	16:16:58.464
3 -	1:51.642	+ 0.947	16:11:21.881	7 -	1:51.242	+ 0.547	16:18:49.706
4 -	1:53.642	+ 2.947	16:13:15.523	8 -	1:52.948	+ 2.253	16:20:42.654
<b>83</b>	<b>David COULTHARD</b>		<b>MG ZR 190</b>				
1 -	1:48.418	+ 8.777	16:07:19.482	4 -	1:39.677	+ 0.036	16:12:18.780
2 -	1:39.980	+ 0.339	16:08:59.462	5 -	2:01.072	+ 21.431	16:14:19.852
3 -	<b>1:39.641</b>		<b>16:10:39.103</b>	6 -	2:18.803 P	+ 39.162	16:16:38.655
<b>87</b>	<b>Tony LEES</b>		<b>Morgan Plus 8</b>				
1 -	1:48.297	+ 8.069	16:07:23.524	6 -	1:40.410	+ 0.182	16:15:50.986
2 -	1:43.773	+ 3.545	16:09:07.297	7 -	1:41.668	+ 1.440	16:17:32.654
3 -	1:42.125	+ 1.897	16:10:49.422	8 -	<b>1:40.228</b>		<b>16:19:12.882</b>

Car 17 - David Grace - 3 laps Qualified

Weather / Track : Cloudy / Dry

www.tsl-timing.com

Silverstone International  
Circuit Length = 2.2490 miles  
Start: 16:05 End: 16:22

### 30 Minute Race for Single Drivers

#### QUALIFYING - RACE 10 - LAP ANALYSIS

4 -	1:40.819	+ 0.591	16:12:30.241	9 -	2:16.560 P	+ 36.332	16:21:29.442
5 -	1:40.335	+ 0.107	16:14:10.576				
<b>90</b>	<b>Goff HOLMES</b>			<b>MG TF</b>			
1 -	1:49.409	+ 6.909	16:07:31.822	6 -	1:43.207	+ 0.707	16:16:06.962
2 -	1:43.471	+ 0.971	16:09:15.293	7 -	1:52.441	+ 9.941	16:17:59.403
3 -	<b>1:42.500</b>		<b>16:10:57.793</b>	8 -	1:43.588	+ 1.088	16:19:42.991
4 -	1:43.134	+ 0.634	16:12:40.927	9 -	1:44.727	+ 2.227	16:21:27.718
5 -	1:42.828	+ 0.328	16:14:23.755				
<b>93</b>	<b>Paul CONWAY</b>			<b>Morgan Plus 8</b>			
1 -	1:53.680	+ 12.636	16:07:39.798	6 -	1:41.401	+ 0.357	16:16:13.276
2 -	1:43.278	+ 2.234	16:09:23.076	7 -	1:42.160	+ 1.116	16:17:55.436
3 -	1:43.329	+ 2.285	16:11:06.405	8 -	1:41.174	+ 0.130	16:19:36.610
4 -	1:41.660	+ 0.616	16:12:48.065	9 -	<b>1:41.044</b>		<b>16:21:17.654</b>
5 -	1:43.810	+ 2.766	16:14:31.875				
<b>96</b>	<b>Brian DUGDALE</b>			<b>Lancia Fulvia Zagato</b>			
1 -	2:22.008	+ 15.094	16:08:21.368	4 -	<b>2:06.914</b>		<b>16:14:49.782</b>
2 -	2:13.079	+ 6.165	16:10:34.447	5 -	2:43.360 P	+ 36.446	16:17:33.142
3 -	2:08.421	+ 1.507	16:12:42.868				

Car 17 - David Grace - 3 laps Qualified


Weather / Track : Cloudy / Dry

www.tsl-timing.com

Silverstone International  
Circuit Length = 2.2490 miles  
Start: 16:05 End: 16:22

# 30 Minute Race for Single Drivers

## RACE 10 - GRID

ROW 13	2:06.914 96 Brian DUGDALE		
ROW 12		1:57.920 4 Les TYLER	2:05.367 60 John COLLINSON
ROW 11	1:54.659 59 Simon POLLEY		1:57.132 61 Brian RATCLIFF
ROW 10		1:50.695 82 Helen WADDINGTON	1:54.290 3 Simon GRIFFITHS
ROW 9	1:47.838 37 Timothy BRYAN		1:49.570 64 Julia PENFOLD
ROW 8		1:46.776 44 Charles WINDRIDGE	1:46.956 35 Alasdair BRUCE
ROW 7	1:46.149 45 Jim MACKIE		1:46.207 36 Peter MALLETT
ROW 6		1:45.632 42 Howard VIZOR	1:46.147 27 Phil ATTWOOD
ROW 5	1:42.500 90 Goff HOLMES		1:44.326 14 Bolaji ODUNSI
ROW 4		1:41.822 70 Dan LUDLOW	1:42.140 12 Philip STANDISH
ROW 3	1:41.630 32 Dominic MOONEY		1:41.649 16 Ian STAINES
ROW 2		1:40.228 87 Tony LEES	1:41.044 93 Paul CONWAY
ROW 1	1:39.552 24 David WOOD		1:39.641 83 David COULTHARD
<b>Pole</b>			
			

Silverstone International  
Circuit Length = 2.2490 miles

These results are provisional until the conclusion of any judicial and technical matters.

Clerk of Course :

Timekeeper :

# Moss-Europe BCV8 Championship & MGCC Cockshoot Cup

## QUALIFYING - RACE 5 - CLASSIFICATION

POS	NO	CL	NAME	ENTRY	TIME	ON	LAPS	GAP	DIFF	MPH
1	97	D	Adrian BEER	MG BGT V8	1:32.594	7	9			87.43
2	84	D	Peter COLLIS	MG B Roadster	1:34.060	4	8	1.466	1.466	86.07
3	87	D	Joe PARRINGTON	MG BGT V8	1:34.122	8	9	1.528	0.062	86.01
4	96	D	Paul SIBLEY	MGB Roadster	1:35.141	5	6	2.547	1.019	85.09
5	82	C	Phil JAMES	MG B V8	1:38.213	8	9	5.619	3.072	82.43
6	83	C	Phil WALKER	MG BGT V8	1:38.608	4	9	6.014	0.395	82.10
7	75	C	Martin HALL	MGB V8	1:40.341	7	8	7.747	1.733	80.68
8	32	B	Robert HUFF	MG B Roadster	1:40.393	7	9	7.799	0.052	80.64
9	35	B	Thomas JONES	MG B Roadster	1:40.646	5	9	8.052	0.253	80.44
10	51	B	Russell MCCARTHY	MGB Roadster	1:41.578	7	7	8.984	0.932	79.70
11	46	B	Simon CRIPPS	MG B Roadster	1:41.892	5	9	9.298	0.314	79.46
12	1	B	Mike PETERS	MG Midget	1:42.549	8	9	9.955	0.657	78.95
13	30	B	James WHEELER	MG B Roadster	1:42.565	4	9	9.971	0.016	78.93
14	31	B	Jonnie WHEELER	MG B Roadster	1:43.286	3	3	10.692	0.721	78.38
15	34	B	Brian CAKEBREAD	MG B Roadster	1:43.371	7	9	10.777	0.085	78.32
16	69	B	Peter BRAMBLE	MG B Roadster	1:44.371	4	9	11.777	1.000	77.57
17	63	B	Ron MOORCRAFT	MGB MGB	1:45.061	8	9	12.467	0.690	77.06
18	38	B	Max CAWTHORN	MGB Roadster	1:45.976	4	8	13.382	0.915	76.39
19	39	B	Roy CHAMBERLAIN	Triumph TR6	1:46.991	7	8	14.397	1.015	75.67
20	16	B	Mark RAYMENT	MG F Cup	1:47.004	7	8	14.410	0.013	75.66
21	53	A	Peter HILEY	MG Midget	1:47.741	7	8	15.147	0.737	75.14
22	78	A	Ian WRIGHT	MG Midget	1:50.793	7	8	18.199	3.052	73.07
23	18	AB	Howard GRUNDON	MGB GT V8	1:51.458	7	8	18.864	0.665	72.64
24	15	B	John E WREGHITT	MG B Roadster	1:51.934	8	8	19.340	0.476	72.33
25	22	AB	Brian SMETHURST	MG BGT V8	1:52.536	8	8	19.942	0.602	71.94
26	9	A	Steve OKINES	MG B Roadster	1:52.620	6	8	20.026	0.084	71.89
27	66	A	Chris EVANS	MG Midget	1:53.886	3	4	21.292	1.266	71.09
28	5	A	Jeremy TOES	MG Midget	1:54.429	7	8	21.835	0.543	70.75
29	23	A	Stephen MCKIE	Austin Healey Sprite	1:54.654	7	8	22.060	0.225	70.61
30	62	B	Phillip SIMPSON	MG B Roadster	1:54.743	2	8	22.149	0.089	70.56
31	2	A	Ian LONGHURST	MGB Roadster	1:55.749	8	8	23.155	1.006	69.94
32	50	A	Steve GREGORY	MG Midget	1:56.117	7	7	23.523	0.368	69.72
33	6	A	Victoria STONES	MG B	1:56.270	7	8	23.676	0.153	69.63
34	7	B	Barry CARTER	MG A Roadster	1:56.569	1	6	23.975	0.299	69.45
35	24	F	Mike ROUSE	MG F VVC	1:58.049	3	3	25.455	1.480	68.58
36	21	A	Richard SAXTON	MG Midget	1:58.914	3	8	26.320	0.865	68.08
37	3	A	Philip YATES	MG Midget	1:59.209	7	8	26.615	0.295	67.91
38	4	A	Barry PROUD	MG B Roadster	1:59.798	6	7	27.204	0.589	67.58
39	76	F	Margaret FARQUHAR-RIGG	MG F VVC	2:05.521	7	7	32.927	5.723	64.50
40	28	B	Chris SAVOURY	MG Midget	2:07.028	6	7	34.434	1.507	63.73

CAR 7 & 51 - TRANSPONDERS NOT WORKING - FIX OR YOU WILL BE IGNORED IN THE RACE

Weather / Track : Cloudy / Dry

These results are provisional until the conclusion of any judicial and technical matters.

Silverstone International  
Circuit Length = 2.2490 miles  
Start: 09:00 End: 09:18

Clerk of Course :	Timekeeper :
-------------------	--------------

# Moss-Europe BCV8 Championship & MGCC Cockshoot Cup

## QUALIFYING - RACE 5 - LAP ANALYSIS

<b>1</b>	<b>Mike PETERS</b>		<b>B MG Midget</b>				
1 -	1:59.040	+ 16.491	9:03:00.573	6 -	1:44.389	+ 1.840	9:11:48.103
2 -	1:46.608	+ 4.059	9:04:47.181	7 -	1:42.698	+ 0.149	9:13:30.801
3 -	1:45.353	+ 2.804	9:06:32.534	8 -	<b>1:42.549</b>		<b>9:15:13.350</b>
4 -	1:45.195	+ 2.646	9:08:17.729	9 -	1:47.161	+ 4.612	9:17:00.511
5 -	1:45.985	+ 3.436	9:10:03.714				
<b>2</b>	<b>Ian LONGHURST</b>		<b>A MGB Roadster</b>				
1 -	2:11.421	+ 15.672	9:03:20.342	5 -	1:58.237	+ 2.488	9:11:13.465
2 -	1:59.878	+ 4.129	9:05:20.220	6 -	1:58.287	+ 2.538	9:13:11.752
3 -	1:58.047	+ 2.298	9:07:18.267	7 -	1:56.478	+ 0.729	9:15:08.230
4 -	1:56.961	+ 1.212	9:09:15.228	8 -	<b>1:55.749</b>		<b>9:17:03.979</b>
<b>3</b>	<b>Philip YATES</b>		<b>A MG Midget</b>				
1 -	2:07.006	+ 7.797	9:03:00.216	5 -	2:01.125	+ 1.916	9:11:10.671
2 -	2:02.617	+ 3.408	9:05:02.833	6 -	1:59.716	+ 0.507	9:13:10.387
3 -	2:03.008	+ 3.799	9:07:05.841	7 -	<b>1:59.209</b>		<b>9:15:09.596</b>
4 -	2:03.705	+ 4.496	9:09:09.546	8 -	1:59.807	+ 0.598	9:17:09.403
<b>4</b>	<b>Barry PROUD</b>		<b>A MG B Roadster</b>				
1 -	2:16.493	+ 16.695	9:03:31.645	5 -	2:04.675	+ 4.877	9:11:58.889
2 -	2:09.041	+ 9.243	9:05:40.686	6 -	<b>1:59.798</b>		<b>9:13:58.687</b>
3 -	2:08.731	+ 8.933	9:07:49.417	7 -	2:03.834	+ 4.036	9:16:02.521
4 -	2:04.797	+ 4.999	9:09:54.214				
<b>5</b>	<b>Jeremy TOES</b>		<b>A MG Midget</b>				
1 -	2:14.450	+ 20.021	9:03:22.292	5 -	1:59.118	+ 4.689	9:11:15.422
2 -	1:59.081	+ 4.652	9:05:21.373	6 -	1:57.792	+ 3.363	9:13:13.214
3 -	1:59.927	+ 5.498	9:07:21.300	7 -	<b>1:54.429</b>		<b>9:15:07.643</b>
4 -	1:55.004	+ 0.575	9:09:16.304	8 -	1:55.247	+ 0.818	9:17:02.890
<b>6</b>	<b>Victoria STONES</b>		<b>A MG B</b>				
1 -	2:06.302	+ 10.032	9:03:06.109	5 -	2:01.637	+ 5.367	9:11:05.968
2 -	2:02.917	+ 6.647	9:05:09.026	6 -	2:09.923	+ 13.653	9:13:15.891
3 -	1:58.926	+ 2.656	9:07:07.952	7 -	<b>1:56.270</b>		<b>9:15:12.161</b>
4 -	1:56.379	+ 0.109	9:09:04.331	8 -	1:57.733	+ 1.463	9:17:09.894
<b>7</b>	<b>Barry CARTER</b>		<b>B MG A Roadster</b>				
1 -	<b>1:56.569</b>		<b>9:06:57.236</b>	4 -	2:00.989	+ 4.420	9:12:58.092
2 -	1:57.925	+ 1.356	9:08:55.161	5 -	2:04.278	+ 7.709	9:15:02.370
3 -	2:01.942	+ 5.373	9:10:57.103	6 -	1:57.112	+ 0.543	9:16:59.482
<b>9</b>	<b>Steve OKINES</b>		<b>A MG B Roadster</b>				
1 -	1:58.674	+ 6.054	9:03:01.650	5 -	1:54.196	+ 1.576	9:10:38.879
2 -	1:55.202	+ 2.582	9:04:56.852	6 -	<b>1:52.620</b>		<b>9:12:31.499</b>
3 -	1:54.227	+ 1.607	9:06:51.079	7 -	1:54.652	+ 2.032	9:14:26.151
4 -	1:53.604	+ 0.984	9:08:44.683	8 -	1:52.999	+ 0.379	9:16:19.150
<b>15</b>	<b>John E WREGHITT</b>		<b>B MG B Roadster</b>				
1 -	2:10.196	+ 18.262	9:03:26.230	5 -	1:55.412	+ 3.478	9:11:08.642
2 -	1:55.987	+ 4.053	9:05:22.217	6 -	1:56.939	+ 5.005	9:13:05.581
3 -	1:56.270	+ 4.336	9:07:18.487	7 -	1:54.069	+ 2.135	9:14:59.650
4 -	1:54.743	+ 2.809	9:09:13.230	8 -	<b>1:51.934</b>		<b>9:16:51.584</b>
<b>16</b>	<b>Mark RAYMENT</b>		<b>B MG F Cup</b>				
1 -	1:56.475	+ 9.471	9:03:08.422	5 -	1:48.093	+ 1.089	9:10:25.306
2 -	1:51.785	+ 4.781	9:05:00.207	6 -	1:48.322	+ 1.318	9:12:13.628
3 -	1:48.927	+ 1.923	9:06:49.134	7 -	<b>1:47.004</b>		<b>9:14:00.632</b>
4 -	1:48.079	+ 1.075	9:08:37.213	8 -	1:49.025	+ 2.021	9:15:49.657
<b>18</b>	<b>Howard GRUNDON</b>		<b>AB MGB GT V8</b>				
1 -	2:06.183	+ 14.725	9:03:25.807	5 -	1:57.310	+ 5.852	9:11:06.310

CAR 7 & 51 - TRANSPONDERS NOT WORKING - FIX OR YOU WILL BE IGNORED IN THE RACE

Weather / Track : Cloudy / Dry

# Moss-Europe BCV8 Championship & MGCC Cockshoot Cup

## QUALIFYING - RACE 5 - LAP ANALYSIS

2 -	1:55.971	+ 4.513	9:05:21.778	6 -	1:53.500	+ 2.042	9:12:59.810
3 -	1:54.430	+ 2.972	9:07:16.208	7 -	<b>1:51.458</b>		<b>9:14:51.268</b>
4 -	1:52.792	+ 1.334	9:09:09.000	8 -	1:53.083	+ 1.625	9:16:44.351
<b>21</b>	<b>Richard SAXTON</b> A MG Midget						
1 -	2:08.966	+ 10.052	9:03:01.765	5 -	2:02.170	+ 3.256	9:11:04.894
2 -	2:02.214	+ 3.300	9:05:03.979	6 -	2:01.321	+ 2.407	9:13:06.215
3 -	<b>1:58.914</b>		<b>9:07:02.893</b>	7 -	2:00.018	+ 1.104	9:15:06.233
4 -	1:59.831	+ 0.917	9:09:02.724	8 -	1:59.105	+ 0.191	9:17:05.338
<b>22</b>	<b>Brian SMETHURST</b> AB MG BGT V8						
1 -	2:09.338	+ 16.802	9:03:25.134	5 -	1:57.282	+ 4.746	9:11:06.002
2 -	1:56.392	+ 3.856	9:05:21.526	6 -	1:52.792	+ 0.256	9:12:58.794
3 -	1:54.584	+ 2.048	9:07:16.110	7 -	1:52.672	+ 0.136	9:14:51.466
4 -	1:52.610	+ 0.074	9:09:08.720	8 -	<b>1:52.536</b>		<b>9:16:44.002</b>
<b>23</b>	<b>Stephen MCKIE</b> A Austin Healey Sprite						
1 -	2:10.269	+ 15.615	9:03:29.327	5 -	1:57.201	+ 2.547	9:11:16.957
2 -	1:59.212	+ 4.558	9:05:28.539	6 -	1:56.965	+ 2.311	9:13:13.922
3 -	1:55.582	+ 0.928	9:07:24.121	7 -	<b>1:54.654</b>		<b>9:15:08.576</b>
4 -	1:55.635	+ 0.981	9:09:19.756	8 -	1:54.719	+ 0.065	9:17:03.295
<b>24</b>	<b>Mike ROUSE</b> F MG F VVC						
1 -	2:12.684	+ 14.635	9:03:37.426	3 -	<b>1:58.049</b>		<b>9:07:33.908</b>
2 -	1:58.433	+ 0.384	9:05:35.859				
<b>28</b>	<b>Chris SAVOURY</b> B MG Midget						
1 -	2:20.812	+ 13.784	9:03:38.731	5 -	2:09.978	+ 2.950	9:12:15.857
2 -	2:09.779	+ 2.751	9:05:48.510	6 -	<b>2:07.028</b>		<b>9:14:22.885</b>
3 -	2:09.582	+ 2.554	9:07:58.092	7 -	2:09.170	+ 2.142	9:16:32.055
4 -	2:07.787	+ 0.759	9:10:05.879				
<b>30</b>	<b>James WHEELER</b> B MG B Roadster						
1 -	1:46.393	+ 3.828	9:02:38.793	6 -	1:46.680	+ 4.115	9:11:20.883
2 -	1:42.964	+ 0.399	9:04:21.757	7 -	1:44.487	+ 1.922	9:13:05.370
3 -	1:44.889	+ 2.324	9:06:06.646	8 -	1:43.733	+ 1.168	9:14:49.103
4 -	<b>1:42.565</b>		<b>9:07:49.211</b>	9 -	1:42.636	+ 0.071	9:16:31.739
5 -	1:44.992	+ 2.427	9:09:34.203				
<b>31</b>	<b>Jonnie WHEELER</b> B MG B Roadster						
1 -	1:49.839	+ 6.553	9:02:49.858	3 -	<b>1:43.286</b>		<b>9:06:17.060</b>
2 -	1:43.916	+ 0.630	9:04:33.774				
<b>32</b>	<b>Robert HUFF</b> B MG B Roadster						
1 -	1:45.942	+ 5.549	9:02:33.281	6 -	1:46.376	+ 5.983	9:11:03.921
2 -	1:40.608	+ 0.215	9:04:13.889	7 -	<b>1:40.393</b>		<b>9:12:44.314</b>
3 -	1:42.088	+ 1.695	9:05:55.977	8 -	1:40.759	+ 0.366	9:14:25.073
4 -	1:40.556	+ 0.163	9:07:36.533	9 -	1:42.441	+ 2.048	9:16:07.514
5 -	1:41.012	+ 0.619	9:09:17.545				
<b>34</b>	<b>Brian CAKEBREAD</b> B MG B Roadster						
1 -	1:57.935	+ 14.564	9:03:09.299	6 -	1:45.716	+ 2.345	9:11:57.367
2 -	1:48.025	+ 4.654	9:04:57.324	7 -	<b>1:43.371</b>		<b>9:13:40.738</b>
3 -	1:45.069	+ 1.698	9:06:42.393	8 -	1:43.949	+ 0.578	9:15:24.687
4 -	1:44.435	+ 1.064	9:08:26.828	9 -	1:44.500	+ 1.129	9:17:09.187
5 -	1:44.823	+ 1.452	9:10:11.651				
<b>35</b>	<b>Thomas JONES</b> B MG B Roadster						
1 -	1:47.778	+ 7.132	9:02:40.619	6 -	1:42.419	+ 1.773	9:11:10.144
2 -	1:43.072	+ 2.426	9:04:23.691	7 -	1:43.481	+ 2.835	9:12:53.625
3 -	1:42.356	+ 1.710	9:06:06.047	8 -	1:41.068	+ 0.422	9:14:34.693
4 -	1:41.032	+ 0.386	9:07:47.079	9 -	1:42.357	+ 1.711	9:16:17.050
5 -	<b>1:40.646</b>		<b>9:09:27.725</b>				

CAR 7 & 51 - TRANSPONDERS NOT WORKING - FIX OR YOU WILL BE IGNORED IN THE RACE

Weather / Track : Cloudy / Dry

## Moss-Europe BCV8 Championship & MGCC Cockshoot Cup

### QUALIFYING - RACE 5 - LAP ANALYSIS

<b>38</b>	<b>Max CAWTHORN</b>		<b>B MGB Roadster</b>				
1 -	2:03.415	+ 17.439	9:03:30.245	5 -	1:48.583	+ 2.607	9:10:50.134
2 -	1:55.182	+ 9.206	9:05:25.427	6 -	1:46.776	+ 0.800	9:12:36.910
3 -	1:50.148	+ 4.172	9:07:15.575	7 -	1:48.349	+ 2.373	9:14:25.259
4 -	<b>1:45.976</b>		<b>9:09:01.551</b>	8 -	1:47.199	+ 1.223	9:16:12.458
<b>39</b>	<b>Roy CHAMBERLAIN</b>		<b>B Triumph TR6</b>				
1 -	2:11.015	+ 24.024	9:03:37.983	5 -	1:49.921	+ 2.930	9:11:08.804
2 -	2:03.061	+ 16.070	9:05:41.044	6 -	1:48.806	+ 1.815	9:12:57.610
3 -	1:50.735	+ 3.744	9:07:31.779	7 -	<b>1:46.991</b>		<b>9:14:44.601</b>
4 -	1:47.104	+ 0.113	9:09:18.883	8 -	1:47.492	+ 0.501	9:16:32.093
<b>46</b>	<b>Simon CRIPPS</b>		<b>B MG B Roadster</b>				
1 -	1:48.418	+ 6.526	9:02:37.129	6 -	1:43.515	+ 1.623	9:11:12.413
2 -	1:44.229	+ 2.337	9:04:21.358	7 -	1:45.983	+ 4.091	9:12:58.396
3 -	1:43.684	+ 1.792	9:06:05.042	8 -	1:42.608	+ 0.716	9:14:41.004
4 -	1:41.964	+ 0.072	9:07:47.006	9 -	2:12.115 P	+ 30.223	9:16:53.119
5 -	<b>1:41.892</b>		<b>9:09:28.898</b>				
<b>50</b>	<b>Steve GREGORY</b>		<b>A MG Midget</b>				
1 -	2:10.184	+ 14.067	9:03:00.684	5 -	2:15.086	+ 18.969	9:11:44.688
2 -	2:13.726	+ 17.609	9:05:14.410	6 -	1:56.845	+ 0.728	9:13:41.533
3 -	2:03.717	+ 7.600	9:07:18.127	7 -	<b>1:56.117</b>		<b>9:15:37.650</b>
4 -	2:11.475	+ 15.358	9:09:29.602				
<b>51</b>	<b>Russell MCCARTHY</b>		<b>B MGB Roadster</b>				
1 -	3:39.851	+ 1:58.273	9:04:33.440	5 -	1:42.286	+ 0.708	9:11:23.452
2 -	1:42.533	+ 0.955	9:06:15.973	6 -	3:25.047	+ 1:43.469	9:14:48.499
3 -	1:42.351	+ 0.773	9:07:58.324	7 -	<b>1:41.578</b>		<b>9:16:30.077</b>
4 -	1:42.842	+ 1.264	9:09:41.166				
<b>53</b>	<b>Peter HILEY</b>		<b>A MG Midget</b>				
1 -	1:54.544	+ 6.803	9:03:06.071	5 -	1:49.106	+ 1.365	9:10:24.656
2 -	1:51.727	+ 3.986	9:04:57.798	6 -	1:48.045	+ 0.304	9:12:12.701
3 -	1:49.311	+ 1.570	9:06:47.109	7 -	<b>1:47.741</b>		<b>9:14:00.442</b>
4 -	1:48.441	+ 0.700	9:08:35.550	8 -	1:51.160	+ 3.419	9:15:51.602
<b>62</b>	<b>Phillip SIMPSON</b>		<b>B MG B Roadster</b>				
1 -	2:07.406	+ 12.663	9:03:21.858	5 -	2:01.518	+ 6.775	9:11:08.387
2 -	<b>1:54.743</b>		<b>9:05:16.601</b>	6 -	1:59.343	+ 4.600	9:13:07.730
3 -	1:55.341	+ 0.598	9:07:11.942	7 -	1:56.157	+ 1.414	9:15:03.887
4 -	1:54.927	+ 0.184	9:09:06.869	8 -	2:09.353 P	+ 14.610	9:17:13.240
<b>63</b>	<b>Ron MOORCRAFT</b>		<b>B MGB MGB</b>				
1 -	1:51.703	+ 6.642	9:02:45.122	6 -	1:48.898	+ 3.837	9:11:41.796
2 -	1:49.818	+ 4.757	9:04:34.940	7 -	1:45.201	+ 0.140	9:13:26.997
3 -	1:45.576	+ 0.515	9:06:20.516	8 -	<b>1:45.061</b>		<b>9:15:12.058</b>
4 -	1:45.638	+ 0.577	9:08:06.154	9 -	1:48.191	+ 3.130	9:17:00.249
5 -	1:46.744	+ 1.683	9:09:52.898				
<b>66</b>	<b>Chris EVANS</b>		<b>A MG Midget</b>				
1 -	1:58.815	+ 4.929	9:02:48.119	3 -	<b>1:53.886</b>		<b>9:06:37.617</b>
2 -	1:55.612	+ 1.726	9:04:43.731	4 -	2:10.065 P	+ 16.179	9:08:47.682
<b>69</b>	<b>Peter BRAMBLE</b>		<b>B MG B Roadster</b>				
1 -	1:49.248	+ 4.877	9:02:36.625	6 -	1:46.551	+ 2.180	9:11:24.624
2 -	1:44.436	+ 0.065	9:04:21.061	7 -	1:46.212	+ 1.841	9:13:10.836
3 -	1:47.333	+ 2.962	9:06:08.394	8 -	1:48.404	+ 4.033	9:14:59.240
4 -	<b>1:44.371</b>		<b>9:07:52.765</b>	9 -	1:44.591	+ 0.220	9:16:43.831
5 -	1:45.308	+ 0.937	9:09:38.073				

CAR 7 & 51 - TRANSPONDERS NOT WORKING - FIX OR YOU WILL BE IGNORED IN THE RACE

Weather / Track : Cloudy / Dry

www.tsl-timing.com

Page 3 of 4

Silverstone International  
Circuit Length = 2.2490 miles  
Start: 09:00 End: 09:18

Printed - 09.20 Saturday, 11 July 2009

## Moss-Europe BCV8 Championship & MGCC Cockshoot Cup

### QUALIFYING - RACE 5 - LAP ANALYSIS

<b>75</b>	<b>Martin HALL</b>		<b>C MGB V8</b>				
1 -	2:12.671	+ 32.330	9:03:36.708	5 -	1:48.943	+ 8.602	9:10:52.913
2 -	1:57.726	+ 17.385	9:05:34.434	6 -	1:40.772	+ 0.431	9:12:33.685
3 -	1:44.254	+ 3.913	9:07:18.688	7 -	<b>1:40.341</b>		<b>9:14:14.026</b>
4 -	1:45.282	+ 4.941	9:09:03.970	8 -	1:40.411	+ 0.070	9:15:54.437
<b>76</b>	<b>Margaret FARQUHAR-RIGG</b>		<b>F MG F VVC</b>				
1 -	2:14.954	+ 9.433	9:03:25.664	5 -	2:05.527	+ 0.006	9:12:06.971
2 -	2:09.989	+ 4.468	9:05:35.653	6 -	2:05.578	+ 0.057	9:14:12.549
3 -	2:12.762	+ 7.241	9:07:48.415	7 -	<b>2:05.521</b>		<b>9:16:18.070</b>
4 -	2:13.029	+ 7.508	9:10:01.444				
<b>78</b>	<b>Ian WRIGHT</b>		<b>A MG Midget</b>				
1 -	2:12.080	+ 21.287	9:03:22.143	5 -	1:53.591	+ 2.798	9:10:51.871
2 -	1:52.984	+ 2.191	9:05:15.127	6 -	1:56.589	+ 5.796	9:12:48.460
3 -	1:51.633	+ 0.840	9:07:06.760	7 -	<b>1:50.793</b>		<b>9:14:39.253</b>
4 -	1:51.520	+ 0.727	9:08:58.280	8 -	1:53.643	+ 2.850	9:16:32.896
<b>82</b>	<b>Phil JAMES</b>		<b>C MG B V8</b>				
1 -	1:44.513	+ 6.300	9:02:35.186	6 -	1:42.900	+ 4.687	9:10:53.311
2 -	1:38.715	+ 0.502	9:04:13.901	7 -	1:38.965	+ 0.752	9:12:32.276
3 -	1:38.446	+ 0.233	9:05:52.347	8 -	<b>1:38.213</b>		<b>9:14:10.489</b>
4 -	1:39.539	+ 1.326	9:07:31.886	9 -	1:54.401 p	+ 16.188	9:16:04.890
5 -	1:38.525	+ 0.312	9:09:10.411				
<b>83</b>	<b>Phil WALKER</b>		<b>C MG BGT V8</b>				
1 -	1:50.525	+ 11.917	9:03:02.871	6 -	1:42.879	+ 4.271	9:11:31.587
2 -	1:44.392	+ 5.784	9:04:47.263	7 -	1:40.934	+ 2.326	9:13:12.521
3 -	1:41.017	+ 2.409	9:06:28.280	8 -	1:42.202	+ 3.594	9:14:54.723
4 -	<b>1:38.608</b>		<b>9:08:06.888</b>	9 -	1:41.173	+ 2.565	9:16:35.896
5 -	1:41.820	+ 3.212	9:09:48.708				
<b>84</b>	<b>Peter COLLIS</b>		<b>D MG B Roadster</b>				
1 -	1:54.350	+ 20.290	9:03:15.543	5 -	1:38.720	+ 4.660	9:09:53.765
2 -	1:48.707	+ 14.647	9:05:04.250	6 -	1:45.432	+ 11.372	9:11:39.197
3 -	1:36.735	+ 2.675	9:06:40.985	7 -	1:34.727	+ 0.667	9:13:13.924
4 -	<b>1:34.060</b>		<b>9:08:15.045</b>	8 -	2:09.216 p	+ 35.156	9:15:23.140
<b>87</b>	<b>Joe PARRINGTON</b>		<b>D MG BGT V8</b>				
1 -	1:51.991	+ 17.869	9:03:08.597	6 -	1:40.653	+ 6.531	9:11:14.708
2 -	1:40.678	+ 6.556	9:04:49.275	7 -	1:38.982	+ 4.860	9:12:53.690
3 -	1:34.903	+ 0.781	9:06:24.178	8 -	<b>1:34.122</b>		<b>9:14:27.812</b>
4 -	1:34.397	+ 0.275	9:07:58.575	9 -	1:36.253	+ 2.131	9:16:04.065
5 -	1:35.480	+ 1.358	9:09:34.055				
<b>96</b>	<b>Paul SIBLEY</b>		<b>D MGB Roadster</b>				
1 -	1:49.628	+ 14.487	9:02:49.245	4 -	1:36.699	+ 1.558	9:07:40.863
2 -	1:37.810	+ 2.669	9:04:27.055	5 -	<b>1:35.141</b>		<b>9:09:16.004</b>
3 -	1:37.109	+ 1.968	9:06:04.164	6 -	2:24.886 p	+ 49.745	9:11:40.890
<b>97</b>	<b>Adrian BEER</b>		<b>D MG BGT V8</b>				
1 -	2:22.345	+ 49.751	9:03:51.726	6 -	1:33.603	+ 1.009	9:11:48.407
2 -	1:35.035	+ 2.441	9:05:26.761	7 -	<b>1:32.594</b>		<b>9:13:21.001</b>
3 -	1:40.458	+ 7.864	9:07:07.219	8 -	1:59.047	+ 26.453	9:15:20.048
4 -	1:34.254	+ 1.660	9:08:41.473	9 -	1:34.834	+ 2.240	9:16:54.882
5 -	1:33.331	+ 0.737	9:10:14.804				

CAR 7 & 51 - TRANSPONDERS NOT WORKING - FIX OR YOU WILL BE IGNORED IN THE RACE

Weather / Track : Cloudy / Dry

# Moss-Europe BCV8 Championship & MGCC Cockshoot Cup

## RACE 5 - GRID

ROW 20	2:05.521 76 Margaret FARQUHAR-RIGG	2:07.028 28 Chris SAVOURY
ROW 19	1:59.209 3 Philip YATES	1:59.798 4 Barry PROUD
ROW 18	1:58.049 24 Mike ROUSE	1:58.914 21 Richard SAXTON
ROW 17	1:56.270 6 Victoria STONES	1:56.569 7 Barry CARTER
ROW 16	1:55.749 2 Ian LONGHURST	1:56.117 50 Steve GREGORY
ROW 15	1:54.654 23 Stephen MCKIE	1:54.743 62 Phillip SIMPSON
ROW 14	1:53.886 66 Chris EVANS	1:54.429 5 Jeremy TOES
ROW 13	1:52.536 22 Brian SMETHURST	1:52.620 9 Steve OKINES
ROW 12	1:51.458 18 Howard GRUNDON	1:51.934 15 John E WREGHITT
ROW 11	1:47.741 53 Peter HILEY	1:50.793 78 Ian WRIGHT
ROW 10	1:46.991 39 Roy CHAMBERLAIN	1:47.004 16 Mark RAYMENT
ROW 9	1:45.061 63 Ron MOORCRAFT	1:45.976 38 Max CAWTHORN
ROW 8	1:43.371 34 Brian CAKEBREAD	1:44.371 69 Peter BRAMBLE
ROW 7	1:42.565 30 James WHEELER	1:43.286 31 Jonnie WHEELER
ROW 6	1:41.892 46 Simon CRIPPS	1:42.549 1 Mike PETERS
ROW 5	1:40.646 35 Thomas JONES	1:41.578 51 Russell MCCARTHY
ROW 4	1:40.341 75 Martin HALL	1:40.393 32 Robert HUFF
ROW 3	1:38.213 82 Phil JAMES	1:38.608 83 Phil WALKER
ROW 2	1:34.122 87 Joe PARRINGTON	1:35.141 96 Paul SIBLEY
ROW 1	1:32.594 97 Adrian BEER	1:34.060 84 Peter COLLIS

**Pole**

Silverstone International  
Circuit Length = 2.2490 miles

**These results are provisional until the conclusion of any judicial and technical matters.**

Clerk of Course :

Timekeeper :

# Drayton Manor Park MG Metro Cup

## QUALIFYING - RACE 7 - CLASSIFICATION

POS	NO	CL	NAME	ENTRY	TIME	ON	LAPS	GAP	DIFF	MPH
1	69	C	James DUNKLEY	MG Metro	1:46.922	5	5			75.72
2	96	C	Dick TREVETT	MG Metro Turbo	1:46.982	5	5	0.060	0.060	75.67
3	16	C	Jon FLANIGAN	MG Metro Turbo	1:47.126	3	4	0.204	0.144	75.57
4	1	C	Simon WHITE	MG Metro	1:47.351	5	5	0.429	0.225	75.41
5	79	C	Paul ASHTON	MG Metro	1:48.435	4	4	1.513	1.084	74.66
6	7	C	Tony HOWE	MG Metro Turbo	1:49.685	2	4	2.763	1.250	73.81
7	77	C	Wayne PARKER	Rover Metro GTi	1:51.574	4	4	4.652	1.889	72.56
8	49	C	Richard GARRARD	MG Metro Turbo	1:51.790	4	4	4.868	0.216	72.42
9	88	B	Neal GARDINER	MG Metro	1:52.110	4	4	5.188	0.320	72.21
10	14	C	Mark BELLAMY	MG Metro	1:52.286	3	4	5.364	0.176	72.10
11	32	C	Tony DOWLER	MG Metro	1:52.485	4	4	5.563	0.199	71.97
12	97	B	Andrew ASHTON	Rover Metro	1:53.854	3	4	6.932	1.369	71.11
13	10	B	Miles GENTLE	Rover Metro Gti	1:56.150	4	4	9.228	2.296	69.70
14	65	B	Geoff MCNAMARA	MG Metro	1:56.227	4	4	9.305	0.077	69.65
15	20	B	David HEASMAN	Rover Metro Gti	1:56.247	4	4	9.325	0.020	69.64
16	11	B	Pete THOMSON	Rover Metro GTi	1:56.961	4	4	10.039	0.714	69.22
17	91	A	Tim METCALFE	MG Metro	1:58.419	3	4	11.497	1.458	68.37
18	90	A	Terry BRACEY-WRIGHT	MG Metro	1:58.673	3	4	11.751	0.254	68.22
19	41	B	David WILLIAMS	Rover Metro Gti	1:59.641	2	4	12.719	0.968	67.67
20	55	A	Adam KEY	MG Metro	2:00.276	4	4	13.354	0.635	67.31
21	6	B	Derek John FACER	MG Metro	2:02.291	4	4	15.369	2.015	66.20
22	27	A	Jonathan AGAR	MG ZR	2:03.138	4	4	16.216	0.847	65.75
23	38	B	Paul A CONSTANCE	Rover Metro 100 GTi	2:07.711	4	4	20.789	4.573	63.39
24	37	C	Michael HARRIS	MG Metro	2:08.392	1	1	21.470	0.681	63.05
25	28	D	Michael WILLIAMS	MG Metro K series	2:12.019	1	3	25.097	3.627	61.32
26	42	B	Adam Joseph PALMER	MG Metro	2:20.435	2	2	33.513	8.416	57.65

Car 38 - Transponder incorrectly fitted - please rectify

Cars 33, 35, 39, 64 & 78 - 3 laps qualified

Weather / Track : Cloudy / Dry

These results are provisional until the conclusion of any judicial and technical matters.

Silverstone International  
Circuit Length = 2.2490 miles  
Start: 09:24 End: 09:55

Clerk of Course :		Timekeeper :
-------------------	--	--------------

# Drayton Manor Park MG Metro Cup

## QUALIFYING - RACE 7 - LAP ANALYSIS

<b>1</b>	<b>Simon WHITE</b>		<b>C MG Metro</b>			
1 -	1:55.649	+ 8.298	9:27:02.915	4 -	1:48.159	+ 0.808
2 -	1:48.418	+ 1.067	9:28:51.333	5 -	<b>1:47.351</b>	
3 -	1:47.483	+ 0.132	9:30:38.816			<b>9:32:26.975</b>
<b>6</b>	<b>Derek John FACER</b>		<b>B MG Metro</b>			
1 -	2:21.028	+ 18.737	9:27:37.377	3 -	2:03.626	+ 1.335
2 -	2:07.072	+ 4.781	9:29:44.449	4 -	<b>2:02.291</b>	
<b>7</b>	<b>Tony HOWE</b>		<b>C MG Metro Turbo</b>			
1 -	1:56.019	+ 6.334	9:27:05.639	3 -	1:50.575	+ 0.890
2 -	<b>1:49.685</b>		<b>9:28:55.324</b>	4 -	1:54.399	+ 4.714
<b>10</b>	<b>Miles GENTLE</b>		<b>B Rover Metro Gti</b>			
1 -	2:01.873	+ 5.723	9:27:24.711	3 -	1:56.411	+ 0.261
2 -	1:56.580	+ 0.430	9:29:21.291	4 -	<b>1:56.150</b>	
<b>11</b>	<b>Pete THOMSON</b>		<b>B Rover Metro GTi</b>			
1 -	2:07.155	+ 10.194	9:27:30.561	3 -	1:59.499	+ 2.538
2 -	2:00.028	+ 3.067	9:29:30.589	4 -	<b>1:56.961</b>	
<b>14</b>	<b>Mark BELLAMY</b>		<b>C MG Metro</b>			
1 -	2:30.045	+ 37.759	9:27:47.557	3 -	<b>1:52.286</b>	
2 -	1:58.004	+ 5.718	9:29:45.561	4 -	1:54.469	+ 2.183
<b>16</b>	<b>Jon FLANIGAN</b>		<b>C MG Metro Turbo</b>			
1 -	1:57.247	+ 10.121	9:27:13.536	3 -	<b>1:47.126</b>	
2 -	1:49.048	+ 1.922	9:29:02.584	4 -	1:48.275	+ 1.149
<b>20</b>	<b>David HEASMAN</b>		<b>B Rover Metro Gti</b>			
1 -	2:06.677	+ 10.430	9:27:41.233	3 -	1:56.511	+ 0.264
2 -	1:57.068	+ 0.821	9:29:38.301	4 -	<b>1:56.247</b>	
<b>27</b>	<b>Jonathan AGAR</b>		<b>A MG ZR</b>			
1 -	2:06.311	+ 3.173	9:27:26.934	3 -	2:04.917	+ 1.779
2 -	2:03.433	+ 0.295	9:29:30.367	4 -	<b>2:03.138</b>	
<b>28</b>	<b>Michael WILLIAMS</b>		<b>D MG Metro K series</b>			
1 -	<b>2:12.019</b>		<b>9:27:47.793</b>	3 -	3:08.402 P	+ 56.383
2 -	2:05.870 P	+ -6.149	9:29:53.663			9:33:02.065
<b>32</b>	<b>Tony DOWLER</b>		<b>C MG Metro</b>			
1 -	2:03.694	+ 11.209	9:27:37.245	3 -	1:55.555	+ 3.070
2 -	1:54.766	+ 2.281	9:29:32.011	4 -	<b>1:52.485</b>	
<b>37</b>	<b>Michael HARRIS</b>		<b>C MG Metro</b>			
1 -	<b>2:08.392</b>		<b>9:27:37.761</b>			
<b>38</b>	<b>Paul A CONSTANCE</b>		<b>B Rover Metro 100 GTi</b>			
1 -	2:20.032	+ 12.321	9:27:48.450	3 -	2:09.458	+ 1.747
2 -	2:08.764	+ 1.053	9:29:57.214	4 -	<b>2:07.711</b>	
<b>41</b>	<b>David WILLIAMS</b>		<b>B Rover Metro Gti</b>			
1 -	2:05.142	+ 5.501	9:27:34.233	3 -	1:59.899	+ 0.258
2 -	<b>1:59.641</b>		<b>9:29:33.874</b>	4 -	2:00.007	+ 0.366
<b>42</b>	<b>Adam Joseph PALMER</b>		<b>B MG Metro</b>			
1 -	2:27.265	+ 6.830	9:30:34.390	2 -	<b>2:20.435</b>	
<b>49</b>	<b>Richard GARRARD</b>		<b>C MG Metro Turbo</b>			
1 -	1:59.001	+ 7.211	9:27:11.183	3 -	1:52.748	+ 0.958

Car 38 - Transponder incorrectly fitted - please rectify  
 Cars 33, 35, 39, 64 & 78 - 3 laps qualified  
 Weather / Track : Cloudy / Dry

Silverstone International  
 Circuit Length = 2.2490 miles  
 Start: 09:24 End: 09:55

## Drayton Manor Park MG Metro Cup

### QUALIFYING - RACE 7 - LAP ANALYSIS


2 -	1:55.242	+ 3.452	9:29:06.425	4 -	<b>1:51.790</b>		<b>9:32:50.963</b>
<b>55</b>	<b>Adam KEY</b>		<b>A</b>		<b>MG Metro</b>		
1 -	2:07.595	+ 7.319	9:27:41.777	3 -	2:00.853	+ 0.577	9:31:43.081
2 -	2:00.451	+ 0.175	9:29:42.228	4 -	<b>2:00.276</b>		<b>9:33:43.357</b>
<b>65</b>	<b>Geoff MCNAMARA</b>		<b>B</b>		<b>MG Metro</b>		
1 -	2:10.378	+ 14.151	9:27:32.395	3 -	1:58.577	+ 2.350	9:31:30.861
2 -	1:59.889	+ 3.662	9:29:32.284	4 -	<b>1:56.227</b>		<b>9:33:27.088</b>
<b>69</b>	<b>James DUNKLEY</b>		<b>C</b>		<b>MG Metro</b>		
1 -	1:55.902	+ 8.980	9:27:04.739	4 -	1:49.779	+ 2.857	9:32:35.955
2 -	1:53.227	+ 6.305	9:28:57.966	5 -	<b>1:46.922</b>		<b>9:34:22.877</b>
3 -	1:48.210	+ 1.288	9:30:46.176				
<b>77</b>	<b>Wayne PARKER</b>		<b>C</b>		<b>Rover Metro GTi</b>		
1 -	2:01.756	+ 10.182	9:27:20.087	3 -	1:52.217	+ 0.643	9:31:05.980
2 -	1:53.676	+ 2.102	9:29:13.763	4 -	<b>1:51.574</b>		<b>9:32:57.554</b>
<b>79</b>	<b>Paul ASHTON</b>		<b>C</b>		<b>MG Metro</b>		
1 -	2:02.531	+ 14.096	9:27:32.667	3 -	1:48.920	+ 0.485	9:31:11.218
2 -	1:49.631	+ 1.196	9:29:22.298	4 -	<b>1:48.435</b>		<b>9:32:59.653</b>
<b>88</b>	<b>Neal GARDINER</b>		<b>B</b>		<b>MG Metro</b>		
1 -	1:59.997	+ 7.887	9:27:13.930	3 -	1:53.699	+ 1.589	9:31:01.304
2 -	1:53.675	+ 1.565	9:29:07.605	4 -	<b>1:52.110</b>		<b>9:32:53.414</b>
<b>90</b>	<b>Terry BRACEY-WRIGHT</b>		<b>A</b>		<b>MG Metro</b>		
1 -	2:06.323	+ 7.650	9:27:20.106	3 -	<b>1:58.673</b>		<b>9:31:18.344</b>
2 -	1:59.565	+ 0.892	9:29:19.671	4 -	1:58.700	+ 0.027	9:33:17.044
<b>91</b>	<b>Tim METCALFE</b>		<b>A</b>		<b>MG Metro</b>		
1 -	2:04.225	+ 5.806	9:27:19.699	3 -	<b>1:58.419</b>		<b>9:31:18.952</b>
2 -	2:00.834	+ 2.415	9:29:20.533	4 -	1:58.828	+ 0.409	9:33:17.780
<b>96</b>	<b>Dick TREVETT</b>		<b>C</b>		<b>MG Metro Turbo</b>		
1 -	1:56.378	+ 9.396	9:27:04.608	4 -	1:48.741	+ 1.759	9:32:35.153
2 -	1:52.258	+ 5.276	9:28:56.866	5 -	<b>1:46.982</b>		<b>9:34:22.135</b>
3 -	1:49.546	+ 2.564	9:30:46.412				
<b>97</b>	<b>Andrew ASHTON</b>		<b>B</b>		<b>Rover Metro</b>		
1 -	2:00.960	+ 7.106	9:27:29.393	3 -	<b>1:53.854</b>		<b>9:31:19.709</b>
2 -	1:56.462	+ 2.608	9:29:25.855	4 -	1:54.896	+ 1.042	9:33:14.605

Car 38 - Transponder incorrectly fitted - please rectify  
 Cars 33, 35, 39, 64 & 78 - 3 laps qualified  
 Weather / Track : Cloudy / Dry

Silverstone International  
 Circuit Length = 2.2490 miles  
 Start: 09:24 End: 09:55

# Drayton Manor Park MG Metro Cup

## RACE 7 - GRID

ROW 13	2:12.019 28 Michael WILLIAMS	2:20.435 42 Adam Joseph PALMER
ROW 12	2:07.711 38 Paul A CONSTANCE	2:08.392 37 Michael HARRIS
ROW 11	2:02.291 6 Derek John FACER	2:03.138 27 Jonathan AGAR
ROW 10	1:59.641 41 David WILLIAMS	2:00.276 55 Adam KEY
ROW 9	1:58.419 91 Tim METCALFE	1:58.673 90 Terry BRACEY-WRIGHT
ROW 8	1:56.247 20 David HEASMAN	1:56.961 11 Pete THOMSON
ROW 7	1:56.150 10 Miles GENTLE	1:56.227 65 Geoff MCNAMARA
ROW 6	1:52.485 32 Tony DOWLER	1:53.854 97 Andrew ASHTON
ROW 5	1:52.110 88 Neal GARDINER	1:52.286 14 Mark BELLAMY
ROW 4	1:51.574 77 Wayne PARKER	1:51.790 49 Richard GARRARD
ROW 3	1:48.435 79 Paul ASHTON	1:49.685 7 Tony HOWE
ROW 2	1:47.126 16 Jon FLANIGAN	1:47.351 1 Simon WHITE
ROW 1	1:46.922 69 James DUNKLEY	1:46.982 96 Dick TREVETT
<b>Pole</b>		
		

Silverstone International  
Circuit Length = 2.2490 miles

**These results are provisional until the conclusion of any judicial and technical matters.**

Clerk of Course :	Timekeeper :
-------------------	--------------

# Lenham Sportscars MG Midget Challenge

## RACE 1 - CLASSIFICATION

POS	NO	CL	NAME	ENTRY	LAPS	TIME	GAP	DIFF	MPH	BEST	ON
1	11	A	Richard PERRY	MG Midget	8	14:54.942			72.37	1:49.593	2
2	9	A	Paul SIBLEY	MG Midget	8	15:00.469	5.527	5.527	71.93	1:46.158	8
3	34	B	Mark TURNER	AH Sprite Mk.1	8	15:12.744	17.802	12.275	70.96	1:50.410	6
4	1	A	William SMALLRIDGE	MG Midget	8	15:17.315	22.373	4.571	70.60	1:44.846	8
5	6	A	John HELME	MG Midget	8	15:23.256	28.314	5.941	70.15	1:50.315	8
6	33	B	Andrew ACTMAN	Austin Healey Sprite	8	15:23.863	28.921	0.607	70.10	1:50.717	8
7	4	A	David WESTON	MG Midget	8	15:25.900	30.958	2.037	69.95	1:49.253	8
8	41	B	Nigel PRATT	MG Midget	8	15:29.365	34.423	3.465	69.69	1:52.548	8
9	30	B	Peter COLLINSON	MG Midget	8	15:34.914	39.972	5.549	69.28	1:51.827	8
10	3	A	Martin MORRIS	MG Midget	8	15:38.298	43.356	3.384	69.03	1:52.912	8
11	46	B	James BILSLAND	MG Midget	8	15:48.554	53.612	10.256	68.28	1:54.959	8
12	37	B	Phil ATTWOOD	MG Midget	8	15:55.670	1:00.728	7.116	67.77	1:55.579	6
13	42	B	Les GRIMSHAW	MG Midget	8	16:05.058	1:10.116	9.388	67.11	1:55.008	8
14	57	B	Tony GRIFFITHS	MG Midget	8	16:11.255	1:16.313	6.197	66.68	1:58.390	7
15	38	B	Ian STAGG	MG Midget	8	16:21.268	1:26.326	10.013	66.00	1:56.669	8
16	66	C	William SHARPE	MG Midget	8	16:21.507	1:26.565	0.239	65.99	1:55.979	8
17	73	C	Dean STANTON	MG Midget	8	16:22.298	1:27.356	0.791	65.93	1:56.367	8
18	36	B	David M JAMES	MG Midget	8	16:29.477	1:34.535	7.179	65.45	1:53.001	8
19	49	B	Richard BRIDGE	MG Midget	7	15:00.606	1 lap	1 lap	62.92	2:01.142	7
20	40	B	John COLLINSON	Austin Healey Sprite	7	15:01.344	1 lap	0.738	62.87	1:58.161	5
21	43	B	Martin HILLARD	MG Midget	7	15:01.730	1 lap	0.386	62.85	2:01.573	7
22	61	C	David PYMM	MG Midget	7	15:03.650	1 lap	1.920	62.71	2:01.754	7
23	63	C	Ian LANGFORD	MG Midget	7	15:03.971	1 lap	0.321	62.69	2:02.867	7
24	50	B	Steve COLLINSON	MG Midget	7	15:05.449	1 lap	1.478	62.59	2:01.269	7
25	62	C	John STANYON	MG Midget	7	15:07.816	1 lap	2.367	62.42	2:03.819	7
26	45	B	Jim MACKIE	Austin Healey Sprite	7	15:15.938	1 lap	8.122	61.87	2:04.058	5
27	67	C	Mark T BOLDRY	MG Midget	7	15:17.257	1 lap	1.319	61.78	2:03.756	7
28	64	C	Peter MAY	MG Midget	7	15:19.448	1 lap	2.191	61.63	2:04.551	7
29	68	C	David JEAL	MG Midget	6	15:46.705	2 laps	1 lap	51.31	2:32.685	2
30	72	C	Sandie A ROBBIE	MG Midget Mk.III	6	16:23.073	2 laps	36.368	49.41	2:27.563	6
NOT CLASSIFIED											
DNF	32	B	Dominic MOONEY	Austin Healey Sprite	6	11:29.579	2 laps		70.44	1:50.543	6
DNF	2	A	Gil DUFFY	MG Midget	4	9:02.769	4 laps	2 laps	59.66	2:02.159	3
DNF	5	A	Edward REEVE	MG Midget	2	5:02.452	6 laps	2 laps	53.53	2:07.671	1
FASTEST LAP											
1	A	William SMALLRIDGE	MG Midget	8	1:44.846			77.22 mph		124.27 kph	
34	B	Mark TURNER	AH Sprite Mk.1	6	1:50.410			73.33 mph		118.01 kph	
66	C	William SHARPE	MG Midget	8	1:55.979			69.80 mph		112.34 kph	

Weather / Track : Cloudy / Damp

These results are provisional until the conclusion of any judicial and technical matters.

Silverstone International  
Circuit Length = 2.2490 miles  
Start: 10:27 End: 10:44

Clerk of Course :

Timekeeper :

# Lenham Sportscars MG Midget Challenge

## RACE 1 - LAP CHART

Lap 1			Lap 2			Lap 3			Lap 4			Lap 5		
No	Behind	Laptime	No	Behind	Laptime	No	Behind	Laptime	No	Behind	Laptime	No	Behind	Laptime
11		1:58.645	11		1:49.593	11		1:50.680	11		1:50.361	11		1:50.414
9	4.944	2:03.589	9	9.734	1:54.383	9	13.513	1:54.459	9	16.218	1:53.066	9	16.324	1:50.520
5	9.026	2:07.671	32	12.657	1:52.535	32	14.771	1:52.794	32	17.797	1:53.387	32	19.343	1:51.960
34	9.441	2:08.086	34	13.899	1:54.051	34	16.532	1:53.313	34	18.676	1:52.505	34	19.949	1:51.687
6	9.650	2:08.295	6	17.257	1:57.200	6	18.698	1:52.121	6	23.633	1:55.296	6	26.613	1:53.394
32	9.715	2:08.360	41	18.387	1:56.552	41	21.400	1:53.693	41	25.341	1:54.302	33	26.846	1:51.726
3	11.073	2:09.718	33	18.766	1:56.277	33	21.920	1:53.834	33	25.534	1:53.975	41	30.320	1:55.393
41	11.428	2:10.073	3	20.998	1:59.518	3	27.356	1:57.038	68	1 LAP	2:44.376	4	34.070	1:52.226
4	11.856	2:10.501	4	21.122	1:58.859	4	27.733	1:57.291	4	32.258	1:54.886	30	37.122	1:54.042
33	12.082	2:10.727	30	21.767	1:58.514	30	28.400	1:57.313	3	32.484	1:55.489	3	37.716	1:55.646
30	12.846	2:11.491	46	22.602	1:59.033	46	30.696	1:58.774	30	33.494	1:55.455	1	40.629	1:47.935
46	13.162	2:11.807	57	25.707	2:00.072	57	34.481	1:59.454	46	36.507	1:56.172	46	42.714	1:56.621
36	14.093	2:12.738	37	26.176	1:55.857	37	34.768	1:59.272	37	41.563	1:57.156	37	47.890	1:56.741
57	15.228	2:13.873	42	33.597	2:02.161	72	1 LAP	2:34.540	1	43.108	1:48.670	57	55.135	2:01.713
37	19.912	2:18.557	50	38.041	2:07.461	42	41.027	1:58.110	57	43.836	1:59.716	42	56.441	1:56.766
50	20.173	2:18.818	66	38.327	2:05.216	1	44.799	1:51.731	42	50.089	1:59.423	38	1:08.380	1:57.715
38	20.632	2:19.277	38	39.624	2:08.585	38	51.255	2:02.311	38	1:01.079	2:00.185	73	1:11.923	1:58.221
42	21.029	2:19.674	61	42.867	2:07.852	66	53.270	2:05.623	66	1:04.002	2:01.093	66	1:12.970	1:59.382
66	22.704	2:21.349	73	43.668	2:07.336	73	54.992	2:02.004	73	1:04.116	1:59.485	68	1 LAP	2:35.262
61	24.608	2:23.253	1	43.748	1:53.285	61	1:00.968	2:08.781	36	1:16.212	2:01.192	36	1:23.301	1:57.503
45	25.085	2:23.730	45	44.535	2:09.043	45	1:01.057	2:07.202	40	1:16.427	2:03.945	40	1:24.174	1:58.161
2	25.512	2:24.157	49	45.889	2:07.552	2	1:01.798	2:02.159	45	1:17.910	2:07.214	45	1:31.554	2:04.058
73	25.925	2:24.570	62	47.611	2:09.324	49	1:02.273	2:07.064	61	1:22.127	2:11.520	61	1:36.226	2:04.513
62	27.880	2:26.525	40	48.001	2:07.941	40	1:02.843	2:05.522	49	1:22.255	2:10.343	49	1:36.538	2:04.697
49	27.930	2:26.575	63	48.037	2:08.386	36	1:05.381	2:00.132	63	1:23.213	2:07.107	43	1:37.075	2:03.321
63	29.244	2:27.889	43	48.823	2:08.744	62	1:05.771	2:08.840	72	1 LAP	2:35.822	63	1:37.523	2:04.724
40	29.653	2:28.298	2	50.319	2:14.400	63	1:06.467	2:09.110	62	1:24.005	2:08.595	62	1:39.134	2:05.543
43	29.672	2:28.317	67	55.162	2:11.475	43	1:06.945	2:08.802	43	1:24.168	2:07.584	50	1:40.024	2:05.778
67	33.280	2:31.925	36	55.929	2:31.429	50	1:08.374	2:21.013	50	1:24.660	2:06.647	67	1:48.017	2:06.642
64	33.751	2:32.396	64	56.336	2:12.178	67	1:14.994	2:10.512	67	1:31.789	2:07.156	64	1:49.114	2:05.337
1	40.056	2:38.701	5	1:14.214	2:54.781 P	64	1:16.030	2:10.374	2	1:33.490	2:22.053 P			
68	45.571	2:44.216	68	1:28.663	2:32.685				64	1:34.191	2:08.522			
72	1:43.612	3:42.257												

# Lenham Sportscars MG Midget Challenge

## RACE 1 - LAP CHART

Lap 6			Lap 7			Lap 8		
No	Behind	Laptime	No	Behind	Laptime	No	Behind	Laptime
11		1:50.489	11		1:53.413	11		1:51.347
72	2 LAPS	2:31.770	62	1 LAP	2:05.170	9	5.527	1:46.158
9	16.072	1:50.237	50	1 LAP	2:04.463	49	1 LAP	2:01.142
32	19.397	1:50.543	68	2 LAPS	2:32.740	40	1 LAP	2:09.343
34	19.870	1:50.410	45	1 LAP	2:20.363	43	1 LAP	2:01.573
6	30.235	1:54.111	67	1 LAP	2:05.791	61	1 LAP	2:01.754
33	30.474	1:54.117	9	10.716	1:48.057	63	1 LAP	2:02.867
41	33.635	1:53.804	64	1 LAP	2:06.090	50	1 LAP	2:01.269
4	34.486	1:50.905	34	16.894	1:50.437	62	1 LAP	2:03.819
1	35.994	1:45.854	1	28.874	1:46.293	34	17.802	1:52.255
30	40.244	1:53.611	6	29.346	1:52.524	45	1 LAP	2:04.328
3	42.216	1:54.989	33	29.551	1:52.490	67	1 LAP	2:03.756
46	48.187	1:55.962	4	33.052	1:51.979	1	22.373	1:44.846
37	52.980	1:55.579	41	33.222	1:53.000	64	1 LAP	2:04.551
42	1:04.004	1:58.052	30	39.492	1:52.661	6	28.314	1:50.315
57	1:04.248	1:59.602	3	41.791	1:52.988	33	28.921	1:50.717
38	1:14.901	1:57.010	46	50.000	1:55.226	4	30.958	1:49.253
73	1:18.266	1:56.832	72	2 LAPS	2:31.121	41	34.423	1:52.548
66	1:18.481	1:56.000	37	55.490	1:55.923	30	39.972	1:51.827
36	1:30.829	1:58.017	42	1:06.455	1:55.864	3	43.356	1:52.912
40	1:41.819	2:08.134	57	1:09.225	1:58.390	68	2 LAPS	2:37.426
49	1:49.282	2:03.233	38	1:21.004	1:59.516	46	53.612	1:54.959
43	1:49.975	2:03.389	66	1:21.933	1:56.865	37	1:00.728	1:56.585
63	1:50.922	2:03.888	73	1:22.336	1:57.483	42	1:10.116	1:55.008
61	1:51.714	2:05.977	36	1:32.881	1:55.465	57	1:16.313	1:58.435
						38	1:26.326	1:56.669
						66	1:26.565	1:55.979
						73	1:27.356	1:56.367
						72	2 LAPS	2:27.563
						36	1:34.535	1:53.001

# Zero Exhaust Thoroughbred Sports Car Championship

## RACE 2 - CLASSIFICATION

POS	NO	CL	NAME	ENTRY	LAPS	TIME	GAP	DIFF	MPH	BEST	ON
1	3	D	Chris ACKLAM	Morgan Plus 8	6	12:47.982			63.25	1:45.829	4
2	91	D	Philip GODDARD	Morgan Plus 8	6	12:49.390	1.408	1.408	63.13	1:45.733	4
3	66	C	Simon CRIPPS	MG BGT V8	6	12:50.277	2.295	0.887	63.06	1:45.741	4
4	97	D	Roger CONNEL	TVR Griffith	6	12:51.499	3.517	1.222	62.96	1:45.168	4
5	87	D	Tony LEES	Morgan Plus 8	6	12:52.665	4.683	1.166	62.87	1:44.293	3
6	2	B	Mike HAZLEWOOD	Triumph TR4	6	12:53.828	5.846	1.163	62.77	1:45.948	3
7	89	D	John EMBERSON	Morgan Roadster	6	12:55.353	7.371	1.525	62.65	1:45.625	3
8	51	B	Russell MCCARTHY	MGB Roadster	6	12:56.105	8.123	0.752	62.59	1:46.142	3
9	60	C	Simon OREBI GANN	Morgan Roadster	6	12:57.145	9.163	1.040	62.50	1:46.902	3
10	36	B	Colin JONES	MG A Twin Cam	6	12:58.331	10.349	1.186	62.41	1:45.749	3
11	52	B	Spencer MCCARTHY	MG B Roasster	6	12:58.736	10.754	0.405	62.38	1:47.483	3
12	77	C	Barry HOLMES	MG BGT V8	6	13:00.919	12.937	2.183	62.20	1:47.986	3
13	76	C	Peter DUBSKY	Jaguar D-Type	6	13:03.959	15.977	3.040	61.96	1:48.019	4
14	78	C	Dave MCDONALD	Triumph TR6	6	13:04.487	16.505	0.528	61.92	1:46.441	3
15	82	C	Sharlie GODDARD	Morgan Plus 8	6	13:05.467	17.485	0.980	61.84	1:46.877	4
16	55	C	Rob SPENCER	MG B V8	6	13:06.783	18.801	1.316	61.74	1:46.622	3
17	84	C	Jonathan EDWARDS	Morgan Plus 8	6	13:08.423	20.441	1.640	61.61	1:47.519	3
18	75	C	Andrew POTTER	Morgan Roadster	6	13:09.597	21.615	1.174	61.52	1:48.094	4
19	73	C	Roger WHITESIDE	Morgan Roadster	6	13:10.389	22.407	0.792	61.46	1:47.761	4
20	39	A	Roy CHAMBERLAIN		6	13:10.618	22.636	0.229	61.44	1:46.798	3
21	33	B	Max CAWTHORN	MGB Roadster	6	13:11.966	23.984	1.348	61.33	1:48.263	3
22	23	B	Kevin SWANN	MGB Roadster	6	13:13.168	25.186	1.202	61.24	1:48.941	4
23	37	B	Jim BRYAN	MG B GT V8	6	13:14.269	26.287	1.101	61.16	1:47.927	4
24	32	B	Alan KYSON	MG BGT V8	6	13:14.891	26.909	0.622	61.11	1:50.683	3
25	38	B	Neil CAWTHORN	MGA Roadster	6	13:16.483	28.501	1.592	60.99	1:48.891	4
26	26	B	Peter BARNARD	Elva Courier	6	13:17.784	29.802	1.301	60.89	1:49.507	4
27	20	B	Dave BAILEY	Triumph TR4	6	13:19.340	31.358	1.556	60.77	1:50.860	3
28	72	B	Bob LINES	Jaguar D-Type Replica	6	13:21.225	33.243	1.885	60.62	1:52.119	3
29	79	C	Ulrich VIERHAUS	Morgan Roadster	6	13:23.950	35.968	2.725	60.42	1:52.251	3
30	54	C	Philip TISDALL	Morgan Plus 8	6	13:26.920	38.938	2.970	60.20	1:52.081	3
31	71	C	Graham PADDICK	Kougar Jaguar	6	13:28.753	40.771	1.833	60.06	1:54.126	3
32	65	C	Chris EDWARDS	Triumpg GT6	6	13:29.574	41.592	0.821	60.00	1:53.886	3
33	4	A	Peter HISCOCKS	MGA Unknown	6	13:29.784	41.802	0.210	59.98	1:57.255	3
34	27	B	Terry BURROWS	MG B Roadster	6	13:31.742	43.760	1.958	59.84	1:59.048	3
35	7	A	Brian PLAYFORD	MGB Roadster	6	13:33.104	45.122	1.362	59.74	2:02.011	3
36	68	C	Peter DUMELOW	Triumph TR6	6	13:35.053	47.071	1.949	59.60	1:59.968	3
37	74	C	Phillip LAMBE	Triumph TR6	6	13:37.580	49.598	2.527	59.41	2:03.279	3

### NOT CLASSIFIED

DNF 85	D	Andy GREEN	Morgan Plus 8	3	5:36.899	3 laps	3 laps	72.09	1:46.222	3
DNF 58	C	Jeremy KNIGHT	Jaguar D-Type Replica	3	5:37.291	3 laps	0.392	72.01	1:46.201	3
DNF 35	B	Steve CHAPMAN	Triumph TR4	0						
DNF 50	B	Dennis BRON	MGA TC	0						
DNF 64	C	Josh FILES	Triumph TR6	0						

### FASTEST LAP

87	D	Tony LEES	Morgan Plus 8	3	1:44.293	77.63 mph	124.93 kph
66	C	Simon CRIPPS	MG BGT V8	4	1:45.741	76.56 mph	123.22 kph
36	B	Colin JONES	MG A Twin Cam	3	1:45.749	76.56 mph	123.21 kph
39	A	Roy CHAMBERLAIN		3	1:46.798	75.81 mph	122.00 kph

Weather / Track : Changeable

These results are provisional until the conclusion of any judicial and technical matters.

Silverstone International  
Circuit Length = 2.2490 miles  
Start: 10:59 End: 11:13

Clerk of Course :	Timekeeper :
-------------------	--------------

# Zero Exhaust Thoroughbred Sports Car Championship

## RACE 2 - LAP CHART

Lap 1			Lap 2			Lap 3			Lap 4			Lap 5		
No	Behind	Laptime	No	Behind	Laptime	No	Behind	Laptime	No	Behind	Laptime	No	Behind	Laptime
3		1:57.208	3		1:49.421	3		1:46.001	3		1:45.829	3		2:46.997
91	3.595	2:00.803	91	3.691	1:49.517	91	3.451	1:45.761	91	3.355	1:45.733	91	1.300	2:44.942
85	3.859	2:01.067	85	4.048	1:49.610	85	4.269	1:46.222	66	4.803	1:45.741	66	3.233	2:45.427
58	4.761	2:01.969	58	4.461	1:49.121	58	4.661	1:46.201	97	5.965	1:45.168	97	3.934	2:44.966
66	4.999	2:02.207	66	4.644	1:49.066	66	4.891	1:46.248	87	7.699	1:44.940	87	4.878	2:44.176
89	6.289	2:03.497	89	6.192	1:49.324	89	5.816	1:45.625	2	8.166	1:47.131	2	6.727	2:45.558
2	6.998	2:04.206	2	6.917	1:49.340	97	6.626	1:45.474	89	9.264	1:49.277	89	7.732	2:45.465
97	7.743	2:04.951	97	7.153	1:48.831	2	6.864	1:45.948	51	10.185	1:47.866	51	9.859	2:46.671
51	7.889	2:05.097	52	7.608	1:48.395	51	8.148	1:46.142	60	10.440	1:46.975	60	10.670	2:47.227
52	8.634	2:05.842	51	8.007	1:49.539	87	8.588	1:44.293	36	13.323	1:49.273	36	11.379	2:45.053
60	9.518	2:06.726	60	8.393	1:48.296	52	9.090	1:47.483	52	13.630	1:50.369	52	11.831	2:45.198
36	9.766	2:06.974	36	10.131	1:49.786	60	9.294	1:46.902	77	19.526	1:49.159	77	12.457	2:39.928
77	11.680	2:08.888	87	10.296	1:46.248	36	9.879	1:45.749	78	19.894	1:47.460	76	14.075	2:41.167
76	12.924	2:10.132	77	14.211	1:51.952	77	16.196	1:47.986	76	19.905	1:48.019	78	15.280	2:42.383
87	13.469	2:10.677	76	15.313	1:51.810	76	17.715	1:48.403	82	20.757	1:46.877	82	15.926	2:42.166
82	15.171	2:12.379	82	16.454	1:50.704	78	18.263	1:46.441	55	22.846	1:47.770	55	16.563	2:40.714
84	15.509	2:12.717	78	17.823	1:49.190	82	19.709	1:49.256	84	23.940	1:49.593	84	17.561	2:40.618
75	16.029	2:13.237	84	18.658	1:52.570	84	20.176	1:47.519	75	25.612	1:48.094	75	17.961	2:39.346
73	16.791	2:13.999	75	19.284	1:52.676	55	20.905	1:46.622	73	26.281	1:47.761	73	19.460	2:40.176
55	17.269	2:14.477	55	20.284	1:52.436	75	23.347	1:50.064	39	27.891	1:47.697	39	19.733	2:38.839
78	18.054	2:15.262	73	20.710	1:53.340	73	24.349	1:49.640	33	28.248	1:48.367	33	21.014	2:39.763
32	18.378	2:15.586	32	21.188	1:52.231	23	25.675	1:49.022	23	28.787	1:48.941	23	21.846	2:40.056
26	19.891	2:17.099	23	22.654	1:51.716	33	25.710	1:48.263	37	30.573	1:47.927	37	22.697	2:39.121
23	20.359	2:17.567	33	23.448	1:51.535	32	25.870	1:50.683	32	31.361	1:51.320	32	23.358	2:38.994
37	20.756	2:17.964	26	24.903	1:54.433	39	26.023	1:46.798	38	32.033	1:48.891	38	26.810	2:41.774
72	20.856	2:18.064	37	25.054	1:53.719	37	28.475	1:49.422	26	34.017	1:49.507	26	27.374	2:40.354
38	21.113	2:18.321	39	25.226	1:52.492	38	28.971	1:49.264	20	38.179	1:52.019	20	28.272	2:37.090
33	21.334	2:18.542	38	25.708	1:54.016	26	30.339	1:51.437	72	46.646	1:56.768	72	30.705	2:31.056
20	21.526	2:18.734	20	27.130	1:55.025	20	31.989	1:50.860	79	47.267	1:56.813	79	31.672	2:31.402
79	21.988	2:19.196	72	29.589	1:58.154	72	35.707	1:52.119	54	47.737	1:54.700	54	36.007	2:35.267
39	22.155	2:19.363	79	30.033	1:57.466	79	36.283	1:52.251	71	52.101	1:57.464	71	37.775	2:32.671
71	23.728	2:20.936	71	32.341	1:58.034	54	38.866	1:52.081	65	54.782	1:59.356	65	39.236	2:31.451
65	24.133	2:21.341	54	32.786	1:56.029	71	40.466	1:54.126	4	1:00.904	1:58.244	4	40.320	2:26.413
54	26.178	2:23.386	65	33.370	1:58.658	65	41.255	1:53.886	27	1:23.661	2:09.698	27	47.048	2:10.384
4	26.629	2:23.837	4	37.235	2:00.027	4	48.489	1:57.255	7	1:24.391	2:13.393	7	50.604	2:13.210
7	27.966	2:25.174	7	40.817	2:02.272	7	56.827	2:02.011	68	1:25.517	2:10.997	68	52.612	2:14.092
74	30.794	2:28.002	74	45.745	2:04.372	27	59.792	1:59.048	74	1:27.721	2:10.527	74	1:01.305	2:20.581
68	31.262	2:28.470	68	46.382	2:04.541	68	1:00.349	1:59.968						
27	34.610	2:31.818	27	46.745	2:01.556	74	1:03.023	2:03.279						

Silverstone International  
Circuit Length = 2.2490 miles  
Start: 10:59 End: 11:13

Weather / Track : Changeable

# Zero Exhaust Thoroughbred Sports Car Championship

## RACE 2 - LAP CHART

Lap 6		
No	Behind	Laptime
3		2:42.526
91	1.408	2:42.634
66	2.295	2:41.588
97	3.517	2:42.109
87	4.683	2:42.331
2	5.846	2:41.645
89	7.371	2:42.165
51	8.123	2:40.790
60	9.163	2:41.019
36	10.349	2:41.496
52	10.754	2:41.449
77	12.937	2:43.006
76	15.977	2:44.428
78	16.505	2:43.751
82	17.485	2:44.085
55	18.801	2:44.764
84	20.441	2:45.406
75	21.615	2:46.180
73	22.407	2:45.473
39	22.636	2:45.429
33	23.984	2:45.496
23	25.186	2:45.866
37	26.287	2:46.116
32	26.909	2:46.077
38	28.501	2:44.217
26	29.802	2:44.954
20	31.358	2:45.612
72	33.243	2:45.064
79	35.968	2:46.822
54	38.938	2:45.457
71	40.771	2:45.522
65	41.592	2:44.882
4	41.802	2:44.008
27	43.760	2:39.238
7	45.122	2:37.044
68	47.071	2:36.985
74	49.598	2:30.819

# The Luffield MG Trophy Championship - Race 1

## RACE 3 - CLASSIFICATION

POS	NO	CL	NAME	ENTRY	LAPS	TIME	GAP	DIFF	MPH	BEST	ON
1	69	A	Paul LUTI	MG LE 500	7	12:44.878			74.09	1:44.819	7
2	19	B	Andy RAINE	MG ZR 190	7	12:45.549	0.671	0.671	74.03	1:45.121	7
3	2	B	Christopher BRAY	MG ZR 190	7	12:45.702	0.824	0.153	74.01	1:44.865	7
4	33	B	Jack GOFF	MG ZR 190	7	12:51.517	6.639	5.815	73.45	1:44.318	7
5	87	B	Colin ROBERTSON	MG ZR 190	7	12:53.344	8.466	1.827	73.28	1:44.975	7
6	26	A	Andrew RADFORD	MG TF 190	7	12:53.964	9.086	0.620	73.22	1:45.709	7
7	7	B	Ben JACQUES	MG ZR 190	7	12:54.404	9.526	0.440	73.18	1:45.666	7
8	18	B	Tony RAINE	MG ZR 190	7	13:01.214	16.336	6.810	72.54	1:45.640	7
9	92	B	Graham ROSS	MG ZR 190	7	13:01.775	16.897	0.561	72.49	1:45.535	7
10	99	B	Doug COLE	MG ZR 190	7	13:02.005	17.127	0.230	72.47	1:45.361	7
11	12	A	Philip STANDISH	MG TF 190	7	13:09.019	24.141	7.014	71.82	1:47.923	7
12	83	B	David COULTHARD	MG ZR 190	7	13:35.168	50.290	26.149	69.52	1:52.379	6
13	16	D	Robin WALKER	MG F/TF 160	7	13:40.289	55.411	5.121	69.09	1:50.951	7
14	40	C	ZAK	MG ZR 160	7	13:40.782	55.904	0.493	69.04	1:49.218	7
15	74	C	Mats WAHLGREN	MG ZR 160	7	13:40.962	56.084	0.180	69.03	1:50.324	7
16	25	C	Julian LONG	MG ZR 160	7	13:48.095	1:03.217	7.133	68.43	1:51.980	7
17	55	A	Ashley SHUTTLEWOOD	MG TF 190	7	13:52.378	1:07.500	4.283	68.08	1:51.448	7
18	24	A	Mark HUMPHREY	MG LE 500	7	13:56.554	1:11.676	4.176	67.74	1:53.093	6
19	30	C	Garath PLAYFORD	MG ZR 160	7	13:57.474	1:12.596	0.920	67.67	1:51.525	6
20	14	A	Bolaji ODUNSI	MGF TF 190	7	13:58.729	1:13.851	1.255	67.57	1:53.829	4
21	61	C	Jeff PRITCHARD	MG ZR 160	7	13:59.263	1:14.385	0.534	67.52	1:52.747	6
22	6	C	Charles HAZEL	MG ZR 160	7	14:20.764	1:35.886	21.501	65.84	1:53.785	7
23	82	C	Helen WADDINGTON	MG ZR 160	7	14:26.258	1:41.380	5.494	65.42	1:59.194	3
24	64	C	Julia PENFOLD	MG ZR 160	7	14:27.163	1:42.285	0.905	65.35	1:58.781	7
25	65	D	David KOSKELA	MG F/TF 160	7	14:35.790	1:50.912	8.627	64.71	1:58.169	7
NOT CLASSIFIED											
DNF	9	B	Nicholas BARFOOT	MG ZR 190	3	5:50.070	4 laps	4 laps	69.38	1:50.095	3
FASTEST LAP											
33	B	Jack GOFF	MG ZR 190	7	1:44.318		77.61 mph		124.90 kph		
69	A	Paul LUTI	MG LE 500	7	1:44.819		77.24 mph		124.30 kph		
40	C	ZAK	MG ZR 160	7	1:49.218		74.13 mph		119.30 kph		
16	D	Robin WALKER	MG F/TF 160	7	1:50.951		72.97 mph		117.43 kph		

CAR 25 - TRANSPONDER STILL NOT WORKING - FIX OR YOU WILL BE IGNORED IN THE RACE

Car 2 - Transponder flat battery - Please charge

Weather / Track : Changeable

These results are provisional until the conclusion of any judicial and technical matters.

Silverstone International  
Circuit Length = 2.2490 miles  
Start: 11:33 End: 11:48

Clerk of Course :	Timekeeper :
-------------------	--------------

# The Luffield MG Trophy Championship - Race 1

## RACE 3 - LAP CHART

Lap 1			Lap 2			Lap 3			Lap 4			Lap 5		
No	Behind	Laptime	No	Behind	Laptime	No	Behind	Laptime	No	Behind	Laptime	No	Behind	Laptime
69		2:03.528	69		1:51.138	69		1:46.691	69		1:45.476	69		1:47.025
2	1.681	2:05.209	19	2.085	1:51.145	19	0.956	1:45.562	19	0.917	1:45.437	19	0.954	1:47.062
19	2.078	2:05.606	2	2.537	1:51.994	2	2.527	1:46.681	2	2.209	1:45.158	2	1.220	1:46.036
87	2.832	2:06.360	26	3.985	1:51.907	26	4.468	1:47.174	26	5.569	1:46.577	26	6.563	1:48.019
26	3.216	2:06.744	87	4.519	1:52.825	87	5.434	1:47.606	87	5.805	1:45.847	33	6.980	1:46.340
9	3.977	2:07.505	9	5.309	1:52.470	7	7.132	1:47.632	33	7.665	1:44.757	87	7.569	1:48.789
7	4.690	2:08.218	7	6.191	1:52.639	33	8.384	1:48.080	7	8.402	1:46.746	7	8.083	1:46.706
18	5.221	2:08.749	18	6.716	1:52.633	9	8.713	1:50.095	18	12.275	1:48.505	18	13.994	1:48.744
33	5.920	2:09.448	33	6.995	1:52.213	18	9.246	1:49.221	99	13.732	1:49.576	92	15.620	1:48.106
99	6.455	2:09.983	99	7.536	1:52.219	99	9.632	1:48.787	92	14.539	1:46.775	99	15.993	1:49.286
83	6.977	2:10.505	12	10.513	1:53.616	12	13.152	1:49.330	12	17.227	1:49.551	12	18.873	1:48.671
12	8.035	2:11.563	92	11.522	1:54.328	92	13.240	1:48.409	83	29.126	1:55.242	83	35.999	1:53.898
92	8.332	2:11.860	83	13.296	1:57.457	83	19.360	1:52.755	16	33.806	1:55.546	16	41.890	1:55.109
16	9.575	2:13.103	16	14.695	1:56.258	16	23.736	1:55.732	40	38.679	1:55.367	40	45.841	1:54.187
40	11.198	2:14.726	40	19.060	1:59.000	40	28.788	1:56.419	74	39.763	1:54.522	74	46.278	1:53.540
6	12.008	2:15.536	6	21.611	2:00.741	74	30.717	1:55.231	25	43.047	1:55.042	25	49.582	1:53.560
25	12.310	2:15.838	25	21.886	2:00.714	6	33.275	1:58.355	24	45.012	1:56.542	24	53.723	1:55.736
74	12.576	2:16.104	74	22.177	2:00.739	25	33.481	1:58.286	55	45.409	1:55.864	55	54.113	1:55.729
55	14.221	2:17.749	24	22.785	1:57.102	24	33.946	1:57.852	14	46.672	1:53.829	14	55.366	1:55.719
14	16.583	2:20.111	55	23.123	2:00.040	55	35.021	1:58.589	30	49.738	1:55.357	61	58.896	1:56.062
24	16.821	2:20.349	14	28.808	2:03.363	14	38.319	1:56.202	61	49.859	1:55.310	30	59.930	1:57.217
30	17.563	2:21.091	30	29.579	2:03.154	30	39.857	1:56.969	82	59.189	2:00.505	82	1:13.041	2:00.877
82	18.773	2:22.301	61	31.344	2:03.194	61	40.025	1:55.372	64	1:00.299	2:01.279	64	1:14.380	2:01.106
61	19.288	2:22.816	82	31.657	2:04.022	82	44.160	1:59.194	6	1:07.343	2:19.544	6	1:16.788	1:56.470
64	20.540	2:24.068	64	32.209	2:02.807	64	44.496	1:58.978	65	1:08.653	2:03.915	65	1:22.795	2:01.167
65	22.601	2:26.129	65	36.165	2:04.702	65	50.214	2:00.740						

**CAR 25 - TRANSPONDER STILL NOT WORKING - FIX OR YOU WILL BE IGNORED IN THE RACE**  
**Car 2 - Transponder flat battery - Please charge**  
**Weather / Track : Bright / Dry**

Silverstone International  
 Circuit Length = 2.2490 miles  
 Start: 11:33 End: 11:48

**The Luffield MG Trophy Championship - Race 1**  
**RACE 3 - LAP CHART**

Lap 6			Lap 7		
No	Behind	Laptime	No	Behind	Laptime
69		1:46.201	69		1:44.819
19	0.369	1:45.616	19	0.671	1:45.121
2	0.778	1:45.759	2	0.824	1:44.865
33	7.140	1:46.361	33	6.639	1:44.318
26	8.196	1:47.834	87	8.466	1:44.975
87	8.310	1:46.942	26	9.086	1:45.709
7	8.679	1:46.797	7	9.526	1:45.666
18	15.515	1:47.722	18	16.336	1:45.640
92	16.181	1:46.762	92	16.897	1:45.535
99	16.585	1:46.793	99	17.127	1:45.361
12	21.037	1:48.365	12	24.141	1:47.923
83	42.177	1:52.379	83	50.290	1:52.932
16	49.279	1:53.590	16	55.411	1:50.951
74	50.579	1:50.502	40	55.904	1:49.218
40	51.505	1:51.865	74	56.084	1:50.324
25	56.056	1:52.675	25	1:03.217	1:51.980
24	1:00.615	1:53.093	55	1:07.500	1:51.448
55	1:00.871	1:52.959	24	1:11.676	1:55.880
14	1:04.368	1:55.203	30	1:12.596	1:52.161
30	1:05.254	1:51.525	14	1:13.851	1:54.302
61	1:05.442	1:52.747	61	1:14.385	1:53.762
82	1:26.615	1:59.775	6	1:35.886	1:53.785
6	1:26.920	1:56.333	82	1:41.380	1:59.584
64	1:28.323	2:00.144	64	1:42.285	1:58.781
65	1:37.562	2:00.968	65	1:50.912	1:58.169

**CAR 25 - TRANSPONDER STILL NOT WORKING - FIX OR YOU WILL BE IGNORED IN THE RACE**  
**Car 2 - Transponder flat battery - Please charge**  
**Weather / Track : Bright / Dry**

Silverstone International  
 Circuit Length = 2.2490 miles  
 Start: 11:33 End: 11:48

# Coys Double 60 Race for Pre66 Sports & GT Cars - Race 1

## RACE 4 - CLASSIFICATION

POS	NO	CL	NAME	ENTRY	LAPS	TIME	GAP	DIFF	MPH	BEST	ON
1	28		<b>CLARK/WELCH</b>	E-Type	26	46:01.913			76.21	1:40.837	17
2	59		<b>KING/WORTHINGTON</b>	Aston Martin DB4	26	47:24.895	1:22.982	1:22.982	73.99	1:42.401	11
3	1		<b>WINDSOR-PRICE/EDWARDS</b>	Rejo	26	47:29.850	1:27.937	4.955	73.86	1:42.372	8
4	27		<b>Neil CUNNINGHAM</b>	E-Type Freddie Owen Special	25	46:16.008	1 lap	1 lap	72.91	1:45.718	18
5	44		<b>PEARCY/COTTINGHAM</b>	MGB	25	46:52.608	1 lap	36.600	71.96	1:45.983	2
6	24		<b>MILLIGAN/POOLE</b>	HWM Jaguar WORKS	25	47:47.971	1 lap	55.363	70.57	1:47.507	13
7	29		<b>DUTTON/DUTTON</b>	Lotus 11	24	46:03.269	2 laps	1 lap	70.31	1:49.375	5
8	19		<b>Bill KIRKPATRICK</b>	MGB	24	46:34.970	2 laps	31.701	69.52	1:49.881	16
9	31		<b>JOHNSON/SURTEES</b>	MGB	24	46:36.166	2 laps	1.196	69.49	1:48.237	8
10	99		<b>BIANCHI/BIANCHI</b>	MGB	24	46:36.457	2 laps	0.291	69.48	1:48.351	12
11	39		<b>SIDERY-SMITH/ROGERS</b>	MGB Le Mans	24	46:37.519	2 laps	1.062	69.45	1:49.568	22
12	35		<b>Robert GATE</b>	E-Type	24	46:55.082	2 laps	17.563	69.02	1:49.758	16
13	37		<b>Gavin HENDERSON</b>	Austin Healey 3000	24	46:55.368	2 laps	0.286	69.01	1:49.432	24
14	21		<b>VAN LANSCHOT/LE BLANC</b>	Austin Healey 3000 Le Mans	22	47:05.978	4 laps	2 laps	63.02	1:45.663	21
NOT CLASSIFIED											
DNC	7		<b>WINDSOR-PRICE/HANS</b>	Bocar	4	8:21.084	22 laps	18 laps	64.63	2:01.480	2
DNC	4		<b>SALVAGE/PATTINSON</b>	TVR Griffith	0						
FASTEST LAP											
	28		<b>CLARK/WELCH</b>	E-Type	17	1:40.837			80.29 mph	129.21 kph	

Weather / Track : Bright / Dry

These results are provisional until the conclusion of any judicial and technical matters.

Silverstone International  
Circuit Length = 2.2490 miles  
Start: 12:05 End: 12:53

Clerk of Course :		Timekeeper :
-------------------	--	--------------

# Coys Double 60 Race for Pre66 Sports & GT Cars - Race 1

## RACE 4 - LAP CHART

Lap 1			Lap 2			Lap 3			Lap 4			Lap 5		
No	Behind	Laptime	No	Behind	Laptime	No	Behind	Laptime	No	Behind	Laptime	No	Behind	Laptime
28		1:48.691	28		1:43.073	28		1:42.632	28		1:41.956	28		1:41.898
59	3.051	1:51.742	59	5.013	1:45.035	59	5.757	1:43.376	59	7.302	1:43.501	59	9.506	1:44.102
1	3.903	1:52.594	1	5.983	1:45.153	1	6.612	1:43.261	1	8.163	1:43.507	1	10.883	1:44.618
27	6.218	1:54.909	27	9.295	1:46.150	44	14.028	1:46.611	44	18.408	1:46.336	44	22.683	1:46.173
44	7.139	1:55.830	44	10.049	1:45.983	27	14.288	1:47.625	27	19.651	1:47.319	27	24.211	1:46.458
99	13.023	2:01.714	29	21.206	1:49.890	29	29.007	1:50.433	29	38.703	1:51.652	29	46.180	1:49.375
29	14.389	2:03.080	99	21.764	1:51.814	99	29.605	1:50.473	99	39.555	1:51.906	99	48.020	1:50.363
37	14.578	2:03.269	37	27.561	1:56.056	24	37.793	1:52.094	24	45.696	1:49.859	24	53.012	1:49.214
21	16.923	2:05.614	21	28.160	1:54.310	31	38.496	1:52.508	31	46.637	1:50.097	31	54.803	1:50.064
31	17.606	2:06.297	24	28.331	1:53.595	21	41.327	1:55.799	21	51.408	1:52.037	21	1:00.978	1:51.468
24	17.809	2:06.500	31	28.620	1:54.087	37	42.005	1:57.076	37	51.884	1:51.835	37	1:01.085	1:51.099
19	18.717	2:07.408	39	29.289	1:53.143	39	42.777	1:56.120	39	52.719	1:51.898	39	1:02.748	1:51.927
39	19.219	2:07.910	19	29.872	1:54.228	19	43.345	1:56.105	19	53.651	1:52.262	19	1:03.167	1:51.414
35	20.164	2:08.855	35	33.716	1:56.625	35	45.619	1:54.535	35	57.284	1:53.621	35	1:11.350	1:55.964
7	24.769	2:13.460	7	43.176	2:01.480	7	1:04.286	2:03.742	7	1:24.732	2:02.402			

# Coys Double 60 Race for Pre66 Sports & GT Cars - Race 1

## RACE 4 - LAP CHART

Lap 6			Lap 7			Lap 8			Lap 9			Lap 10		
No	Behind	Laptime	No	Behind	Laptime	No	Behind	Laptime	No	Behind	Laptime	No	Behind	Laptime
28		1:41.671	28		1:42.382	28		1:42.504	28		1:42.772	28		1:43.285
59	11.246	1:43.411	59	12.244	1:43.380	59	12.646	1:42.906	35	1 LAP	1:56.428	19	1 LAP	1:53.834
1	12.467	1:43.255	1	13.111	1:43.026	1	12.979	1:42.372	59	12.344	1:42.470	59	13.837	1:44.778
44	27.831	1:46.819	44	32.466	1:47.017	44	36.129	1:46.167	1	13.716	1:43.509	1	15.068	1:44.637
27	29.374	1:46.834	27	33.992	1:47.000	27	37.779	1:46.291	44	40.280	1:46.923	37	1 LAP	2:12.229
29	54.985	1:50.476	29	1:03.129	1:50.526	29	1:10.578	1:49.953	27	41.191	1:46.184	35	1 LAP	1:55.939
99	56.051	1:49.702	99	1:03.753	1:50.084	99	1:11.377	1:50.128	29	1:18.129	1:50.323	44	45.228	1:48.233
24	1:01.629	1:50.288	24	1:08.807	1:49.560	24	1:14.784	1:48.481	99	1:18.484	1:49.879	27	45.505	1:47.599
31	1:02.680	1:49.548	31	1:09.544	1:49.246	31	1:15.277	1:48.237	24	1:20.052	1:48.040	21	1 LAP	3:00.044 P
21	1:12.155	1:52.848	21	1:20.717	1:50.944	21	1:29.358	1:51.145	31	1:21.431	1:48.926	29	1:24.521	1:49.677
39	1:14.086	1:53.009	37	1:22.728	1:50.748	37	1:29.917	1:49.693	39	1:43.235	1:53.485	99	1:25.174	1:49.975
37	1:14.362	1:54.948	39	1:24.145	1:52.441	39	1:32.522	1:50.881				24	1:25.913	1:49.146
19	1:15.843	1:54.347	19	1:24.924	1:51.463	19	1:33.406	1:50.986				31	1:27.250	1:49.104
35	1:24.421	1:54.742	35	1:37.444	1:55.405							39	1:51.565	1:51.615

# Coys Double 60 Race for Pre66 Sports & GT Cars - Race 1

## RACE 4 - LAP CHART

Lap 11			Lap 12			Lap 13			Lap 14			Lap 15		
No	Behind	Laptime	No	Behind	Laptime	No	Behind	Laptime	No	Behind	Laptime	No	Behind	Laptime
28		1:52.219 P	59		1:43.159	59		1:52.399 P	44		1:46.535	44		1:46.695
59	4.019	1:42.401	39	1 LAP	1:51.414	39	1 LAP	1:51.345	27	9.373	1:54.935 P	28	22.167	1:41.025
19	1 LAP	2:00.393 P	37	1 LAP	2:00.849 P	44	36.294	1:47.054	28	27.837	1:41.669	21	4 LAPS	1:49.228
1	13.788	1:50.939 P	44	41.639	1:48.090	27	37.267	1:47.062	21	4 LAPS	7:26.694	99	1 LAP	3:22.277
37	1 LAP	1:53.356	27	42.604	1:48.486	28	1:08.997	1:41.778	29	1 LAP	3:22.734	29	1 LAP	1:49.751
35	1 LAP	2:06.976 P	28	1:19.618	3:06.796	24	1:21.561	1:47.507	59	48.475	3:11.304	59	49.689	1:47.909
44	40.727	1:47.718	99	1:22.963	1:48.351	31	1:23.378	1:48.547	31	49.585	1:49.036	1	54.635	1:48.037
27	41.296	1:48.010	24	1:26.453	1:49.182	99	1:28.129	1:57.565 P	1	53.293	1:45.675	31	59.371	1:56.481 P
99	1:21.790	1:48.835	31	1:27.230	1:50.112	1	1:30.447	1:44.676	24	55.353	1:56.621 P	19	1 LAP	1:51.368
29	1:23.098	1:50.796	29	1:32.788	1:56.868 P	19	1 LAP	1:51.740	19	1 LAP	1:51.557	35	1 LAP	1:51.767
31	1:24.296	1:49.265	1	1:38.170	3:11.560	35	1 LAP	1:52.394	35	1 LAP	1:51.780	39	1:26.441	1:50.518
24	1:24.449	1:50.755	19	1 LAP	3:17.459	39	1:54.873	1:52.345	39	1:22.618	1:50.574	37	1 LAP	1:50.512
			35	1 LAP	2:51.867	37	1 LAP	3:17.360	37	1 LAP	1:52.059	27	1:35.039	3:12.361

# Coys Double 60 Race for Pre66 Sports & GT Cars - Race 1

## RACE 4 - LAP CHART

Lap 16			Lap 17			Lap 18			Lap 19			Lap 20		
No	Behind	Laptime	No	Behind	Laptime	No	Behind	Laptime	No	Behind	Laptime	No	Behind	Laptime
44		1:53.572 P	28		1:40.837	28		1:41.510	28		1:42.385	28		1:44.350
28	10.272	1:41.677	21	4 LAPS	1:47.125	21	4 LAPS	1:46.877	21	4 LAPS	1:46.059	44	1 LAP	1:52.591
21	4 LAPS	1:48.880	31	1 LAP	3:15.235	24	1 LAP	1:52.345	24	1 LAP	1:51.324	37	2 LAPS	1:53.353
24	1 LAP	3:18.370	24	1 LAP	1:51.400	31	1 LAP	1:58.349	59	54.004	1:49.454	21	4 LAPS	1:47.815
99	1 LAP	1:56.899	59	40.005	1:46.555	59	46.935	1:48.440	1	55.483	1:45.742	1	57.498	1:46.365
29	1 LAP	1:54.595	29	1 LAP	1:49.617	29	1 LAP	1:49.399	29	1 LAP	1:51.479	59	58.022	1:48.368
59	44.559	1:48.442	1	47.868	1:49.035	1	52.126	1:45.768	31	1 LAP	1:56.837	24	1 LAP	1:51.547
1	49.942	1:48.879	99	1 LAP	1:55.757	99	1 LAP	1:53.348	99	1 LAP	1:54.386	29	1 LAP	1:50.561
19	1 LAP	1:50.689	19	1 LAP	1:49.881	39	1 LAP	3:17.478	19	1 LAP	1:51.356	31	1 LAP	1:55.341
35	1 LAP	1:50.030	35	1 LAP	1:49.758	19	1 LAP	1:52.427	35	1 LAP	1:52.595	99	1 LAP	1:54.085
37	1 LAP	1:52.439	44	1:22.975	3:14.084	35	1 LAP	1:51.131	39	1 LAP	1:54.088	19	1 LAP	1:50.483
27	1:28.055	1:46.588	27	1:23.269	1:46.323	27	1:27.477	1:45.718	27	1:31.324	1:46.232	27	1:34.791	1:47.817
39	1:34.082	2:01.213 P	37	1 LAP	1:52.988	44	1:35.125	1:53.660				35	1 LAP	1:51.565
						37	1 LAP	1:50.000				39	1 LAP	1:51.547

# Coys Double 60 Race for Pre66 Sports & GT Cars - Race 1

## RACE 4 - LAP CHART

Lap 21			Lap 22			Lap 23			Lap 24			Lap 25		
No	Behind	Laptime	No	Behind	Laptime	No	Behind	Laptime	No	Behind	Laptime	No	Behind	Laptime
28		1:42.563	28		1:43.759	28		1:43.229	28		1:42.391	28		1:42.130
44	1 LAP	1:51.892	39	2 LAPS	1:54.828	99	2 LAPS	1:54.006	27	1 LAP	1:47.555	27	1 LAP	1:46.546
37	2 LAPS	1:51.063	44	1 LAP	1:52.914	19	2 LAPS	1:50.681	31	2 LAPS	1:55.932	31	2 LAPS	1:55.116
21	4 LAPS	1:46.586	35	2 LAPS	2:11.010	39	2 LAPS	1:50.448	99	2 LAPS	1:53.498	99	2 LAPS	1:54.866
1	59.449	1:44.514	37	2 LAPS	1:52.961	44	1 LAP	1:50.917	19	2 LAPS	1:50.240	19	2 LAPS	1:51.746
59	1:02.745	1:47.286	21	4 LAPS	1:47.082	35	2 LAPS	1:51.131	39	2 LAPS	1:49.568	39	2 LAPS	1:50.009
24	1 LAP	1:50.835	1	1:01.065	1:45.375	37	2 LAPS	1:50.964	44	1 LAP	1:51.015	44	1 LAP	1:50.359
29	1 LAP	1:49.861	59	1:06.135	1:47.149	21	4 LAPS	1:47.372	35	2 LAPS	1:50.641	35	2 LAPS	1:50.388
31	1 LAP	1:55.750	24	1 LAP	1:50.750	1	1:03.690	1:45.854	37	2 LAPS	1:50.235	37	2 LAPS	1:50.844
99	1 LAP	1:53.172	29	1 LAP	1:49.864	59	1:09.006	1:46.100	21	4 LAPS	1:46.349	21	4 LAPS	1:45.663
27	1:39.265	1:47.037	31	1 LAP	1:55.478	24	1 LAP	1:49.677	59	1:14.748	1:48.133	59	1:19.256	1:46.638
19	1 LAP	1:51.133	27	1:42.616	1:47.110	29	1 LAP	1:49.793	1	1:15.194	1:53.895	1	1:21.432	1:48.368
									24	1 LAP	1:49.278	24	1 LAP	1:49.610
									29	1 LAP	1:50.980			


# Coys Double 60 Race for Pre66 Sports & GT Cars - Race 1

## RACE 4 - LAP CHART

Lap 26		
No	Behind	Laptime
28		1:42.731
29	2 LAPS	1:51.586
27	1 LAP	1:47.859
19	2 LAPS	1:51.770
31	2 LAPS	1:56.573
99	2 LAPS	1:53.374
39	2 LAPS	1:49.715
44	1 LAP	1:49.420
35	2 LAPS	1:49.935
37	2 LAPS	1:49.432
21	4 LAPS	1:46.039
59	1:22.982	1:46.457
1	1:27.937	1:49.236
24	1 LAP	1:51.993

# Coys Double 60 Race for Pre66 Sports & GT Cars - Race 2

## RACE 13 - GRID

ROW 8	7 WINDSOR-PRICE/HANS	4 SALVAGE/PATTINSON
ROW 7	37 Gavin HENDERSON	21 VAN LANSCHOT/LE BLANC
ROW 6	39 SIDERY-SMITH/ROGERS	35 Robert GATE
ROW 5	31 JOHNSON/SURTEES	99 BIANCHI/BIANCHI
ROW 4	29 DUTTON/DUTTON	19 Bill KIRKPATRICK
ROW 3	44 PEARCY/COTTINGHAM	24 MILLIGAN/POOLE
ROW 2	1 WINDSOR-PRICE/EDWARDS	27 Neil CUNNINGHAM
ROW 1	28 John CLARK	59 KING/WORTHINGTON
<b>Pole</b>		
		

Silverstone International  
Circuit Length = 2.2490 miles

**These results are provisional until the conclusion of any judicial and technical matters.**

Clerk of Course :		Timekeeper :
-------------------	--	--------------

# Moss-Europe BCV8 Championship & MGCC Cockshoot Cup

## RACE 5 - CLASSIFICATION

POS	NO	CL	NAME	ENTRY	LAPS	TIME	GAP	DIFF	MPH	BEST	ON
1	97	D	Adrian BEER	MG BGT V8	8	12:35.784			85.70	1:32.228	2
2	84	D	Peter COLLIS	MG B Roadster	8	12:44.855	9.071	9.071	84.68	1:33.680	2
3	96	D	Paul SIBLEY	MGB Roadster	8	12:45.118	9.334	0.263	84.65	1:33.772	4
4	87	D	Joe PARRINGTON	MG BGT V8	8	12:54.786	19.002	9.668	83.59	1:33.188	3
5	82	C	Phil JAMES	MG B V8	8	13:18.071	42.287	23.285	81.15	1:38.343	2
6	83	C	Phil WALKER	MG BGT V8	8	13:26.093	50.309	8.022	80.35	1:37.895	5
7	75	C	Martin HALL	MGB V8	8	13:35.862	1:00.078	9.769	79.38	1:40.082	7
8	32	B	Robert HUFF	MG B Roadster	8	13:39.324	1:03.540	3.462	79.05	1:40.020	2
9	35	B	Thomas JONES	MG B Roadster	8	13:46.359	1:10.575	7.035	78.38	1:41.358	6
10	51	B	Russell MCCARTHY	MGB Roadster	8	13:46.934	1:11.150	0.575	78.32	1:41.605	3
11	30	B	James WHEELER	MG B Roadster	8	13:53.407	1:17.623	6.473	77.71	1:41.802	3
12	46	B	Simon CRIPPS	MG B Roadster	8	14:02.600	1:26.816	9.193	76.87	1:42.742	2
13	34	B	Brian CAKEBREAD	MG B Roadster	8	14:06.655	1:30.871	4.055	76.50	1:43.577	4
14	1	B	Mike PETERS	MG Midget	8	14:09.263	1:33.479	2.608	76.26	1:43.047	3
15	69	B	Peter BRAMBLE	MG B Roadster	8	14:15.791	1:40.007	6.528	75.68	1:44.875	2
16	38	B	Max CAWTHORN	MGB Roadster	8	14:24.190	1:48.406	8.399	74.94	1:44.876	4
17	63	B	Ron MOORCRAFT	MGB MGB	7	12:38.129	1 lap	1 lap	74.75	1:45.550	4
18	16	B	Mark RAYMENT	MG F Cup	7	12:50.985	1 lap	12.856	73.50	1:47.391	7
19	53	B	Peter HILEY	MG Midget	7	12:52.006	1 lap	1.021	73.41	1:47.001	7
20	78	A	Ian WRIGHT	MG Midget	7	13:19.967	1 lap	27.961	70.84	1:51.148	2
21	18	AB	Howard GRUNDON	MGB GT V8	7	13:21.338	1 lap	1.371	70.72	1:51.992	4
22	15	B	John E WREGHITT	MG B Roadster	7	13:28.791	1 lap	7.453	70.07	1:52.827	4
23	23	A	Stephen MCKIE	Austin Healey Sprite	7	13:31.163	1 lap	2.372	69.86	1:51.902	4
24	5	A	Jeremy TOES	MG Midget	7	13:33.205	1 lap	2.042	69.69	1:53.099	6
25	66	A	Chris EVANS	MG Midget	7	13:33.474	1 lap	0.269	69.66	1:51.784	6
26	22	AB	Brian SMETHURST	MG BGT V8	7	13:33.613	1 lap	0.139	69.65	1:52.034	6
27	9	A	Steve OKINES	MG B Roadster	7	13:40.131	1 lap	6.518	69.10	1:54.246	6
28	2	A	Ian LONGHURST	MGB Roadster	7	13:46.560	1 lap	6.429	68.56	1:55.074	5
29	62	B	Phillip SIMPSON	MG B Roadster	7	14:00.947	1 lap	14.387	67.39	1:56.217	5
30	7	B	Barry CARTER	MG A Roadster	7	14:14.682	1 lap	13.735	66.31	1:57.386	3
31	50	A	Steve GREGORY	MG Midget	7	14:33.476	1 lap	18.794	64.88	1:57.727	5
32	3	A	Philip YATES	MG Midget	7	15:16.675	1 lap	43.199	61.82	2:00.002	5
33	4	A	Barry PROUD	MG B Roadster	6	12:47.247	2 laps	1 lap	63.31	2:00.975	6
34	28	B	Chris SAVOURY	MG Midget	6	13:12.520	2 laps	25.273	61.29	2:06.453	5
35	76	F	Margaret FARQUHAR-RIGG	MG F VVC	6	13:51.126	2 laps	38.606	58.44	2:12.701	2

### NOT CLASSIFIED

DNC	6	A	Victoria STONES	MG B	4	12:40.275	4 laps	2 laps	42.59	1:57.916	3
DNF	21	A	Richard SAXTON	MG Midget	1	2:14.520	7 laps	3 laps	60.18	2:14.520	1

### FASTEST LAP

97	D	Adrian BEER	MG BGT V8	2	1:32.228	87.78 mph	141.27 kph
83	C	Phil WALKER	MG BGT V8	5	1:37.895	82.70 mph	133.10 kph
32	B	Robert HUFF	MG B Roadster	2	1:40.020	80.94 mph	130.27 kph
1	B	Mike PETERS	MG Midget	3	1:43.047	78.56 mph	126.44 kph
78	A	Ian WRIGHT	MG Midget	2	1:51.148	72.84 mph	117.22 kph
18	AB	Howard GRUNDON	MGB GT V8	4	1:51.992	72.29 mph	116.34 kph
9	A	Steve OKINES	MG B Roadster	6	1:54.246	70.86 mph	114.05 kph
76	F	Margaret FARQUHAR-RIGG	MG F VVC	2	2:12.701	61.01 mph	98.18 kph

Weather / Track : Bright / Dry

These results are provisional until the conclusion of any judicial and technical matters.

Silverstone International  
Circuit Length = 2.2490 miles  
Start: 13:31 End: 00:00

Clerk of Course :	Timekeeper :
-------------------	--------------

# Moss-Europe BCV8 Championship & MGCC Cockshoot Cup

## RACE 5 - LAP CHART

Lap 1			Lap 2			Lap 3			Lap 4			Lap 5		
No	Behind	Laptime	No	Behind	Laptime	No	Behind	Laptime	No	Behind	Laptime	No	Behind	Laptime
97		1:38.790	97		1:32.228	97		1:32.480	97		1:37.800	97		1:33.519
84	2.553	1:41.343	84	4.005	1:33.680	84	5.525	1:34.000	84	2.284	1:34.559	9	1 LAP	1:54.569
96	2.811	1:41.601	87	5.215	1:33.926	87	5.923	1:33.188	87	2.816	1:34.693	84	4.108	1:35.343
87	3.517	1:42.307	96	5.689	1:35.106	96	7.313	1:34.104	96	3.285	1:33.772	2	1 LAP	1:55.307
82	7.583	1:46.373	82	13.698	1:38.343	82	20.368	1:39.150	4	1 LAP	2:08.860	96	6.067	1:36.301
83	8.986	1:47.776	83	15.302	1:38.544	83	21.199	1:38.377	82	21.164	1:38.596	87	10.466	1:41.169
75	9.542	1:48.332	75	18.364	1:41.050	32	26.746	1:40.257	83	22.665	1:39.266	7	1 LAP	1:59.121
32	11.177	1:49.967	32	18.969	1:40.020	75	26.983	1:41.099	28	1 LAP	2:09.464	62	1 LAP	1:58.123
35	13.443	1:52.233	35	23.047	1:41.832	35	32.351	1:41.784	32	30.377	1:41.431	50	1 LAP	1:58.242
51	13.902	1:52.692	51	23.805	1:42.131	51	32.930	1:41.605	75	30.503	1:41.320	3	1 LAP	2:00.251
30	14.386	1:53.176	30	24.343	1:42.185	30	33.665	1:41.802	35	36.212	1:41.661	82	26.013	1:38.368
34	17.325	1:56.115	1	29.043	1:43.796	1	39.610	1:43.047	51	36.998	1:41.868	83	27.041	1:37.895
1	17.475	1:56.265	34	30.868	1:45.771	34	42.312	1:43.924	30	37.833	1:41.968	32	38.857	1:41.999
69	18.532	1:57.322	69	31.179	1:44.875	46	42.371	1:43.352	76	1 LAP	2:19.313	75	39.018	1:42.034
38	20.553	1:59.343	46	31.499	1:42.742	69	43.633	1:44.934	1	45.891	1:44.081	35	45.478	1:42.785
46	20.985	1:59.775	38	33.348	1:45.023	38	46.615	1:45.747	46	47.441	1:42.870	51	45.879	1:42.400
16	21.172	1:59.962	63	36.773	1:47.666	63	50.436	1:46.143	34	48.089	1:43.577	4	1 LAP	2:06.039
63	21.335	2:00.125	16	37.169	1:48.225	16	54.097	1:49.408	69	51.158	1:45.325	6	3 LAPS	6:27.573
53	23.424	2:02.214	53	38.963	1:47.767	53	54.726	1:48.243	38	53.691	1:44.876	30	47.601	1:43.287
78	25.406	2:04.196	78	44.326	1:51.148	78	1:05.385	1:53.539	63	58.186	1:45.550	46	56.955	1:43.033
18	26.734	2:05.524	18	46.866	1:52.360	18	1:06.485	1:52.099	16	1:05.085	1:48.788	1	57.456	1:45.084
15	28.511	2:07.301	15	49.310	1:53.027	15	1:10.525	1:53.695	53	1:05.298	1:48.372	34	58.384	1:43.814
9	29.707	2:08.497	5	52.172	1:54.050	5	1:13.515	1:53.823	78	1:20.085	1:52.500	69	1:02.559	1:44.920
5	30.350	2:09.140	9	52.995	1:55.516	66	1:15.237	1:54.277	18	1:20.677	1:51.992	28	1 LAP	2:10.065
66	31.239	2:10.029	66	53.440	1:54.429	23	1:15.466	1:54.025	15	1:25.552	1:52.827	38	1:05.544	1:45.372
23	31.456	2:10.246	23	53.921	1:54.693	22	1:16.884	1:54.609	5	1:29.271	1:53.556	63	1:11.428	1:46.761
22	31.689	2:10.479	22	54.755	1:55.294	9	1:18.743	1:58.228	23	1:29.568	1:51.902	16	1:21.051	1:49.485
2	34.383	2:13.173	2	58.519	1:56.364	2	1:21.946	1:55.907	66	1:30.453	1:53.016	53	1:21.278	1:49.499
7	34.675	2:13.465	7	1:02.877	2:00.430	7	1:27.783	1:57.386	22	1:31.864	1:52.780	76	1 LAP	2:17.704
21	35.730	2:14.520	62	1:03.908	1:56.599	62	1:29.099	1:57.671						
6	35.902	2:14.692	3	1:07.722	2:00.839	3	1:36.041	2:00.799						
50	36.734	2:15.524	50	1:10.098	2:05.592	50	1:36.894	1:59.276						
3	39.111	2:17.901	4	1:15.932	2:04.567									
62	39.537	2:18.327	28	1:28.439	2:12.438									
4	43.593	2:22.383	76	1:29.091	2:12.701									
28	48.229	2:27.019												
76	48.618	2:27.408												

# Moss-Europe BCV8 Championship & MGCC Cockshoot Cup

## RACE 5 - LAP CHART

Lap 6			Lap 7			Lap 8		
No	Behind	Laptime	No	Behind	Laptime	No	Behind	Laptime
97		1:34.720	97		1:33.497	97		1:32.750
78	1 LAP	1:52.351	16	1 LAP	1:47.726	63	1 LAP	1:46.034
18	1 LAP	1:52.732	53	1 LAP	1:48.910	6	4 LAPS	2:00.094
84	5.968	1:36.580	28	2 LAPS	2:06.453	84	9.071	1:34.248
96	6.245	1:34.898	84	7.573	1:35.102	96	9.334	1:33.842
15	1 LAP	1:53.761	96	8.242	1:35.494	4	2 LAPS	2:00.975
87	12.911	1:37.165	87	15.766	1:36.352	16	1 LAP	1:47.391
5	1 LAP	1:54.138	18	1 LAP	1:52.148	53	1 LAP	1:47.001
23	1 LAP	1:54.105	78	1 LAP	1:53.347	87	19.002	1:35.986
66	1 LAP	1:54.465	76	2 LAPS	2:15.314	28	2 LAPS	2:07.081
22	1 LAP	1:55.039	15	1 LAP	1:52.873	82	42.287	1:39.925
9	1 LAP	1:54.681	5	1 LAP	1:53.099	78	1 LAP	1:52.886
2	1 LAP	1:55.074	23	1 LAP	1:52.865	18	1 LAP	1:54.483
82	29.775	1:38.482	66	1 LAP	1:51.784	83	50.309	1:42.101
83	33.990	1:41.669	82	35.112	1:38.834	15	1 LAP	1:55.307
62	1 LAP	1:56.217	22	1 LAP	1:52.034	23	1 LAP	1:53.327
7	1 LAP	1:58.470	83	40.958	1:40.465	5	1 LAP	1:55.399
75	45.271	1:40.973	9	1 LAP	1:54.246	66	1 LAP	1:55.474
32	45.526	1:41.389	2	1 LAP	1:55.509	22	1 LAP	1:53.378
50	1 LAP	1:57.727	75	51.856	1:40.082	75	1:00.078	1:40.972
3	1 LAP	2:00.002	32	53.292	1:41.263	32	1:03.540	1:42.998
35	52.116	1:41.358	62	1 LAP	1:56.346	9	1 LAP	1:54.394
51	52.878	1:41.719	35	1:01.154	1:42.535	35	1:10.575	1:42.171
30	56.053	1:43.172	51	1:01.814	1:42.433	2	1 LAP	1:55.226
46	1:05.232	1:42.997	30	1:06.450	1:43.894	51	1:11.150	1:42.086
34	1:08.619	1:44.955	7	1 LAP	2:04.000	76	2 LAPS	2:18.686
1	1:09.860	1:47.124	50	1 LAP	1:58.352	30	1:17.623	1:43.923
6	3 LAPS	1:57.916	46	1:15.888	1:44.153	62	1 LAP	1:57.664
69	1:13.526	1:45.687	34	1:18.757	1:43.635	46	1:26.816	1:43.678
4	1 LAP	2:04.423	1	1:20.887	1:44.524	34	1:30.871	1:44.864
38	1:17.267	1:46.443	69	1:26.872	1:46.843	1	1:33.479	1:45.342
63	1:22.558	1:45.850	3	1 LAP	2:14.740	7	1 LAP	2:01.810
			38	1:31.691	1:47.921	69	1:40.007	1:45.885
						38	1:48.406	1:49.465
						50	1 LAP	2:18.763
						3	1 LAP	2:42.143 P

# John Gott Memorial Trophy Race

## RACE 6 - CLASSIFICATION

POS	NO	CL	NAME	ENTRY	LAPS	TIME	GAP	DIFF	MPH	BEST	ON
1	7	C	Jeremy WELCH	Austin Healey 3000	29	51:34.986			75.86	1:42.273	8
2	8	C	Anders SCHILDT	Austin Healey 3000	29	51:37.602	2.616	2.616	75.79	1:42.440	5
3	1	C	Marc CAMPFIELD	Austin Healey 3000	29	51:57.682	22.696	20.080	75.31	1:42.552	12
4	17	C	David GRACE	Austin Healey 3000	29	52:22.923	47.937	25.241	74.70	1:43.577	20
5	50	B	David SMITHIES	Austin Healey 3000	29	52:38.284	1:03.298	15.361	74.34	1:44.889	5
6	73	B	Christopher CLARKSON	Austin Healey 3000	28	51:40.883	1 lap	1 lap	73.10	1:45.357	3
7	64	B	Jaap SINKE	Austin Healey 3000	28	51:42.794	1 lap	1.911	73.06	1:45.937	6
8	69	C	Mark SCHMIDT	Austin Healey 3000	28	51:45.059	1 lap	2.265	73.00	1:45.535	12
9	16	B	Eric WOOLLEY	Austin Healey 3000	28	52:00.197	1 lap	15.138	72.65	1:46.130	5
10	21	B	Christian van LANSCHOT	Austin Healey 3000 MK I	28	52:41.988	1 lap	41.791	71.69	1:46.522	9
11	19	B	Peter GRANT	Austin Healey 3000	28	53:20.044	1 lap	38.056	70.84	1:48.713	6
12	71	B	Jan Jaap SCHRETLEN	Austin Healey .	27	51:46.149	2 laps	1 lap	70.37	1:48.720	3
13	65	A	Neil HARDY	Austin Healey 100M	27	51:54.248	2 laps	8.099	70.19	1:49.647	12
14	44	A	Mike THORNE	Austin Healey 100M	27	52:06.652	2 laps	12.404	69.91	1:47.293	18
15	4	B	J. C. (Chris) LEVETT-PRINSEP	Austin Healey 3000 Mk II	27	52:07.170	2 laps	0.518	69.90	1:47.262	10
16	2	C	Anders LOTSENGARD	Austin Healey 3000	27	52:07.750	2 laps	0.580	69.89	1:47.626	11
17	20	A	Ian MONTGOMERY	Austin Healey 100S	27	52:17.514	2 laps	9.764	69.67	1:48.624	19
18	72	B	Robert t' HOEN	Austin Healey .	27	52:30.864	2 laps	13.350	69.37	1:50.646	23
19	10	B	Kage SCHILDT	Austin Healey 3000	27	53:17.633	2 laps	46.769	68.36	1:51.369	13
20	51	B	Richard KNIGHT	Austin Healey 3000	26	49:16.609	3 laps	1 lap	71.19	1:47.588	12
21	25	B	Tom WALKER	Austin Healey 3000 MK I	26	51:36.371	3 laps	2:19.762	67.98	1:51.954	25
22	41	B	Steve BICKNELL	Austin Healey 3000	26	51:58.920	3 laps	22.549	67.49	1:50.511	22
23	27	A	Drew CAMERON	Austin Healey 100M	26	52:18.307	3 laps	19.387	67.07	1:51.716	14
24	98	A	Mark PANGBORN	Austin Healey 100M	26	52:21.101	3 laps	2.794	67.01	1:53.059	23
25	36	B	Tim ROGERS	Austin Healey 3000	26	52:45.218	3 laps	24.117	66.50	1:52.011	9
26	56	A	Nils-Fredrick NYBLEUS	Austin Healey 100M	26	52:48.358	3 laps	3.140	66.43	1:54.707	7

### NOT CLASSIFIED

DNC	52	A	Chris BERENS	Healey Silverstone	22	52:28.914	7 laps	4 laps	56.56	2:04.147	4
DNC	23	B	Huib MARS	Austin Healey 3000	13	26:51.219	16 laps	9 laps	65.32	1:50.553	4
DNC	24	B	Gavin HENDERSON	Austin Healey 3000 MK II	11	21:04.736	18 laps	2 laps	70.41	1:51.267	11
DNC	14	B	Esper van HESSEWIJK	Austin Healey 3000 Mk I	7	13:49.680	22 laps	4 laps	68.30	1:52.661	6
DNC	46	B	Bill RAWLES	Austin Healey 3000	5	21:10.198	24 laps	2 laps	31.87	1:53.324	3
DNC	35	B	Thomas JONES	Austin Healey 3000 Mk I	0						

### FASTEST LAP

7	C	Jeremy WELCH	Austin Healey 3000	8	1:42.273	79.16 mph	127.40 kph
50	B	David SMITHIES	Austin Healey 3000	5	1:44.889	77.18 mph	124.22 kph
44	A	Mike THORNE	Austin Healey 100M	18	1:47.293	75.46 mph	121.44 kph

Weather / Track : Bright / Dry

These results are provisional until the conclusion of any judicial and technical matters.

Silverstone International  
Circuit Length = 2.2490 miles  
Start: 13:58 End: 14:51

Clerk of Course :	Timekeeper :
-------------------	--------------

# John Gott Memorial Trophy Race

## RACE 6 - LAP CHART

Lap 1			Lap 2			Lap 3			Lap 4			Lap 5		
No	Behind	Laptime	No	Behind	Laptime	No	Behind	Laptime	No	Behind	Laptime	No	Behind	Laptime
50		1:52.053	8		1:43.947	8		1:43.166	8		1:42.902	8		1:42.440
8	0.191	1:52.244	50	0.961	1:45.099	7	1.759	1:43.669	7	1.347	1:42.490	7	1.197	1:42.290
7	0.771	1:52.824	7	1.256	1:44.623	1	2.534	1:43.732	1	3.079	1:43.447	1	3.552	1:42.913
1	1.448	1:53.501	1	1.968	1:44.658	50	2.796	1:45.001	50	4.868	1:44.974	50	7.317	1:44.889
73	2.903	1:54.956	73	5.626	1:46.861	73	7.817	1:45.357	73	11.004	1:46.089	73	15.497	1:46.933
69	6.137	1:58.190	69	10.602	1:48.603	69	14.868	1:47.432	17	19.075	1:45.961	17	20.902	1:44.267
64	6.851	1:58.904	64	11.794	1:49.081	64	15.831	1:47.203	69	19.787	1:47.821	69	23.359	1:46.012
16	7.005	1:59.058	16	12.228	1:49.361	17	16.016	1:44.840	64	20.884	1:47.955	64	24.553	1:46.109
21	7.884	1:59.937	21	13.049	1:49.303	16	16.481	1:47.419	16	21.229	1:47.650	16	24.919	1:46.130
44	8.607	2:00.660	44	14.180	1:49.711	21	17.616	1:47.733	21	22.310	1:47.596	21	26.719	1:46.849
19	9.267	2:01.320	17	14.342	1:47.013	51	20.270	1:48.649	51	25.050	1:47.682	51	31.452	1:48.842
51	9.534	2:01.587	51	14.787	1:49.391	44	21.631	1:50.617	19	27.910	1:49.164	19	34.683	1:49.213
71	10.214	2:02.267	19	15.795	1:50.666	19	21.648	1:49.019	71	28.941	1:49.885	44	36.679	1:49.605
4	11.252	2:03.305	71	16.404	1:50.328	71	21.958	1:48.720	44	29.514	1:50.785	71	37.185	1:50.684
17	11.467	2:03.520	4	17.508	1:50.394	4	22.774	1:48.432	4	29.759	1:49.887	4	37.436	1:50.117
2	11.890	2:03.943	2	18.488	1:50.736	2	23.854	1:48.532	2	30.269	1:49.317	2	38.051	1:50.222
41	14.125	2:06.178	41	21.461	1:51.474	41	28.816	1:50.521	41	36.636	1:50.722	41	45.724	1:51.528
72	15.207	2:07.260	72	24.931	1:53.862	65	33.977	1:51.926	65	42.658	1:51.583	65	51.569	1:51.351
65	15.758	2:07.811	65	25.217	1:53.597	23	35.083	1:52.063	23	42.734	1:50.553	23	53.360	1:53.066
46	16.517	2:08.570	23	26.186	1:52.629	72	37.010	1:55.245	72	47.795	1:53.687	72	59.755	1:54.400
27	17.412	2:09.465	46	27.186	1:54.807	46	37.344	1:53.324	27	50.914	1:53.527	27	1:02.115	1:53.641
23	17.695	2:09.748	27	27.757	1:54.483	27	40.289	1:55.698	24	51.974	1:53.366	24	1:02.337	1:52.803
24	18.620	2:10.673	36	27.907	1:52.139	24	41.510	1:54.557	14	54.669	1:53.648	10	1:05.568	1:52.630
36	19.906	2:11.959	24	30.119	1:55.637	14	43.923	1:55.032	10	55.378	1:54.010	14	1:05.899	1:53.670
10	20.975	2:13.028	14	32.057	1:54.924	10	44.270	1:55.049	46	56.368	2:01.926 P	25	1:11.406	1:52.965
14	21.271	2:13.324	10	32.387	1:55.550	20	49.237	1:55.957	25	1:00.881	1:54.070	20	1:16.526	1:55.479
20	23.630	2:15.683	20	36.446	1:56.954	25	49.713	1:55.717	20	1:03.487	1:57.152	56	1:16.951	1:55.505
56	24.235	2:16.288	56	36.540	1:56.443	56	50.554	1:57.180	56	1:03.886	1:56.234	36	1:18.646	1:54.101
98	25.020	2:17.073	25	37.162	1:55.600	98	50.909	1:55.874	98	1:04.477	1:56.470	98	1:19.838	1:57.801
25	25.700	2:17.753	98	38.201	1:57.319	36	54.079	2:09.338	36	1:06.985	1:55.808			
52	31.951	2:24.004	52	54.043	2:06.230	52	1:15.749	2:04.872	52	1:36.994	2:04.147			

# John Gott Memorial Trophy Race

## RACE 6 - LAP CHART

Lap 6			Lap 7			Lap 8			Lap 9			Lap 10		
No	Behind	Laptime	No	Behind	Laptime	No	Behind	Laptime	No	Behind	Laptime	No	Behind	Laptime
8		1:43.593	8		1:42.575	7		1:42.273	7		1:43.500	7		1:43.449
7	0.704	1:43.100	7	0.767	1:42.638	8	0.351	1:43.391	8	0.482	1:43.631	8	0.345	1:43.312
1	3.086	1:43.127	1	3.850	1:43.339	1	3.851	1:43.041	25	1 LAP	1:55.446	1	4.238	1:42.996
50	8.796	1:45.072	50	11.790	1:45.569	50	14.298	1:45.548	1	4.691	1:44.340	23	1 LAP	2:06.814 P
52	1 LAP	2:08.253	73	23.376	1:46.708	17	24.979	1:43.963	36	1 LAP	1:54.099	25	1 LAP	1:53.889
73	19.243	1:47.339	17	24.056	1:44.963	73	27.014	1:46.678	20	1 LAP	1:56.321	36	1 LAP	1:52.011
17	21.668	1:44.359	69	29.524	1:46.467	64	33.758	1:46.041	56	1 LAP	1:56.471	50	19.631	1:46.253
69	25.632	1:45.866	64	30.757	1:46.435	16	36.936	1:46.935	98	1 LAP	1:56.312	98	1 LAP	1:55.774
64	26.897	1:45.937	16	33.041	1:47.240	21	38.343	1:46.802	50	16.827	1:46.029	56	1 LAP	1:57.125
16	28.376	1:47.050	21	34.581	1:47.492	69	39.957	1:53.473	44	1 LAP	2:24.047	17	25.930	1:44.175
21	29.664	1:46.538	51	42.361	1:48.471	51	47.249	1:47.928	17	25.204	1:43.725	44	1 LAP	1:49.911
51	36.465	1:48.606	52	1 LAP	2:07.764	19	52.436	1:49.456	73	30.455	1:46.941	20	1 LAP	2:05.113 P
19	39.803	1:48.713	19	46.020	1:48.792	4	52.876	1:48.021	64	37.032	1:46.774	73	34.735	1:47.729
4	42.923	1:49.080	4	47.895	1:47.547	2	53.631	1:48.099	16	40.938	1:47.502	64	39.839	1:46.256
2	43.315	1:48.857	2	48.572	1:47.832	52	1 LAP	2:05.478	21	41.365	1:46.522	21	44.890	1:46.974
71	45.606	1:52.014	71	53.229	1:50.198	71	1:11.288	2:01.099	69	42.911	1:46.454	69	45.821	1:46.359
44	48.436	1:55.350	41	1:03.058	1:52.386	41	1:12.203	1:52.185	51	52.688	1:48.939	16	52.982	1:55.493 P
41	53.247	1:51.116	65	1:06.869	1:50.790	65	1:15.655	1:51.826	4	58.446	1:49.070	51	58.517	1:49.278
65	58.654	1:50.678	23	1:14.418	1:55.020	23	1:27.908	1:56.530	19	59.074	1:50.138	4	1:02.259	1:47.262
23	1:01.973	1:52.206	72	1:20.730	1:53.566	72	1:30.522	1:52.832	2	59.420	1:49.289	2	1:04.420	1:48.449
72	1:09.739	1:53.577	27	1:22.208	1:52.406	24	1:30.908	1:51.527	41	1:20.163	1:51.460	19	1:05.215	1:49.590
27	1:12.377	1:53.855	24	1:22.421	1:52.120	10	1:32.907	1:52.870	65	1:22.808	1:50.653	41	1:33.984	1:57.270 P
24	1:12.876	1:54.132	10	1:23.077	1:52.303	27	1:33.149	1:53.981	52	1 LAP	2:06.495	65	1:35.925	1:56.566 P
10	1:13.349	1:51.374	44	1:24.869	2:19.008 P				71	1:30.004	2:02.216 P			
14	1:14.967	1:52.661	25	1:32.134	1:53.494				72	1:41.945	1:54.923			
25	1:21.215	1:53.402	36	1:38.462	1:52.582				24	1:42.212	1:54.804			
36	1:28.455	1:53.402	14	1:38.813	2:06.421 P				10	1:42.775	1:53.368			
20	1:28.538	1:55.605	20	1:41.504	1:55.541				27	1:43.251	1:53.602			
56	1:30.024	1:56.666	56	1:42.156	1:54.707									
98	1:30.279	1:54.034	98	1:42.552	1:54.848									

# John Gott Memorial Trophy Race

## RACE 6 - LAP CHART

Lap 11			Lap 12			Lap 13			Lap 14			Lap 15		
No	Behind	Laptime	No	Behind	Laptime	No	Behind	Laptime	No	Behind	Laptime	No	Behind	Laptime
7		1:43.389	7		1:43.165	7		1:42.476	7		1:43.160	7		1:43.644
1	4.677	1:43.828	23	2 LAPS	3:21.537	72	2 LAPS	3:12.198	72	2 LAPS	1:53.812	71	2 LAPS	1:49.427
8	7.400	1:50.444 P	1	4.064	1:42.552	1	5.604	1:44.016	1	14.227	1:51.783 P	2	2 LAPS	3:57.061
24	1 LAP	1:53.850	24	1 LAP	1:51.267	23	2 LAPS	2:02.044	17	34.114	1:45.278	72	2 LAPS	1:53.761
52	2 LAPS	2:06.563	27	1 LAP	1:53.373	50	26.067	1:45.341	50	35.534	1:52.627 P	17	35.036	1:44.566
27	1 LAP	1:54.388	10	1 LAP	1:51.744	27	1 LAP	1:52.675	23	2 LAPS	2:00.122	73	1 LAP	3:09.561
10	1 LAP	1:56.723	46	7 LAPS	13:11.571 P	17	31.996	1:44.706	20	2 LAPS	1:49.970	25	2 LAPS	3:17.624
72	1 LAP	2:00.329 P	50	23.202	1:45.132	20	2 LAPS	1:50.486	27	1 LAP	1:52.402	20	2 LAPS	1:50.132
25	1 LAP	1:52.986	20	2 LAPS	3:18.574	10	1 LAP	1:55.560	10	1 LAP	1:51.369	44	2 LAPS	3:12.584
50	21.235	1:44.993	17	29.766	1:46.171	16	1 LAP	1:47.469	16	1 LAP	1:47.320	27	1 LAP	1:51.716
36	1 LAP	1:52.286	25	1 LAP	1:53.672	36	1 LAP	1:52.412	36	1 LAP	1:52.632	16	1 LAP	1:48.379
17	26.760	1:44.219	36	1 LAP	1:52.451	25	1 LAP	2:01.793 P	64	55.894	1:46.736	23	2 LAPS	1:58.887
44	1 LAP	1:50.636	52	2 LAPS	2:07.116	64	52.318	1:47.258	69	59.518	1:46.338	64	59.405	1:47.155
73	38.695	1:47.349	16	1 LAP	3:08.224	73	55.906	1:55.214 P	21	1:02.597	1:47.584	36	1 LAP	1:52.868
56	1 LAP	1:56.584	73	43.168	1:47.638	69	56.340	1:48.315	4	1 LAP	3:17.107	69	1:02.177	1:46.303
98	1 LAP	2:02.186 P	44	1 LAP	1:50.776	52	2 LAPS	2:06.452	98	2 LAPS	1:57.576	10	1 LAP	2:06.795 P
64	43.541	1:47.091	64	47.536	1:47.160	21	58.173	1:48.363	52	2 LAPS	2:05.983	21	1:05.889	1:46.936
69	48.131	1:45.699	69	50.501	1:45.535	44	1 LAP	1:59.459 P	8	1:28.033	1:43.078	4	1 LAP	1:54.200
21	48.538	1:47.037	21	52.286	1:46.913	98	2 LAPS	3:46.548	19	1:29.606	1:48.806	56	2 LAPS	3:25.281
51	1:03.819	1:48.691	56	1 LAP	1:56.879	51	1:14.745	1:48.979	51	1:31.339	1:59.754 P	8	1:27.321	1:42.932
4	1:06.478	1:47.608	51	1:08.242	1:47.588	19	1:23.960	1:49.053	65	1 LAP	1:50.401	98	2 LAPS	1:55.839
2	1:08.657	1:47.626	19	1:17.383	1:49.421	56	1 LAP	2:15.658 P	41	1 LAP	1:51.736	19	1:34.759	1:48.797
19	1:11.127	1:49.301	65	1 LAP	3:10.817	65	1 LAP	1:49.647				1	1:36.104	3:05.521
71	1 LAP	3:19.719	4	1:20.918	1:57.605 P	8	1:28.115	1:43.040				65	1 LAP	1:50.086
			41	1 LAP	3:14.238	41	1 LAP	1:52.884				41	1 LAP	1:51.286
			2	1:23.730	1:58.238 P	71	1 LAP	1:50.391				71	1 LAP	1:50.564
			8	1:27.551	3:03.316							52	2 LAPS	2:14.720 P
			71	1 LAP	1:50.202									

# John Gott Memorial Trophy Race

## RACE 6 - LAP CHART

Lap 16			Lap 17			Lap 18			Lap 19			Lap 20		
No	Behind	Laptime	No	Behind	Laptime	No	Behind	Laptime	No	Behind	Laptime	No	Behind	Laptime
7		1:52.120 P	64		1:47.129	64		1:52.447 P	8		1:44.040	7		1:43.026
50	1 LAP	3:05.981	25	2 LAPS	1:57.607	36	2 LAPS	3:27.448	7	0.503	1:43.451	8	0.233	1:43.762
2	2 LAPS	1:52.764	21	8.055	1:46.894	21	3.843	1:48.235	25	2 LAPS	1:56.462	10	2 LAPS	1:55.753
72	2 LAPS	1:52.991	69	10.362	1:55.849 P	25	2 LAPS	1:55.906	21	9.235	1:58.821 P	27	2 LAPS	1:59.221
73	1 LAP	1:46.431	8	19.249	1:43.744	8	9.389	1:42.587	36	2 LAPS	2:03.103	1	17.009	1:46.046
17	34.951	1:52.035 P	7	20.233	3:02.956	7	10.481	1:42.695	1	14.492	1:44.179	25	2 LAPS	1:55.303
20	2 LAPS	1:50.624	51	1 LAP	1:50.294	51	1 LAP	1:49.522	51	1 LAP	1:50.284	19	1 LAP	3:16.890
44	2 LAPS	1:50.645	1	30.483	1:45.002	1	23.742	1:45.706	50	39.764	1:45.231	51	1 LAP	1:50.385
16	1 LAP	1:48.774	4	1 LAP	1:54.699	4	1 LAP	1:54.197	4	1 LAP	1:53.683	36	2 LAPS	2:01.609
25	2 LAPS	1:57.660	19	40.111	1:50.000	19	44.119	1:56.455 P	17	41.242	1:43.882	50	41.129	1:44.894
27	1 LAP	1:56.390 P	56	2 LAPS	1:59.232	65	1 LAP	1:52.436	65	1 LAP	1:49.977	17	41.290	1:43.577
64	55.594	1:48.309	65	1 LAP	1:51.232	50	47.962	1:45.070	98	2 LAPS	1:55.506	4	1 LAP	1:53.249
69	57.236	1:47.179	98	2 LAPS	1:56.420	17	50.789	1:44.923	71	1 LAP	1:53.293	65	1 LAP	1:50.548
21	1:03.884	1:50.115	50	55.339	1:45.696	98	2 LAPS	1:55.135	41	1 LAP	1:50.965	71	1 LAP	1:49.683
36	1 LAP	2:01.859 P	71	1 LAP	1:50.197	56	2 LAPS	1:59.408	56	2 LAPS	1:57.872	41	1 LAP	1:50.625
51	1 LAP	3:21.067	17	58.313	3:06.085	71	1 LAP	1:50.132	52	5 LAPS	7:32.298	98	2 LAPS	1:54.945
8	1:18.228	1:43.027	41	1 LAP	1:52.789	41	1 LAP	1:50.667	2	1 LAP	1:51.629	56	2 LAPS	1:56.841
4	1 LAP	1:54.968	2	1 LAP	1:51.614	2	1 LAP	1:51.308	73	1:15.671	1:48.434	2	1 LAP	1:51.956
1	1:28.204	1:44.220	73	1:24.506	1:47.824	73	1:20.666	1:48.607	64	1:20.711	3:14.140	73	1:19.257	1:47.115
56	2 LAPS	1:58.186	72	1 LAP	1:53.756	72	1 LAP	1:52.026	69	1:23.305	1:47.534	64	1:24.195	1:47.013
19	1:32.834	1:50.195	27	1 LAP	3:26.052	69	1:29.200	3:11.285	72	1 LAP	1:51.998	69	1:25.667	1:45.891
98	2 LAPS	1:55.577	16	1:38.087	1:47.174	16	1:33.344	1:47.704	16	1:27.676	1:47.761	52	5 LAPS	2:09.347
65	1 LAP	1:50.291	44	1 LAP	1:48.734	44	1 LAP	1:48.631	44	1 LAP	1:47.293	16	1:32.762	1:48.615
71	1 LAP	1:49.895	20	1 LAP	1:48.634	20	1 LAP	1:48.739	20	1 LAP	1:48.700	44	1 LAP	1:47.934
41	1 LAP	1:54.197	10	1 LAP	1:54.348	10	1 LAP	1:52.584				72	1 LAP	1:53.056
50	1:52.366	1:46.615				27	1 LAP	2:02.726				20	1 LAP	1:48.624
2	1 LAP	1:52.132												
72	1 LAP	1:53.148												
73	2:19.405	1:46.431												
10	1 LAP	3:16.992												
16	2:33.636	1:48.442												
44	1 LAP	1:49.656												

# John Gott Memorial Trophy Race

## RACE 6 - LAP CHART

Lap 21			Lap 22			Lap 23			Lap 24			Lap 25		
No	Behind	Laptime	No	Behind	Laptime	No	Behind	Laptime	No	Behind	Laptime	No	Behind	Laptime
7		1:42.515	7		1:43.409	7		1:43.527	7		1:43.722	7		1:44.235
8	0.564	1:42.846	8	1.011	1:43.856	8	1.594	1:44.110	8	1.866	1:43.994	8	1.866	1:44.235
21	1 LAP	3:18.150	20	2 LAPS	1:51.222	44	2 LAPS	1:48.734	16	1 LAP	1:49.106	98	3 LAPS	1:54.013
10	2 LAPS	1:54.049	72	2 LAPS	1:54.312	20	2 LAPS	1:49.327	44	2 LAPS	1:48.194	36	3 LAPS	2:01.622
1	20.891	1:46.397	21	1 LAP	1:52.114	72	2 LAPS	1:50.811	56	3 LAPS	1:56.937	2	2 LAPS	1:52.659
27	2 LAPS	2:00.265	52	6 LAPS	2:08.817	21	1 LAP	1:52.357	20	2 LAPS	1:48.790	16	1 LAP	1:46.865
51	1 LAP	1:49.819	1	21.229	1:43.747	1	22.841	1:45.139	72	2 LAPS	1:51.021	44	2 LAPS	1:48.184
19	1 LAP	1:52.792	10	2 LAPS	1:55.680	52	6 LAPS	2:06.758	1	22.900	1:43.781	20	2 LAPS	1:49.342
25	2 LAPS	1:57.401	51	1 LAP	1:48.860	10	2 LAPS	1:53.854	21	1 LAP	1:53.200	56	3 LAPS	1:55.109
17	43.726	1:44.951	27	2 LAPS	2:00.195	51	1 LAP	1:50.153	10	2 LAPS	1:54.037	1	21.648	1:42.983
50	45.086	1:46.472	19	1 LAP	1:53.623	17	47.048	1:44.949	17	47.028	1:43.702	72	2 LAPS	1:50.646
36	2 LAPS	2:02.887	17	45.626	1:45.309	50	52.568	1:48.430	51	1 LAP	1:49.529	21	1 LAP	1:51.196
65	1 LAP	1:50.789	50	47.665	1:45.988	19	1 LAP	1:53.005	50	54.847	1:46.001	17	47.014	1:44.221
4	1 LAP	1:54.113	25	2 LAPS	1:57.547	27	2 LAPS	2:00.544	52	6 LAPS	2:08.298	50	55.761	1:45.149
71	1 LAP	1:50.130	4	1 LAP	1:54.296	25	2 LAPS	1:55.676	19	1 LAP	1:52.931	10	2 LAPS	1:54.696
41	1 LAP	1:51.027	36	2 LAPS	2:04.758	71	1 LAP	1:50.306	25	2 LAPS	1:53.797	51	1 LAP	1:50.210
98	2 LAPS	1:53.790	71	1 LAP	1:50.878	4	1 LAP	1:54.043	27	2 LAPS	1:58.888	19	1 LAP	1:54.786
73	1:25.390	1:48.648	65	1 LAP	1:59.964	65	1 LAP	1:50.974	71	1 LAP	1:49.697	25	2 LAPS	1:53.925
56	2 LAPS	1:57.778	41	1 LAP	1:53.751	41	1 LAP	1:50.511	65	1 LAP	1:53.268	52	6 LAPS	2:07.722
2	1 LAP	1:51.358	98	2 LAPS	1:53.339	36	2 LAPS	2:00.407	4	1 LAP	1:55.307	27	2 LAPS	1:59.201
64	1:28.134	1:46.454	73	1:29.711	1:47.730	73	1:33.651	1:47.467	41	1 LAP	1:50.649	71	1 LAP	1:49.949
69	1:29.546	1:46.394	64	1:31.592	1:46.867	64	1:35.182	1:47.117	73	1:37.356	1:47.427	65	1 LAP	1:50.259
16	1:38.613	1:48.366	69	1:33.561	1:47.424	69	1:36.032	1:45.998	64	1:38.379	1:46.919	73	1:40.518	1:47.397
44	1 LAP	1:48.785	2	1 LAP	1:51.223	98	2 LAPS	1:54.303	69	1:39.822	1:47.512	64	1:41.589	1:47.445
			56	2 LAPS	1:57.410	2	1 LAP	1:49.678				69	1:43.409	1:47.822
			16	1:42.579	1:47.375							4	1 LAP	1:55.398

# John Gott Memorial Trophy Race

## RACE 6 - LAP CHART

Lap 26			Lap 27			Lap 28			Lap 29		
No	Behind	Laptime	No	Behind	Laptime	No	Behind	Laptime	No	Behind	Laptime
7		1:45.466	7		1:44.201	7		1:43.642	7		1:43.331
8	0.795	1:44.395	52	7 LAPS	2:06.769	73	1 LAP	1:47.309	25	3 LAPS	1:52.400
98	3 LAPS	1:53.059	8	1.710	1:45.116	8	1.895	1:43.827	8	2.616	1:44.052
16	1 LAP	1:49.320	65	2 LAPS	1:52.356	71	2 LAPS	1:53.091	73	1 LAP	1:47.882
2	2 LAPS	1:52.846	27	3 LAPS	2:01.443	64	1 LAP	1:49.589	64	1 LAP	1:46.766
44	2 LAPS	1:48.611	69	1 LAP	1:48.463	69	1 LAP	1:48.034	69	1 LAP	1:46.807
36	3 LAPS	2:01.351	41	3 LAPS	3:45.062	65	2 LAPS	1:52.466	71	2 LAPS	1:50.944
1	20.478	1:44.296	4	2 LAPS	1:54.494	41	3 LAPS	1:52.167	65	2 LAPS	1:51.956
20	2 LAPS	1:49.071	16	1 LAP	1:47.774	16	1 LAP	1:49.222	1	22.696	1:45.278
72	2 LAPS	1:51.414	2	2 LAPS	1:50.121	1	20.749	1:44.750	41	3 LAPS	1:51.526
56	3 LAPS	1:56.640	1	19.641	1:43.364	4	2 LAPS	1:55.677	16	1 LAP	1:48.469
21	1 LAP	1:51.370	44	2 LAPS	1:49.535	27	3 LAPS	2:07.328	44	2 LAPS	1:49.048
17	45.680	1:44.132	98	3 LAPS	1:54.563	44	2 LAPS	1:49.519	4	2 LAPS	1:53.411
50	56.031	1:45.736	20	2 LAPS	1:48.921	2	2 LAPS	1:50.586	2	2 LAPS	1:49.675
51	1 LAP	1:49.537	36	3 LAPS	1:59.389	52	7 LAPS	2:10.846	20	2 LAPS	1:52.576
10	2 LAPS	1:55.544	72	2 LAPS	1:50.771	20	2 LAPS	1:49.427	27	3 LAPS	2:00.842
19	1 LAP	1:52.116	56	3 LAPS	1:57.211	98	3 LAPS	1:57.111	98	3 LAPS	1:55.686
25	2 LAPS	1:52.322	17	46.167	1:44.688	72	2 LAPS	1:52.629	17	47.937	1:44.643
71	1 LAP	1:50.240	21	1 LAP	1:52.092	17	46.625	1:44.100	52	7 LAPS	2:09.982
73	1:41.880	1:46.828	50	57.560	1:45.730	36	3 LAPS	2:00.317	72	2 LAPS	1:52.833
64	1:42.627	1:46.504	51	1 LAP	1:52.564	21	1 LAP	1:51.795	50	1:03.298	1:46.744
			10	2 LAPS	1:56.346	56	3 LAPS	1:57.454	21	1 LAP	1:53.070
			19	1 LAP	1:52.025	50	59.885	1:45.967	36	3 LAPS	2:02.380
			25	2 LAPS	1:51.954	10	2 LAPS	1:55.624	56	3 LAPS	1:57.259
						19	1 LAP	1:51.740	10	2 LAPS	1:55.753
									19	1 LAP	1:52.037

# Drayton Manor Park MG Metro Cup

## RACE 7 - CLASSIFICATION

POS	NO	CL	NAME	ENTRY	LAPS	TIME	GAP	DIFF	MPH	BEST	ON
1	16	C	Jon FLANIGAN	MG Metro Turbo	8	14:34.741			74.04	1:46.680	4
2	69	C	James DUNKLEY	MG Metro	8	14:35.390	0.649	0.649	73.99	1:47.267	2
3	79	C	Paul ASHTON	MG Metro	8	14:35.668	0.927	0.278	73.96	1:47.181	2
4	7	C	Tony HOWE	MG Metro Turbo	8	15:02.329	27.588	26.661	71.78	1:48.633	2
5	1	C	Simon WHITE	MG Metro	8	15:17.466	42.725	15.137	70.59	1:46.997	3
6	97	B	Andrew ASHTON	Rover Metro	8	15:21.578	46.837	4.112	70.28	1:52.979	4
7	32	C	Tony DOWLER	MG Metro	8	15:24.702	49.961	3.124	70.04	1:52.657	5
8	88	B	Neal GARDINER	MG Metro	8	15:25.173	50.432	0.471	70.00	1:52.359	5
9	20	B	David HEASMAN	Rover Metro Gti	8	15:34.709	59.968	9.536	69.29	1:54.858	8
10	10	B	Miles GENTLE	Rover Metro Gti	8	15:36.503	1:01.762	1.794	69.16	1:54.030	8
11	42	B	Adam Joseph PALMER	MG Metro	8	15:40.659	1:05.918	4.156	68.85	1:54.060	7
12	37	C	Michael HARRIS	MG Metro	8	15:43.489	1:08.748	2.830	68.65	1:50.895	5
13	11	B	Pete THOMSON	Rover Metro GTi	8	16:00.734	1:25.993	17.245	67.41	1:56.853	8
14	90	A	Terry BRACEY-WRIGHT	MG Metro	8	16:03.411	1:28.670	2.677	67.23	1:56.921	8
15	91	A	Tim METCALFE	MG Metro	8	16:03.965	1:29.224	0.554	67.19	1:56.789	8
16	6	B	Derek John FACER	MG Metro	8	16:04.065	1:29.324	0.100	67.18	1:56.640	8
17	55	A	Adam KEY	MG Metro	8	16:26.382	1:51.641	22.317	65.66	1:59.372	8
18	27	A	Jonathan AGAR	MG ZR	7	15:11.353	1 lap	1 lap	62.18	2:01.963	3
19	38	B	Paul A CONSTANCE	Rover Metro 100 GTi	7	15:44.385	1 lap	33.032	60.01	2:08.988	2

### NOT CLASSIFIED

DNF	96	C	Dick TREVETT	MG Metro Turbo	6	10:59.843	2 laps	1 lap	73.62	1:48.031	3
DNF	77	C	Wayne PARKER	Rover Metro GTi	5	9:38.837	3 laps	1 lap	69.93	1:53.337	4
DNF	28	D	Michael WILLIAMS	MG Metro K series	2	4:24.153	6 laps	3 laps	61.30	2:05.862	2
DNF	49	C	Richard GARRARD	MG Metro Turbo	1	2:01.091	7 laps	1 lap	66.86	2:01.091	1
DNF	65	B	Geoff MCNAMARA	MG Metro	1	3:08.366	7 laps	1:07.275	42.98		

### FASTEST LAP

16	C	Jon FLANIGAN	MG Metro Turbo	4	1:46.680	75.89 mph	122.13 kph
88	B	Neal GARDINER	MG Metro	5	1:52.359	72.05 mph	115.96 kph
91	A	Tim METCALFE	MG Metro	8	1:56.789	69.32 mph	111.56 kph
28	D	Michael WILLIAMS	MG Metro K series	2	2:05.862	64.32 mph	103.52 kph

Car 7 - 10 sec penalty - false start

Weather / Track : Cloudy / Dry

These results are provisional until the conclusion of any judicial and technical matters.

Silverstone International  
Circuit Length = 2.2490 miles  
Start: 15:05 End: 15:22

Clerk of Course :		Timekeeper :
-------------------	--	--------------

**Drayton Manor Park MG Metro Cup**  
**RACE 7 - LAP CHART**

Lap 1			Lap 2			Lap 3			Lap 4			Lap 5		
No	Behind	Laptime	No	Behind	Laptime	No	Behind	Laptime	No	Behind	Laptime	No	Behind	Laptime
69		1:55.566	69		1:47.267	69		1:47.654	69		1:47.687	69		1:47.765
79	0.406	1:55.972	79	0.320	1:47.181	79	0.394	1:47.728	79	0.521	1:47.814	79	1.560	1:48.804
1	2.115	1:57.681	1	2.332	1:47.484	1	1.675	1:46.997	1	1.564	1:47.576	16	2.119	1:48.087
96	2.471	1:58.037	16	3.638	1:47.618	16	2.804	1:46.820	16	1.797	1:46.680	1	2.375	1:48.576
16	3.287	1:58.853	96	4.290	1:49.086	96	4.667	1:48.031	96	5.044	1:48.064	96	5.408	1:48.129
7	3.590	1:59.156	7	4.956	1:48.633	7	6.049	1:48.747	7	7.415	1:49.053	7	9.580	1:49.930
49	5.525	2:01.091	77	15.157	1:53.631	77	21.379	1:53.876	77	27.029	1:53.337	77	32.898	1:53.634
77	8.793	2:04.359	97	17.079	1:55.026	97	22.904	1:53.479	97	28.196	1:52.979	88	33.568	1:52.359
97	9.320	2:04.886	32	17.497	1:55.201	32	23.267	1:53.424	88	28.974	1:52.848	97	33.582	1:53.151
32	9.563	2:05.129	88	18.270	1:55.265	88	23.813	1:53.197	32	29.236	1:53.656	32	34.128	1:52.657
88	10.272	2:05.838	20	19.753	1:55.209	20	28.094	1:55.995	20	35.969	1:55.562	20	43.249	1:55.045
20	11.811	2:07.377	10	22.633	1:56.442	10	31.048	1:56.069	10	38.717	1:55.356	10	45.824	1:54.872
10	13.458	2:09.024	42	27.121	1:58.445	42	35.854	1:56.387	42	43.800	1:55.633	37	47.235	1:50.895
91	15.383	2:10.949	90	28.932	2:00.512	37	38.725	1:56.212	37	44.105	1:53.067	42	51.317	1:55.282
90	15.687	2:11.253	11	29.473	1:59.520	11	40.913	1:59.094	11	50.920	1:57.694	11	1:01.713	1:58.558
42	15.943	2:11.509	37	30.167	1:56.161	90	41.333	2:00.055	90	52.693	1:59.047	90	1:03.553	1:58.625
11	17.220	2:12.786	91	30.567	2:02.451	91	42.451	1:59.538	91	53.970	1:59.206	91	1:04.283	1:58.078
27	20.871	2:16.437	6	34.177	1:59.000	6	43.730	1:57.207	6	54.297	1:58.254	6	1:04.858	1:58.326
37	21.273	2:16.839	27	37.864	2:04.260	55	51.567	2:01.306	55	1:04.067	2:00.187	55	1:16.693	2:00.391
55	21.745	2:17.311	55	37.915	2:03.437	27	52.173	2:01.963	27	1:06.761	2:02.275	27	1:32.436	2:13.440 P
6	22.444	2:18.010	28	41.320	2:05.862	38	1:14.756	2:11.456	38	1:38.253	2:11.184			
28	22.725	2:18.291	38	50.954	2:08.988									
38	29.233	2:24.799												
65	1:12.800	3:08.366 P												

Car 7 - 10 sec penalty - false start

Weather / Track : Cloudy / Dry

www.tsl-timing.com

Silverstone International  
 Circuit Length = 2.2490 miles  
 Start: 15:05 End: 15:22

**Drayton Manor Park MG Metro Cup**  
**RACE 7 - LAP CHART**

Lap 6			Lap 7			Lap 8		
No	Behind	Laptime	No	Behind	Laptime	No	Behind	Laptime
69		1:48.110	69		1:50.682	16		1:47.371
79	2.215	1:48.765	16	2.639	1:50.994	69	0.649	1:50.659
16	2.327	1:48.318	79	2.965	1:51.432	79	0.927	1:47.972
96	5.794	1:48.496	7	16.142	1:53.462	7	17.588	1:51.456
7	13.362	1:51.892	27	1 LAP	2:28.717	27	1 LAP	2:04.261
38	1 LAP	2:14.095	38	1 LAP	2:15.597	1	42.725	1:48.937
1	21.903	2:07.638 P	97	42.894	1:53.997	97	46.837	1:53.953
97	39.579	1:54.107	1	43.798	2:12.577	32	49.961	1:53.654
32	41.912	1:55.894	32	46.317	1:55.087	88	50.432	1:52.818
88	45.370	1:59.912	88	47.624	1:52.936	20	59.968	1:54.858
20	50.613	1:55.474	20	55.120	1:55.189	10	1:01.762	1:54.030
10	53.266	1:55.552	10	57.742	1:55.158	42	1:05.918	1:54.677
37	55.515	1:56.390	37	59.109	1:54.276	37	1:08.748	1:59.649
42	57.873	1:54.666	42	1:01.251	1:54.060	38	1 LAP	2:18.266
11	1:11.839	1:58.236	11	1:19.150	1:57.993	11	1:25.993	1:56.853
90	1:13.962	1:58.519	90	1:21.759	1:58.479	90	1:28.670	1:56.921
91	1:14.871	1:58.698	91	1:22.445	1:58.256	91	1:29.224	1:56.789
6	1:15.337	1:58.589	6	1:22.694	1:58.039	6	1:29.324	1:56.640
55	1:31.913	2:03.330	55	1:42.279	2:01.048	55	1:51.641	1:59.372

Car 7 - 10 sec penalty - false start

Weather / Track : Cloudy / Dry

# 30 Minute Pit Stop Race for Two Drivers

## RACE 8 - CLASSIFICATION

POS	NO	CL	NAME	ENTRY	LAPS	TIME	GAP	DIFF	MPH	BEST	ON
1	75		HALL/BEER	MGB V8	18	30:52.718			78.65	1:36.766	8
2	1		SMALLRIDGE/SMALLRIDGE	MG Midget	18	30:58.541	5.823	5.823	78.41	1:35.973	2
3	16		STAINES/GRIFFITHS	MG Midget	18	31:29.135	36.417	30.594	77.14	1:37.928	5
4	61		LUTI/CROWTON	MG ZT 520	18	31:50.926	58.208	21.791	76.26	1:40.106	16
5	82		LIM/JAMES	MG B V8	18	31:51.830	59.112	0.904	76.22	1:37.721	6
6	73		WALKER/WAHLGREN	MG ZR 190	18	32:32.781	1:40.063	40.951	74.62	1:39.565	3
7	31		MORRIS/STORRAR	MG Midget	18	32:34.417	1:41.699	1.636	74.56	1:40.211	7
8	37		HOLMES/SPENCER	MG BGT V8	18	32:34.518	1:41.800	0.101	74.56	1:42.913	4
9	2		DUFFY/COW	MG Midget	17	31:00.669	1 lap	1 lap	73.97	1:40.249	7
10	8		HAZEL/CLEMENTS	MG ZR 160	17	31:19.333	1 lap	18.664	73.23	1:41.346	7
11	66		CRIPPS/HOLMES	MG BGT V8	17	31:19.751	1 lap	0.418	73.22	1:41.834	6
12	17		SKINNER/SMITH	MG B Roadster	17	31:45.281	1 lap	25.530	72.24	1:44.881	6
13	24		HUMPHREY/WOOD	MG LE 500	17	31:45.533	1 lap	0.252	72.23	1:41.393	5
14	41		PRATT/PANTER	MG Midget	17	32:06.892	1 lap	21.359	71.43	1:44.526	2
15	63		POLLEY/JOHNSON	MG B Roadster	16	30:53.685	2 laps	1 lap	69.88	1:48.956	8
16	57		SMITH/SMITH	MG Midget	16	30:54.865	2 laps	1.180	69.83	1:47.824	8
17	22		RAYMENT/RAYMENT	MG F Cup	16	30:57.618	2 laps	2.753	69.73	1:47.789	13
18	19		MOORE/DEAR	Austin Healey Sprite	16	31:01.045	2 laps	3.427	69.60	1:47.381	13
19	36		BRYAN/BRYAN	MG BGT V8	16	31:08.387	2 laps	7.342	69.33	1:48.170	14
20	13		BURCHILL/LEWIS	MG ZS	16	31:13.207	2 laps	4.820	69.15	1:46.278	12
21	9		EDNEY/EDNEY	MG TB	16	31:30.011	2 laps	16.804	68.54	1:51.995	11
22	29		LEWIS/LEWIS	MG B	16	31:31.563	2 laps	1.552	68.48	1:50.806	15
23	85		GREEN/LEWIS	Triumph Dolomite Sprint	16	32:01.177	2 laps	29.614	67.42	1:51.226	12
24	5		TOES/TOES	MG Midget	16	32:03.189	2 laps	2.012	67.35	1:51.669	13
25	6		BANKS/HALL	MG B	16	32:31.945	2 laps	28.756	66.36	1:53.178	14
26	7		TYLER/HEATH	MG Montego	15	31:01.425	3 laps	1 lap	65.24	1:54.379	6
27	62		GRAY/SIMPSON	MG B Roadster	15	31:23.314	3 laps	21.889	64.48	1:54.415	4
28	79		AMOS/PALMER	Austin Healey Sprite	15	32:12.099	3 laps	48.785	62.85	1:55.105	12
29	15		HINCHLIFFE/CLARK	MG B Roadster	14	32:53.160	4 laps	1 lap	57.44	2:11.694	2

### NOT CLASSIFIED

DNF 64	FILES/FILES	Triumph TR6	15	28:24.224	3 laps	0.000	71.26	1:43.727	14
DNF 55	CAMPBELL/CAMPBELL	MG C Roadster	14	27:43.540	4 laps	1 lap	68.13	1:45.077	13
DNF 10	HEDITCH/FISHER	MG Midget	14	27:59.967	4 laps	16.427	67.47	1:49.379	5
DNC 18	GRANT/SPOONER	Austin Healey 3000	12	31:42.140	6 laps	2 laps	51.07	1:43.898	6
DNF 20	BAILEY/BAILEY	Triumph TR4	11	21:40.687	7 laps	1 lap	68.47	1:49.144	11
DNF 11	PERRY/IVEY	MG Midget	8	13:18.197	10 laps	3 laps	81.14	1:37.236	2
DNF 26	McGEE/LASKEY	MG Midget	7	14:01.567	11 laps	1 lap	67.34	1:54.153	6
DNF 23	PHILLIPS/BOWKER	MG Metro	4	8:13.953	14 laps	3 laps	65.56	1:57.946	2

### FASTEST LAP

1	SMALLRIDGE/SMALLRIDGE	MG Midget	2	1:35.973	84.36 mph	135.76 kph
---	-----------------------	-----------	---	----------	-----------	------------

Weather / Track : Bright / Dry

These results are provisional until the conclusion of any judicial and technical matters.

Silverstone International  
Circuit Length = 2.2490 miles  
Start: 15:34 End: 16:07

Clerk of Course :	Timekeeper :
-------------------	--------------

# 30 Minute Pit Stop Race for Two Drivers

## RACE 8 - LAP CHART

Lap 1			Lap 2			Lap 3			Lap 4			Lap 5		
No	Behind	Laptime	No	Behind	Laptime	No	Behind	Laptime	No	Behind	Laptime	No	Behind	Laptime
1		1:44.325	1		1:35.973	1		1:36.428	1		1:36.828	1		1:37.799
16	1.624	1:45.949	16	4.662	1:39.011	16	6.801	1:38.567	16	8.727	1:38.754	23	1 LAP	1:58.174
61	3.379	1:47.704	75	7.677	1:39.935	11	10.069	1:37.317	11	11.860	1:38.619	79	1 LAP	1:59.211
75	3.715	1:48.040	61	8.555	1:41.149	75	10.125	1:38.876	75	12.209	1:38.912	16	8.856	1:37.928
73	6.004	1:50.329	11	9.180	1:37.236	61	12.792	1:40.665	82	16.152	1:38.130	11	12.771	1:38.710
2	6.960	1:51.285	73	10.694	1:40.663	73	13.831	1:39.565	61	16.298	1:40.334	75	13.133	1:38.723
66	7.107	1:51.432	82	12.936	1:39.022	82	14.850	1:38.342	73	17.283	1:40.280	82	16.079	1:37.726
31	7.860	1:52.185	66	14.933	1:43.799	8	21.606	1:42.586	15	1 LAP	2:12.599	73	20.020	1:40.536
11	7.917	1:52.242	31	15.390	1:43.503	2	22.942	1:43.756	8	27.460	1:42.682	61	20.080	1:41.581
8	8.322	1:52.647	8	15.448	1:43.099	66	22.986	1:44.481	24	29.582	1:42.844	8	31.825	1:42.164
24	9.103	1:53.428	2	15.614	1:44.627	24	23.566	1:44.131	66	30.101	1:43.943	24	33.176	1:41.393
82	9.887	1:54.212	24	15.863	1:42.733	31	24.014	1:45.052	2	30.409	1:44.295	31	34.713	1:41.790
37	12.390	1:56.715	37	20.253	1:43.836	37	27.221	1:43.396	31	30.722	1:43.536	2	36.263	1:43.653
41	13.108	1:57.433	41	21.661	1:44.526	41	29.961	1:44.728	37	33.306	1:42.913	66	36.813	1:44.511
19	13.741	1:58.066	17	24.878	1:46.073	17	33.901	1:45.451	41	38.533	1:45.400	37	40.449	1:44.942
17	14.778	1:59.103	19	25.324	1:47.556	19	36.519	1:47.623	17	42.446	1:45.373	41	46.131	1:45.397
36	17.175	2:01.500	36	30.466	1:49.264	36	43.415	1:49.377	19	48.807	1:49.116	17	50.564	1:45.917
22	20.817	2:05.142	22	36.151	1:51.307	57	50.177	1:48.591	36	55.514	1:48.927	15	1 LAP	2:14.863
57	21.092	2:05.417	63	37.004	1:51.733	63	51.276	1:50.700	18	1:00.342	1:44.323	19	58.750	1:47.742
63	21.244	2:05.569	20	37.665	1:51.892	20	52.772	1:51.535	57	1:01.462	1:48.113	36	1:06.870	1:49.155
20	21.746	2:06.071	57	38.014	1:52.895	18	52.847	1:45.139	63	1:04.572	1:50.124	18	1:07.122	1:44.579
55	23.224	2:07.549	9	41.006	1:52.603	9	57.362	1:52.784	20	1:06.133	1:50.189	57	1:12.147	1:48.484
9	24.376	2:08.701	10	42.391	1:52.919	10	57.493	1:51.530	10	1:12.083	1:51.418	63	1:16.315	1:49.542
10	25.445	2:09.770	55	42.855	1:55.604	22	58.720	1:58.997	22	1:12.769	1:50.877	20	1:17.927	1:49.593
13	27.310	2:11.635	18	44.136	1:47.572	55	59.991	1:53.564	64	1:12.939	1:49.533	64	1:20.213	1:45.073
7	28.635	2:12.960	13	48.054	1:56.717	64	1:00.234	1:47.928	9	1:14.796	1:54.262	10	1:23.663	1:49.379
85	29.174	2:13.499	29	48.452	1:54.100	29	1:05.926	1:53.902	55	1:16.171	1:53.008	22	1:24.986	1:50.016
64	29.734	2:14.059	64	48.734	1:54.973	13	1:08.953	1:57.327	29	1:21.981	1:52.883	9	1:29.287	1:52.290
6	29.743	2:14.068	7	50.239	1:57.577	6	1:10.973	1:56.030	13	1:28.064	1:55.939	55	1:30.039	1:51.667
29	30.325	2:14.650	6	51.371	1:57.601	5	1:12.092	1:56.198	6	1:29.338	1:55.193	29	1:37.404	1:53.222
5	30.396	2:14.721	5	52.322	1:57.899	7	1:12.122	1:58.311	5	1:29.855	1:54.591			
26	31.236	2:15.561	85	52.606	1:59.405	85	1:12.589	1:56.411	85	1:30.765	1:55.004			
79	32.502	2:16.827	26	53.445	1:58.182	26	1:13.093	1:56.076	62	1:31.851	1:54.415			
18	32.537	2:16.862	79	54.863	1:58.334	62	1:14.264	1:55.809	7	1:31.871	1:56.577			
62	32.963	2:17.288	62	54.883	1:57.893	23	1:19.053	1:58.850	26	1:33.004	1:56.739			
23	34.658	2:18.983	23	56.631	1:57.946	79	1:19.815	2:01.380						
15	46.335	2:30.660	15	1:22.056	2:11.694									

Silverstone International  
Circuit Length = 2.2490 miles  
Start: 15:34 End: 16:07

Weather / Track : Bright / Dry

# 30 Minute Pit Stop Race for Two Drivers

## RACE 8 - LAP CHART

Lap 6			Lap 7			Lap 8			Lap 9			Lap 10		
No	Behind	Laptime	No	Behind	Laptime	No	Behind	Laptime	No	Behind	Laptime	No	Behind	Laptime
1		1:41.574	1		1:38.891	1		1:37.342	1		1:36.464	1		1:37.963
13	1 LAP	1:53.712	9	1 LAP	1:52.983	64	1 LAP	1:52.646 P	57	1 LAP	1:47.824	22	2 LAPS	1:49.952
6	1 LAP	1:54.889	55	1 LAP	1:52.823	10	1 LAP	1:51.025	75	8.729	1:36.806	75	7.955	1:37.189
5	1 LAP	1:55.147	22	1 LAP	2:03.321 P	20	1 LAP	1:58.227 P	63	1 LAP	1:48.956	82	1 LAP	3:05.283
16	7.079	1:39.797	16	8.019	1:39.831	75	8.387	1:36.766	16	16.581	1:43.689 P	36	1 LAP	2:01.575 P
85	1 LAP	1:56.519	11	8.468	1:37.817	11	9.037	1:37.911	37	1 LAP	1:44.994	13	2 LAPS	2:54.369
26	1 LAP	1:54.663	75	8.963	1:38.203	16	9.356	1:38.679	10	1 LAP	2:00.443 P	37	1 LAP	1:45.444
11	9.542	1:38.345	29	1 LAP	1:52.586	37	1 LAP	2:36.348	9	1 LAP	1:59.544 P	73	1 LAP	3:06.536
75	9.651	1:38.092	82	11.160	1:37.825	9	1 LAP	1:53.447	61	42.785	1:51.658 P	57	1 LAP	2:02.948 P
7	1 LAP	1:57.698	13	1 LAP	1:55.577	55	1 LAP	1:54.501	55	1 LAP	2:01.833 P	63	1 LAP	1:59.280 P
82	12.226	1:37.721	6	1 LAP	1:55.947	82	22.140	1:48.322 P	41	1 LAP	2:51.277	5	2 LAPS	2:59.480
73	19.790	1:41.344	5	1 LAP	1:55.846	62	2 LAPS	3:19.002	8	46.483	1:42.028	66	1 LAP	2:55.895
61	19.899	1:41.393	85	1 LAP	1:53.928	29	1 LAP	1:52.683	29	1 LAP	2:00.150 P	15	3 LAPS	3:14.464
79	1 LAP	1:58.559	73	23.025	1:42.126	61	27.591	1:41.264	62	2 LAPS	2:01.168	6	2 LAPS	3:18.018
62	1 LAP	2:09.557 P	26	1 LAP	1:54.153	15	2 LAPS	2:24.347 P	31	53.191	1:50.208 P	41	1 LAP	1:49.979
8	32.900	1:42.649	61	23.669	1:42.661	73	38.374	1:52.691 P	2	54.545	1:49.238 P	8	58.795	1:50.275 P
24	33.249	1:41.647	7	1 LAP	1:54.379	31	39.447	1:41.134	24	1:01.959	1:55.145 P	7	2 LAPS	3:20.776
31	34.335	1:41.196	8	35.355	1:41.346	85	1 LAP	1:54.920	85	1 LAP	2:04.682 P	62	2 LAPS	1:58.323
2	35.830	1:41.141	31	35.655	1:40.211	8	40.919	1:42.906	17	1:17.525	1:45.354	16	1:22.950	2:44.332
66	37.073	1:41.834	24	36.941	1:42.583	2	41.771	1:41.925	64	1 LAP	2:59.095	64	1 LAP	1:48.041
41	49.858	1:45.301	2	37.188	1:40.249	13	1 LAP	2:01.131 P	20	1 LAP	2:52.725	17	1:34.993	1:55.431 P
17	53.871	1:44.881	66	41.328	1:43.146	24	43.278	1:43.679	19	1 LAP	3:18.793	20	1 LAP	1:51.606
37	53.954	1:55.079 P	79	1 LAP	2:00.320	6	1 LAP	2:05.221 P	79	1 LAP	2:07.983 P	19	1 LAP	1:50.690
19	1:06.463	1:49.287	17	1:00.377	1:45.397	5	1 LAP	2:05.725 P				61	1:45.980	2:41.158
18	1:09.446	1:43.898	41	1:07.662	1:56.695 P	26	1 LAP	2:06.193 P						
36	1:14.205	1:48.909	36	1:24.403	1:49.089	7	1 LAP	2:04.900 P						
57	1:22.644	1:52.071	19	1:25.399	1:57.827 P	66	54.565	1:50.579 P						
63	1:24.613	1:49.872	18	1:25.964	1:55.409 P	79	1 LAP	1:57.486						
64	1:24.695	1:46.056	57	1:31.866	1:48.113	17	1:08.635	1:45.600						
20	1:26.239	1:49.886	63	1:35.197	1:49.475	22	1 LAP	2:54.001						
15	1 LAP	2:12.022				36	1:35.366	1:48.305						
10	1:32.939	1:50.850												

# 30 Minute Pit Stop Race for Two Drivers

## RACE 8 - LAP CHART

Lap 11			Lap 12			Lap 13			Lap 14			Lap 15		
No	Behind	Laptime	No	Behind	Laptime	No	Behind	Laptime	No	Behind	Laptime	No	Behind	Laptime
75		1:38.974	75		1:47.033 P	75		2:24.058	75		1:42.934	75		1:41.928
1	3.011	1:49.940 P	82	1 LAP	1:42.039	2	1 LAP	1:43.916	2	1 LAP	1:43.272	9	2 LAPS	1:53.801
9	2 LAPS	2:47.090	19	2 LAPS	1:57.893	66	1 LAP	1:48.110	10	2 LAPS	1:59.748	13	2 LAPS	1:50.307
22	2 LAPS	1:50.757	22	2 LAPS	1:50.787	1	4.928	1:42.285	1	3.787	1:41.793	1	4.634	1:42.775
55	2 LAPS	2:46.448	55	2 LAPS	1:48.293	17	1 LAP	1:51.212	66	1 LAP	1:47.055	2	1 LAP	1:45.531
10	2 LAPS	3:01.519	9	2 LAPS	1:53.936	85	2 LAPS	1:52.648	17	1 LAP	1:51.829	8	1 LAP	1:51.382
82	1 LAP	1:42.893	10	2 LAPS	1:54.044	79	3 LAPS	1:56.209	85	2 LAPS	1:51.226	29	2 LAPS	1:55.016
29	2 LAPS	2:47.516	36	2 LAPS	3:28.052	24	1 LAP	1:49.406	24	1 LAP	1:49.822	66	1 LAP	1:47.392
13	2 LAPS	1:49.116	29	2 LAPS	1:52.925	5	2 LAPS	1:52.586	79	3 LAPS	1:55.120	10	2 LAPS	1:57.613
31	1 LAP	2:57.577	31	1 LAP	1:44.398	41	1 LAP	1:50.233	5	2 LAPS	1:51.796	15	4 LAPS	2:19.472
37	1 LAP	1:44.260	8	1 LAP	2:58.763	16	32.069	1:41.269	16	31.296	1:42.161	17	1 LAP	1:50.660
73	1 LAP	1:44.434	37	1 LAP	1:45.190	6	2 LAPS	1:53.191	41	1 LAP	1:51.980	18	6 LAPS	4:48.164
66	1 LAP	1:47.082	73	1 LAP	1:44.977	64	1 LAP	1:44.658	6	2 LAPS	1:53.214	24	1 LAP	1:49.956
85	2 LAPS	2:52.582	13	2 LAPS	1:51.139	7	2 LAPS	1:56.240	64	1 LAP	1:44.810	16	31.895	1:42.527
2	1 LAP	3:12.611	66	1 LAP	1:48.083	61	56.492	1:43.492	61	56.429	1:42.871	85	2 LAPS	1:55.874
5	2 LAPS	1:55.318	17	1 LAP	2:38.715	62	2 LAPS	1:58.174	82	1:02.468	1:42.386	79	3 LAPS	1:55.105
24	1 LAP	3:09.902	79	3 LAPS	4:17.571	82	1:03.016	1:42.715	7	2 LAPS	1:57.181	5	2 LAPS	1:51.669
41	1 LAP	1:50.158	2	1 LAP	1:46.161	57	1 LAP	1:50.743	57	1 LAP	1:51.132	41	1 LAP	1:50.884
6	2 LAPS	1:56.298	85	2 LAPS	1:52.620	63	1 LAP	1:53.112	63	1 LAP	1:49.910	64	1 LAP	1:43.727
15	3 LAPS	2:13.812	1	46.701	2:30.723	55	1 LAP	1:45.954	62	2 LAPS	1:57.661	61	56.912	1:42.411
7	2 LAPS	1:55.981	24	1 LAP	1:48.611	22	1 LAP	1:48.835	55	1 LAP	1:45.077	82	1:00.476	1:39.936
62	2 LAPS	1:55.452	5	2 LAPS	1:54.522	19	1 LAP	1:48.823	22	1 LAP	1:47.789	6	2 LAPS	1:54.196
16	1:18.796	1:42.775	41	1 LAP	1:49.829	15	3 LAPS	2:17.527	19	1 LAP	1:47.381	7	2 LAPS	1:55.978
64	1 LAP	1:44.233	6	2 LAPS	1:54.134	36	1 LAP	1:48.946	73	1:31.909	1:42.684	57	1 LAP	1:52.058
63	1 LAP	2:50.105	16	1:14.858	1:43.095	73	1:32.159	1:46.302	37	1:33.205	1:43.764	63	1 LAP	1:50.836
57	1 LAP	2:51.594	7	2 LAPS	1:59.499	37	1:32.375	1:45.562	31	1:34.187	1:44.471	62	2 LAPS	1:58.389
61	1:41.004	1:41.953	18	4 LAPS	8:27.756 P	9	1 LAP	1:54.541	36	1 LAP	1:48.845	22	1 LAP	1:48.444
20	1 LAP	1:49.819	62	2 LAPS	1:56.969	31	1:32.650	1:48.878				73	1:33.962	1:43.981
			64	1 LAP	1:45.015	29	1 LAP	1:51.721				37	1:34.748	1:43.471
			15	3 LAPS	2:17.786	13	1 LAP	1:46.278				31	1:34.761	1:42.502
			61	1:37.058	1:43.087	8	1:40.150	1:51.063				19	1 LAP	1:49.313
			57	1 LAP	1:52.094									
			63	1 LAP	1:53.096									
			20	1 LAP	1:49.144									
			82	1:44.359	1:40.393									
			55	1 LAP	1:48.171									
			22	1 LAP	1:50.055									

# 30 Minute Pit Stop Race for Two Drivers

## RACE 8 - LAP CHART

Lap 16			Lap 17			Lap 18		
No	Behind	Laptime	No	Behind	Laptime	No	Behind	Laptime
75		1:42.043	75		1:40.028	75		1:44.178
36	2 LAPS	1:48.170	22	2 LAPS	1:49.054	63	2 LAPS	1:50.557
1	3.857	1:41.266	19	2 LAPS	1:48.494	57	2 LAPS	1:51.825
2	1 LAP	1:43.691	1	7.613	1:43.784	22	2 LAPS	1:48.284
13	2 LAPS	1:48.890	2	1 LAP	1:43.236	1	5.823	1:42.388
9	2 LAPS	1:53.637	36	2 LAPS	1:49.183	2	1 LAP	1:42.082
8	1 LAP	1:48.712	62	3 LAPS	2:02.213	19	2 LAPS	1:50.908
55	2 LAPS	2:19.048 P	13	2 LAPS	1:47.327	7	3 LAPS	1:56.371
66	1 LAP	1:47.739	8	1 LAP	1:48.063	36	2 LAPS	1:48.668
29	2 LAPS	1:51.468	66	1 LAP	1:46.953	13	2 LAPS	1:47.098
10	2 LAPS	1:54.749	9	2 LAPS	1:53.820	8	1 LAP	1:49.419
17	1 LAP	1:51.488	29	2 LAPS	1:50.806	66	1 LAP	1:47.717
16	34.330	1:44.478	16	35.486	1:41.184	62	3 LAPS	2:01.001
18	6 LAPS	1:49.597	18	6 LAPS	1:48.787	16	36.417	1:45.109
24	1 LAP	1:50.524	17	1 LAP	1:50.756	9	2 LAPS	1:54.577
85	2 LAPS	1:52.887	24	1 LAP	1:49.807	29	2 LAPS	1:55.185
5	2 LAPS	1:52.608	85	2 LAPS	1:51.781	18	6 LAPS	1:50.054
79	3 LAPS	1:55.833	61	58.316	1:43.369	17	1 LAP	1:52.041
61	54.975	1:40.106	82	1:01.796	1:43.170	24	1 LAP	1:49.922
41	1 LAP	1:50.223	5	2 LAPS	1:52.382	61	58.208	1:44.070
64	1 LAP	1:44.377	79	3 LAPS	1:55.586	82	59.112	1:41.494
15	4 LAPS	2:15.206	41	1 LAP	1:52.704	85	2 LAPS	1:57.191
82	58.654	1:40.221	6	2 LAPS	1:55.375	5	2 LAPS	1:52.701
6	2 LAPS	1:53.178	15	4 LAPS	2:15.011	41	1 LAP	1:50.145
73	1:34.121	1:42.202	73	1:36.401	1:42.308	79	3 LAPS	1:56.575
57	1 LAP	1:50.963	37	1:41.010	1:44.527	6	2 LAPS	1:55.392
63	1 LAP	1:50.818	31	1:42.087	1:44.919	73	1:40.063	1:47.840
37	1:36.511	1:43.806				31	1:41.699	1:43.790
7	2 LAPS	1:56.997				37	1:41.800	1:44.968
31	1:37.196	1:44.478				15	4 LAPS	2:13.697

# MGCC Kimber Trophy Race

## RACE 9 - CLASSIFICATION

POS	NO	CL	NAME	NAT	ENTRY	LAPS	TIME	GAP	DIFF	MPH	BEST	ON
1	98	E	Tony SEBER		Wolsey Hornet Special	8	15:44.061			68.60	1:53.089	7
2	35	D	Tom DARK		MG Q	8	15:44.436	0.375	0.375	68.58	1:53.746	8
3	96	E	John BISHOP		MG PA/TC	8	15:46.869	2.808	2.433	68.40	1:54.554	7
4	28	E	Paul P MULLINS		MG K1	8	15:59.481	15.420	12.612	67.50	1:57.343	5
5	24	E	Charles JONES		MG L 1	8	16:03.496	19.435	4.015	67.22	1:57.476	4
6	33	D	Mike DOWLEY		MG PB	8	16:32.211	48.150	28.715	65.27	2:00.721	3
7	18	C	Tim METCALFE		Rapier Phoenix Park	8	16:36.915	52.854	4.704	64.97	2:02.206	6
8	15	C	Peter FENICHEL		MG K1	8	16:41.976	57.915	5.061	64.64	2:02.371	5
9	20	E	Andy KING		MG KN ss	8	16:43.858	59.797	1.882	64.52	1:59.424	6
10	17	C	Barry FOSTER		MG Montherly Midget	8	17:38.200	1:54.139	54.342	61.20	2:09.580	7
11	11	D	Peter GREEN		MG K3	7	15:57.626	1 lap	1 lap	59.18	2:13.488	5
12	39	D	Arjen van GELDEREN		MG KN	7	15:58.563	1 lap	0.937	59.12	2:09.849	5
13	10	C	David COOKSEY		MG Montherly Midget	7	16:08.736	1 lap	10.173	58.50	2:15.547	7
14	16	C	Howard MAGUIRE		MG K3	7	16:24.830	1 lap	16.094	57.54	2:18.393	6
15	1	D	Phillipe DOUCHET		MG K3	7	17:00.526	1 lap	35.696	55.53	2:21.668	7
16	41	C	Mark REECE		MG PB	7	17:01.628	1 lap	1.102	55.47	2:13.315	7
17	43	C	Oliver RICHARDSON		MG Montherly Midget	7	17:03.566	1 lap	1.938	55.36	2:22.529	7
18	40	C	Jane METCALFE		MG NA	7	17:03.883	1 lap	0.317	55.35	2:21.863	7
19	14	A	Fred BOOTHBY		MG J2	7	17:40.117	1 lap	36.234	53.46	2:27.908	5

NOT CLASSIFIED

DNF 23 E David DOWNES MG NA 0

FASTEST LAP

98	E	Tony SEBER	Wolsey Hornet Special	7	1:53.089	71.59 mph	115.21 kph
35	D	Tom DARK	MG Q	8	1:53.746	71.17 mph	114.55 kph
18	C	Tim METCALFE	Rapier Phoenix Park	6	2:02.206	66.25 mph	106.62 kph
14	A	Fred BOOTHBY	MG J2	5	2:27.908	54.73 mph	88.09 kph

Weather / Track : Bright / Dry

These results are provisional until the conclusion of any judicial and technical matters.

Silverstone International  
Circuit Length = 2.2490 miles  
Start: 16:18 End: 16:36

Clerk of Course :	Timekeeper :
-------------------	--------------

# MGCC Kimber Trophy Race

## RACE 9 - LAP CHART

Lap 1			Lap 2			Lap 3			Lap 4			Lap 5		
No	Behind	Laptime	No	Behind	Laptime	No	Behind	Laptime	No	Behind	Laptime	No	Behind	Laptime
98		2:06.145	98		1:56.642	98		2:00.881	98		2:00.082	98		1:56.262
35	0.976	2:07.121	35	0.327	1:55.993	35	0.089	2:00.643	96	0.274	1:55.845	35	0.023	1:55.757
96	3.833	2:09.978	28	7.303	1:59.662	96	4.511	1:57.901	35	0.528	2:00.521	96	0.721	1:56.709
28	4.283	2:10.428	96	7.491	2:00.300	28	4.747	1:58.325	28	2.318	1:57.653	28	3.399	1:57.343
24	4.567	2:10.712	24	8.176	2:00.251	24	6.189	1:58.894	24	3.583	1:57.476	24	6.427	1:59.106
33	6.489	2:12.634	20	11.241	2:00.190	33	12.794	2:00.721	33	16.155	2:03.443	14	1 LAP	2:30.596
20	7.693	2:13.838	33	12.954	2:03.107	18	18.948	2:03.499	18	22.117	2:03.251	41	1 LAP	3:18.511
15	9.079	2:15.224	18	16.330	2:03.333	15	20.103	2:03.879	15	23.051	2:03.030	33	24.271	2:04.378
18	9.639	2:15.784	15	17.105	2:04.668	20	35.296	2:24.936	20	38.071	2:02.857	18	28.399	2:02.544
17	15.900	2:22.045	17	30.677	2:11.419	17	42.617	2:12.821	17	52.968	2:10.433	15	29.160	2:02.371
11	16.650	2:22.795	11	35.129	2:15.121	39	45.894	2:10.706	39	1:10.466	2:24.654	20	42.357	2:00.548
39	22.359	2:28.504	39	36.069	2:10.352	11	52.619	2:18.371	11	1:10.801	2:18.264	17	1:07.648	2:10.942
41	22.781	2:28.926	41	39.601	2:13.462	41	57.665	2:18.945	10	1:16.687	2:16.874	39	1:24.053	2:09.849
16	23.232	2:29.377	10	44.446	2:17.353	10	59.895	2:16.330	16	1:24.335	2:21.188	11	1:28.027	2:13.488
10	23.735	2:29.880	16	45.197	2:18.607	16	1:03.229	2:18.913	1	1:46.077	2:24.563	10	1:36.068	2:15.643
1	28.151	2:34.296	1	56.050	2:24.541	1	1:21.596	2:26.427	43	1:47.608	2:25.842	16	1:46.847	2:18.774
43	29.381	2:35.526	43	56.883	2:24.144	43	1:21.848	2:25.846	40	1:48.217	2:25.589			
40	31.844	2:37.989	40	57.706	2:22.504	40	1:22.710	2:25.885						
14	37.801	2:43.946	14	1:11.412	2:30.253	14	1:40.239	2:29.708						

# MGCC Kimber Trophy Race

## RACE 9 - LAP CHART

Lap 6			Lap 7			Lap 8		
No	Behind	Laptime	No	Behind	Laptime	No	Behind	Laptime
35		1:55.769	98		1:53.089	98		1:53.583
96	1.418	1:56.489	35	0.212	1:54.886	35	0.375	1:53.746
98	1.585	1:57.377	96	1.298	1:54.554	96	2.808	1:55.093
28	5.853	1:58.246	10	1 LAP	2:17.109	11	1 LAP	2:15.140
24	9.666	1:59.031	28	9.937	1:58.758	39	1 LAP	2:16.860
1	1 LAP	2:24.997	24	13.780	1:58.788	28	15.420	1:59.066
43	1 LAP	2:25.306	16	1 LAP	2:18.393	24	19.435	1:59.238
40	1 LAP	2:26.398	33	39.131	2:04.039	10	1 LAP	2:15.547
33	29.766	2:01.287	18	43.278	2:03.139	16	1 LAP	2:19.578
18	34.813	2:02.206	15	46.044	2:04.565	33	48.150	2:02.602
15	36.153	2:02.785	1	1 LAP	2:24.034	18	52.854	2:03.159
41	1 LAP	2:14.691	43	1 LAP	2:24.373	15	57.915	2:05.454
20	45.989	1:59.424	40	1 LAP	2:23.655	20	59.797	2:00.947
14	1 LAP	2:27.908	20	52.433	2:01.118	1	1 LAP	2:21.668
17	1:22.208	2:10.352	41	1 LAP	2:13.778	41	1 LAP	2:13.315
39	1:45.899	2:17.638	14	1 LAP	2:29.142	43	1 LAP	2:22.529
11	1:46.682	2:14.447	17	1:37.114	2:09.580	40	1 LAP	2:21.863
						17	1:54.139	2:10.608
						14	1 LAP	2:28.564

### 30 Minute Race for Single Drivers

## RACE 10 - CLASSIFICATION

POS	NO	CL	NAME	ENTRY	LAPS	TIME	GAP	DIFF	MPH	BEST	ON
1	87		<b>Tony LEES</b>	Morgan Plus 8	18	30:17.542			80.18	1:39.562	12
2	16		<b>Ian STAINES</b>	MG Midget	18	30:18.199	<b>0.657</b>	0.657	80.15	1:39.097	9
3	24		<b>David WOOD</b>	MG LE 500	18	30:46.104	<b>28.562</b>	27.905	78.94	1:40.653	6
4	93		<b>Paul CONWAY</b>	Morgan Plus 8	18	30:46.170	<b>28.628</b>	0.066	78.93	1:39.997	6
5	70		<b>Dan LUDLOW</b>	Rover Metro Gti	18	31:09.468	<b>51.926</b>	23.298	77.95	1:41.861	9
6	32		<b>Dominic MOONEY</b>	Austin Healey Sprite	18	31:14.326	<b>56.784</b>	4.858	77.75	1:41.344	16
7	12		<b>Philip STANDISH</b>	MG TF 190	18	31:19.458	<b>1:01.916</b>	5.132	77.54	1:42.968	18
8	14		<b>Bolaji ODUNSI</b>	MGF TF 190	18	31:59.710	<b>1:42.168</b>	40.252	75.91	1:45.009	17
9	36		<b>Peter MALLETT</b>	Ford Capri 3.0S'	17	30:29.169	<b>1 lap</b>	1 lap	75.24	1:45.547	10
10	37		<b>Timothy BRYAN</b>	MG BGT V8	17	30:31.533	<b>1 lap</b>	2.364	75.14	1:45.177	16
11	35		<b>Alasdair BRUCE</b>	MG B	17	30:32.616	<b>1 lap</b>	1.083	75.10	1:45.808	16
12	72		<b>Bob LINES</b>	Jaguar D Type Replica	17	30:36.774	<b>1 lap</b>	4.158	74.93	1:45.321	9
13	42		<b>Howard VIZOR</b>	MG Midget	17	30:41.126	<b>1 lap</b>	4.352	74.75	1:46.218	13
14	45		<b>Jim MACKIE</b>	Austin Healey Sprite	17	30:52.495	<b>1 lap</b>	11.369	74.29	1:46.603	14
15	27		<b>Phil ATTWOOD</b>	MG Midget	17	30:53.778	<b>1 lap</b>	1.283	74.24	1:46.372	9
16	64		<b>Julia PENFOLD</b>	MG ZR 160	17	31:33.861	<b>1 lap</b>	40.083	72.67	1:48.487	6
17	82		<b>Helen WADDINGTON</b>	MG ZR 160	16	30:36.453	<b>2 laps</b>	1 lap	70.53	1:51.990	5
18	59		<b>Simon POLLEY</b>	MG Midget	16	30:55.602	<b>2 laps</b>	19.149	69.81	1:52.298	15
19	61		<b>Brian RATCLIFF</b>	MG BGT	16	31:08.142	<b>2 laps</b>	12.540	69.34	1:52.063	6
20	4		<b>Les TYLER</b>	Rover Mini	16	32:00.450	<b>2 laps</b>	52.308	67.45	1:56.898	5
NOT CLASSIFIED											
DNF	90		<b>Goff HOLMES</b>	MG TF	14	24:48.258	<b>4 laps</b>	2 laps	76.16	1:43.194	8
DNF	83		<b>David COULTHARD</b>	MG ZR 190	11	18:48.959	<b>7 laps</b>	3 laps	78.88	1:40.504	6
DNC	96		<b>Brian DUGDALE</b>	Lancia Fulvia Zagato	6	31:06.222	<b>12 laps</b>	5 laps	26.03	2:07.575	3
DNF	60		<b>John COLLINSON</b>	Austin Healey Sprite	5	9:46.273	<b>13 laps</b>	1 lap	69.04	1:45.122	2
DNF	3		<b>Simon GRIFFITHS</b>	MG Midget	1	2:07.472	<b>17 laps</b>	4 laps	63.51	2:07.472	1
FASTEST LAP											
	16		<b>Ian STAINES</b>	MG Midget	9	1:39.097			81.70 mph	131.48 kph	

Weather / Track : Bright / Dry

These results are provisional until the conclusion of any judicial and technical matters.

Silverstone International  
Circuit Length = 2.2490 miles  
Start: 16:46 End: 17:19

Clerk of Course :		Timekeeper :
-------------------	--	--------------

# 30 Minute Race for Single Drivers

## RACE 10 - LAP CHART

Lap 1			Lap 2			Lap 3			Lap 4			Lap 5		
No	Behind	Laptime	No	Behind	Laptime	No	Behind	Laptime	No	Behind	Laptime	No	Behind	Laptime
87		1:49.691	87		1:41.961	87		1:42.553	87		1:40.262	87		1:40.992
24	1.522	1:51.213	24	1.484	1:41.923	24	0.945	1:42.014	16	0.795	1:39.710	16	0.688	1:40.885
93	1.609	1:51.300	93	2.615	1:42.967	16	1.347	1:40.753	24	2.132	1:41.449	24	2.111	1:40.971
83	3.483	1:53.174	16	3.147	1:41.055	93	2.425	1:42.363	93	2.689	1:40.526	93	2.822	1:41.125
32	3.822	1:53.513	83	3.975	1:42.453	83	3.285	1:41.863	83	4.426	1:41.403	83	5.436	1:42.002
16	4.053	1:53.744	32	5.612	1:43.751	32	7.585	1:44.526	32	10.828	1:43.505	32	14.234	1:44.398
12	5.274	1:54.965	12	7.324	1:44.011	70	9.869	1:43.988	70	11.993	1:42.386	70	14.485	1:43.484
70	7.109	1:56.800	70	8.434	1:43.286	12	10.320	1:45.549	12	13.936	1:43.878	12	16.572	1:43.628
90	7.473	1:57.164	90	9.994	1:44.482	90	11.911	1:44.470	90	15.374	1:43.725	90	18.768	1:44.386
14	8.001	1:57.692	14	11.889	1:45.849	14	15.212	1:45.876	14	21.049	1:46.099	14	25.921	1:45.864
60	9.042	1:58.733	60	12.203	1:45.122	60	17.747	1:48.097	60	26.929	1:49.444	37	35.421	1:48.054
42	9.721	1:59.412	42	15.144	1:47.384	42	20.171	1:47.580	37	28.359	1:47.319	42	36.664	1:48.210
37	10.228	1:59.919	37	16.569	1:48.302	37	21.302	1:47.286	42	29.446	1:49.537	36	36.837	1:47.589
45	10.732	2:00.423	35	17.284	1:47.269	36	22.779	1:47.364	35	30.065	1:46.784	35	37.738	1:48.665
35	11.976	2:01.667	36	17.968	1:47.306	35	23.543	1:48.812	36	30.240	1:47.723	96	1 LAP	2:37.682 P
36	12.623	2:02.314	45	18.634	1:49.863	45	24.996	1:48.915	72	34.267	1:48.429	45	43.103	1:49.136
27	13.834	2:03.525	72	20.716	1:47.992	72	26.100	1:47.937	45	34.959	1:50.225	72	43.164	1:49.889
72	14.685	2:04.376	27	21.866	1:49.993	27	28.144	1:48.831	27	35.525	1:47.643	27	43.476	1:48.943
82	17.056	2:06.747	82	27.394	1:52.299	82	37.478	1:52.637	82	49.705	1:52.489	64	59.210	1:50.090
3	17.781	2:07.472	64	27.703	1:51.706	64	37.853	1:52.703	64	50.112	1:52.521	82	1:00.703	1:51.990
64	17.958	2:07.649	61	34.092	1:55.508	59	48.720	1:56.411	59	1:06.125	1:57.667	60	1:10.814	2:24.877 P
61	20.545	2:10.236	59	34.862	1:54.414	4	53.278	1:58.097	61	1:12.626	1:58.738	59	1:20.916	1:55.783
4	22.243	2:11.934	4	37.734	1:57.452	61	54.150	2:02.611	4	1:12.853	1:59.837	61	1:24.593	1:52.959
59	22.409	2:12.100	96	58.846	2:07.793	96	1:23.868	2:07.575				4	1:28.759	1:56.898
96	33.014	2:22.705												

# 30 Minute Race for Single Drivers

## RACE 10 - LAP CHART

Lap 6			Lap 7			Lap 8			Lap 9			Lap 10		
No	Behind	Laptime	No	Behind	Laptime	No	Behind	Laptime	No	Behind	Laptime	No	Behind	Laptime
87		1:39.667	87		1:40.344	87		1:41.048	87		1:39.976	87		1:40.208
16	0.880	1:39.859	16	1.015	1:40.479	16	1.579	1:41.612	16	0.700	1:39.097	16	0.434	1:39.942
24	3.097	1:40.653	93	4.565	1:41.757	93	3.735	1:40.218	93	3.912	1:40.153	93	4.157	1:40.453
93	3.152	1:39.997	24	4.806	1:42.053	24	6.707	1:42.949	24	8.051	1:41.320	24	10.306	1:42.463
83	6.273	1:40.504	83	7.248	1:41.319	83	7.805	1:41.605	83	8.892	1:41.063	83	10.518	1:41.834
32	17.749	1:43.182	4	1 LAP	2:02.025	61	1 LAP	1:53.802	61	1 LAP	1:52.698	82	1 LAP	1:57.876
70	18.892	1:44.074	32	21.136	1:43.731	59	1 LAP	1:56.345	59	1 LAP	1:52.605	70	27.521	1:43.153
12	20.236	1:43.331	70	21.397	1:42.849	70	22.691	1:42.342	70	24.576	1:41.861	32	27.882	1:43.490
90	22.572	1:43.471	12	23.173	1:43.281	32	22.927	1:42.839	32	24.600	1:41.649	12	33.056	1:43.929
14	32.626	1:46.372	90	25.595	1:43.367	12	25.223	1:43.098	12	29.335	1:44.088	90	34.870	1:43.645
37	43.160	1:47.406	14	38.256	1:45.974	90	27.741	1:43.194	90	31.433	1:43.668	61	1 LAP	1:52.983
36	44.081	1:46.911	37	49.622	1:46.806	4	1 LAP	1:59.004	4	1 LAP	1:58.348	59	1 LAP	1:53.923
35	45.069	1:46.998	36	50.379	1:46.642	14	43.421	1:46.213	14	49.267	1:45.822	14	55.726	1:46.667
42	45.534	1:48.537	35	51.285	1:46.560	37	54.303	1:45.729	37	1:00.254	1:45.927	4	1 LAP	1:58.696
72	52.370	1:48.873	42	52.858	1:47.668	36	55.355	1:46.024	36	1:01.808	1:46.429	37	1:06.238	1:46.192
45	53.303	1:49.867	72	59.013	1:46.987	35	56.489	1:46.252	35	1:02.984	1:46.471	36	1:07.147	1:45.547
27	53.724	1:49.915	27	1:00.618	1:47.238	42	1:00.203	1:48.393	42	1:08.294	1:48.067	35	1:09.183	1:46.407
64	1:08.030	1:48.487	45	1:01.024	1:48.065	72	1:05.204	1:47.239	72	1:10.549	1:45.321	42	1:14.908	1:46.822
82	1:13.922	1:52.886	64	1:17.028	1:49.342	27	1:06.278	1:46.708	27	1:12.674	1:46.372	72	1:16.260	1:45.919
59	1:35.418	1:54.169	82	1:27.161	1:53.583	45	1:07.113	1:47.137	45	1:14.110	1:46.973	27	1:19.766	1:47.300
61	1:36.989	1:52.063				64	1:25.067	1:49.087	64	1:34.732	1:49.641	45	1:21.401	1:47.499
						82	1:39.582	1:53.469						

# 30 Minute Race for Single Drivers

## RACE 10 - LAP CHART

Lap 11			Lap 12			Lap 13			Lap 14			Lap 15		
No	Behind	Laptime	No	Behind	Laptime	No	Behind	Laptime	No	Behind	Laptime	No	Behind	Laptime
87		1:40.121	87		1:39.562	87		1:39.768	87		1:39.960	87		1:39.842
16	0.533	1:40.220	16	0.601	1:39.630	16	0.391	1:39.558	16	0.548	1:40.117	16	0.735	1:40.029
64	1 LAP	1:49.886	93	7.692	1:41.908	4	2 LAPS	2:00.268	27	1 LAP	1:48.841	72	1 LAP	1:45.940
93	5.346	1:41.310	24	14.941	1:41.659	93	9.803	1:41.879	45	1 LAP	1:48.735	42	1 LAP	1:47.001
83	12.136	1:41.739	64	1 LAP	1:52.899	24	17.700	1:42.527	93	12.878	1:43.035	27	1 LAP	1:47.554
24	12.844	1:42.659	70	32.152	1:42.210	64	1 LAP	1:50.265	24	21.159	1:43.419	45	1 LAP	1:46.603
70	29.504	1:42.104	32	32.528	1:42.340	70	34.877	1:42.493	4	2 LAPS	2:00.252	93	16.657	1:43.621
32	29.750	1:41.989	12	40.863	1:43.879	32	35.140	1:42.380	32	37.136	1:41.956	24	23.320	1:42.003
82	1 LAP	1:55.293	90	44.608	1:45.815	12	44.869	1:43.774	70	39.034	1:44.117	70	42.169	1:42.977
12	36.546	1:43.611	82	1 LAP	1:57.978	90	50.127	1:45.287	64	1 LAP	1:51.801	32	46.104	1:48.810
90	38.355	1:43.606	61	1 LAP	1:56.860	82	1 LAP	1:52.637	12	48.864	1:43.955	4	2 LAPS	2:00.141
61	1 LAP	1:56.081	14	1:08.446	1:46.398	14	1:15.183	1:46.505	90	1:12.145	2:01.978 P	64	1 LAP	1:49.626
59	1 LAP	1:55.114	59	1 LAP	1:56.864	61	1 LAP	1:54.709	82	1 LAP	1:53.174	12	52.939	1:43.917
14	1:01.610	1:46.005	37	1:20.418	1:46.143	59	1 LAP	1:54.644	14	1:21.024	1:45.801	14	1:27.083	1:45.901
37	1:13.837	1:47.720	36	1:21.638	1:45.953	37	1:27.024	1:46.374	36	1:34.634	1:46.838	82	1 LAP	1:53.372
36	1:15.247	1:48.221	35	1:23.114	1:46.802	36	1:27.756	1:45.886	37	1:35.951	1:48.887			
35	1:15.874	1:46.812	72	1:29.249	1:46.085	35	1:29.928	1:46.582	61	1 LAP	1:52.950			
42	1:22.481	1:47.694	42	1:30.088	1:47.169	72	1:35.508	1:46.027	35	1:37.030	1:47.062			
72	1:22.726	1:46.587	27	1:35.228	1:48.043	42	1:36.538	1:46.218	59	1 LAP	1:54.171			
4	1 LAP	2:00.145	45	1:36.497	1:47.478									
27	1:26.747	1:47.102												
45	1:28.581	1:47.301												

# 30 Minute Race for Single Drivers

## RACE 10 - LAP CHART

Lap 16			Lap 17			Lap 18		
No	Behind	Laptime	No	Behind	Laptime	No	Behind	Laptime
87		1:41.164	87		1:40.143	87		1:40.280
36	1 LAP	1:47.030	16	0.592	1:39.952	16	0.657	1:40.345
16	0.783	1:41.212	82	2 LAPS	1:55.537	36	1 LAP	1:45.842
37	1 LAP	1:47.064	36	1 LAP	1:45.550	37	1 LAP	1:47.228
35	1 LAP	1:46.731	37	1 LAP	1:45.177	35	1 LAP	1:46.934
72	1 LAP	1:46.980	35	1 LAP	1:45.808	82	2 LAPS	1:54.486
61	2 LAPS	1:54.130	72	1 LAP	1:45.373	72	1 LAP	1:46.820
42	1 LAP	1:47.018	42	1 LAP	1:47.181	42	1 LAP	1:47.235
59	2 LAPS	1:54.165	61	2 LAPS	1:53.965	24	28.562	1:42.702
45	1 LAP	1:47.887	59	2 LAPS	1:52.298	93	28.628	1:44.549
27	1 LAP	1:49.057	93	24.359	1:44.499	45	1 LAP	1:48.818
93	20.003	1:44.510	24	26.140	1:42.070	27	1 LAP	1:48.889
24	24.213	1:42.057	45	1 LAP	1:47.570	59	2 LAPS	1:54.929
70	45.481	1:44.476	27	1 LAP	1:47.824	96	12 LAPS	2:33.095
32	46.284	1:41.344	70	48.210	1:42.872	61	2 LAPS	2:07.849
12	55.651	1:43.876	32	51.217	1:45.076	70	51.926	1:43.996
64	1 LAP	1:50.005	12	59.228	1:43.720	32	56.784	1:45.847
4	2 LAPS	2:00.074	64	1 LAP	1:48.860	12	1:01.916	1:42.968
14	1:31.289	1:45.370	4	2 LAPS	1:58.291	64	1 LAP	1:49.293
96	11 LAPS	19:17.372	14	1:36.155	1:45.009	14	1:42.168	1:46.293
						4	2 LAPS	1:58.988

# Signtec Trophy Race for 50's & 60's Sports Cars

## QUALIFYING - RACE 11 - CLASSIFICATION

POS	NO	CL	NAME	ENTRY	TIME	ON	LAPS	GAP	DIFF	MPH
1	22	4	Tom SMITH	MG B	1:42.924	8	9			78.66
2	44	4	Jeremy COTTINGHAM	MGB	1:46.178	7	8	3.254	3.254	76.25
3	1	4	David BERESFORD	MGB	1:47.238	6	8	4.314	1.060	75.49
4	84	4	Mike HARRIS	MGB	1:47.386	7	8	4.462	0.148	75.39
5	80	4	Alex QUATTLEBAUM	Elva Courier	1:48.221	6	8	5.297	0.835	74.81
6	74	4	John YEA	MG B Roadster	1:48.654	7	8	5.730	0.433	74.51
7	35	4	David GARDNER	MGB	1:48.680	6	7	5.756	0.026	74.49
8	69	4	Rob CULL	TVR Grantura	1:48.687	8	8	5.763	0.007	74.49
9	73	4	Graham SHRINGLEY JONES	MG B Roadster	1:49.355	7	8	6.431	0.668	74.03
10	30	4	Ron CODY	MGA	1:49.422	8	8	6.498	0.067	73.99
11	6	5	John ANDON	Triumph TR4	1:49.683	7	8	6.759	0.261	73.81
12	27		Bob ALLEN	MG B	1:50.346	6	8	7.422	0.663	73.37
13	64	4	Colin ELSTROP	TVR Grantura	1:50.532	7	7	7.608	0.186	73.24
14	26	4	Diane OSBORNE	MGB	1:50.563	8	8	7.639	0.031	73.22
15	65	4	Neil HARDY	Austin Healey 100M	1:50.965	7	8	8.041	0.402	72.96
16	77	5	Pete FOSTER	Triumph TR4	1:51.747	7	7	8.823	0.782	72.45
17	25	4	Tim PATCHETT	MG B	1:51.780	6	8	8.856	0.033	72.43
18	17	4	Richard SKINNER	MG B Roadster	1:52.058	3	5	9.134	0.278	72.25
19	38	4	Peter BARNARD	Elva Courier	1:53.169	6	8	10.245	1.111	71.54
20	66	4	Graham FORRESTER	MG B	1:53.795	2	6	10.871	0.626	71.14
21	5	4	Steve HALL	MGB	1:54.896	7	7	11.972	1.101	70.46
22	83	4	Harvey WOODS	Ashley MG Midget	1:54.979	6	7	12.055	0.083	70.41
23	60	4	Nick CREWSDON	MGB	1:56.292	5	8	13.368	1.313	69.62
24	88	5	Andrew SOMERVILLE	Triumph TR4	1:57.286	4	7	14.362	0.994	69.03
25	28	2	Clive COCKS	WSM Sprite	1:57.400	7	7	14.476	0.114	68.96
26	63	4	Graham BATES	MG B	1:57.410	6	8	14.486	0.010	68.95
27	56	5	Nils-Fredrick NYBLEUS	Austin Healey 100M	1:57.575	4	7	14.651	0.165	68.86
28	47	3	Simon MERRIOTT	Tornado Talisman	1:58.276	3	5	15.352	0.701	68.45
29	12	3	Simon GURNEY	MG A Sebring	1:58.515	7	7	15.591	0.239	68.31
30	52	2	Helen ELSTROP	Triumph Spitfire	1:58.574	7	7	15.650	0.059	68.28
31	98	5	Mark PANGBORN	Austin Healey 100M	1:58.839	7	7	15.915	0.265	68.12
32	87	3	Nigel BANCROFT	MGA	2:01.441	6	7	18.517	2.602	66.66
33	7	2	Brian ARCULUS	WSM Midget	2:01.660	4	7	18.736	0.219	66.54
34	68	2	Richard McKOEN	MG Midget	2:03.382	7	7	20.458	1.722	65.62
35	75	2	Pat ARCULUS	Lotus Elite	2:06.767	6	7	23.843	3.385	63.86
36	10	4	Terry BRYANT	MG A Roadster	2:07.447	7	7	24.523	0.680	63.52

**CAR 38 - TRANSPONDER NOT WORKING - FIX OR YOU WILL BE IGNORED IN THE RACE**

Car 25 - Transponder low battery - please charge

Weather / Track : Bright / Dry

These results are provisional until the conclusion of any judicial and technical matters.

Silverstone International  
Circuit Length = 2.2490 miles  
Start: 10:00 End: 10:17

Clerk of Course :	Timekeeper :
-------------------	--------------

# Signtec Trophy Race for 50's & 60's Sports Cars

## QUALIFYING - RACE 11 - LAP ANALYSIS

<b>1</b>	<b>David BERESFORD</b>			<b>4 MGB</b>			
1 -	1:58.394	+ 11.156	10:02:59.895	5 -	1:49.308	+ 2.070	10:10:15.008
2 -	1:50.693	+ 3.455	10:04:50.588	6 -	<b>1:47.238</b>		<b>10:12:02.246</b>
3 -	1:47.780	+ 0.542	10:06:38.368	7 -	1:47.245	+ 0.007	10:13:49.491
4 -	1:47.332	+ 0.094	10:08:25.700	8 -	1:47.602	+ 0.364	10:15:37.093
<b>5</b>	<b>Steve HALL</b>			<b>4 MGB</b>			
1 -	2:23.393	+ 28.497	10:03:52.739	5 -	1:56.148	+ 1.252	10:11:39.856
2 -	1:58.038	+ 3.142	10:05:50.777	6 -	1:56.072	+ 1.176	10:13:35.928
3 -	1:57.654	+ 2.758	10:07:48.431	7 -	<b>1:54.896</b>		<b>10:15:30.824</b>
4 -	1:55.277	+ 0.381	10:09:43.708				
<b>6</b>	<b>John ANDON</b>			<b>5 Triumph TR4</b>			
1 -	2:03.082	+ 13.399	10:02:59.373	5 -	1:51.072	+ 1.389	10:10:32.411
2 -	1:55.797	+ 6.114	10:04:55.170	6 -	1:51.974	+ 2.291	10:12:24.385
3 -	1:53.367	+ 3.684	10:06:48.537	7 -	<b>1:49.683</b>		<b>10:14:14.068</b>
4 -	1:52.802	+ 3.119	10:08:41.339	8 -	1:50.195	+ 0.512	10:16:04.263
<b>7</b>	<b>Brian ARCULUS</b>			<b>2 WSM Midget</b>			
1 -	2:06.062	+ 4.402	10:03:16.860	5 -	2:03.657	+ 1.997	10:11:32.618
2 -	2:07.627	+ 5.967	10:05:24.487	6 -	2:08.748	+ 7.088	10:13:41.366
3 -	2:02.814	+ 1.154	10:07:27.301	7 -	2:02.660	+ 1.000	10:15:44.026
4 -	<b>2:01.660</b>		<b>10:09:28.961</b>				
<b>10</b>	<b>Terry BRYANT</b>			<b>4 MG A Roadster</b>			
1 -	2:21.613	+ 14.166	10:03:45.981	5 -	2:08.554	+ 1.107	10:12:27.263
2 -	2:12.401	+ 4.954	10:05:58.382	6 -	2:07.529	+ 0.082	10:14:34.792
3 -	2:10.668	+ 3.221	10:08:09.050	7 -	<b>2:07.447</b>		<b>10:16:42.239</b>
4 -	2:09.659	+ 2.212	10:10:18.709				
<b>12</b>	<b>Simon GURNEY</b>			<b>3 MG A Sebring</b>			
1 -	2:20.629	+ 22.114	10:03:46.593	5 -	2:02.937	+ 4.422	10:11:51.429
2 -	2:02.803	+ 4.288	10:05:49.396	6 -	1:59.911	+ 1.396	10:13:51.340
3 -	2:00.326	+ 1.811	10:07:49.722	7 -	<b>1:58.515</b>		<b>10:15:49.855</b>
4 -	1:58.770	+ 0.255	10:09:48.492				
<b>17</b>	<b>Richard SKINNER</b>			<b>4 MG B Roadster</b>			
1 -	1:58.052	+ 5.994	10:03:01.256	4 -	1:53.200	+ 1.142	10:08:38.806
2 -	1:52.292	+ 0.234	10:04:53.548	5 -	2:11.223 P	+ 19.165	10:10:50.029
3 -	<b>1:52.058</b>		<b>10:06:45.606</b>				
<b>22</b>	<b>Tom SMITH</b>			<b>4 MG B</b>			
1 -	1:51.492	+ 8.568	10:02:53.709	6 -	1:44.949	+ 2.025	10:11:39.269
2 -	1:44.333	+ 1.409	10:04:38.042	7 -	1:45.364	+ 2.440	10:13:24.633
3 -	1:44.245	+ 1.321	10:06:22.287	8 -	<b>1:42.924</b>		<b>10:15:07.557</b>
4 -	1:46.982	+ 4.058	10:08:09.269	9 -	1:53.616 P	+ 10.692	10:17:01.173
5 -	1:45.051	+ 2.127	10:09:54.320				
<b>25</b>	<b>Tim PATCHETT</b>			<b>4 MG B</b>			
1 -	2:10.831	+ 19.051	10:03:30.899	5 -	1:51.790	+ 0.010	10:11:15.186
2 -	2:02.466	+ 10.686	10:05:33.365	6 -	<b>1:51.780</b>		<b>10:13:06.966</b>
3 -	1:55.430	+ 3.650	10:07:28.795	7 -	1:52.521	+ 0.741	10:14:59.487
4 -	1:54.601	+ 2.821	10:09:23.396	8 -	1:52.257	+ 0.477	10:16:51.744
<b>26</b>	<b>Diane OSBORNE</b>			<b>4 MGB</b>			
1 -	1:58.581	+ 8.018	10:02:54.192	5 -	1:51.253	+ 0.690	10:10:21.838
2 -	1:51.569	+ 1.006	10:04:45.761	6 -	1:50.969	+ 0.406	10:12:12.807
3 -	1:52.588	+ 2.025	10:06:38.349	7 -	1:50.700	+ 0.137	10:14:03.507
4 -	1:52.236	+ 1.673	10:08:30.585	8 -	<b>1:50.563</b>		<b>10:15:54.070</b>
<b>27</b>	<b>Bob ALLEN</b>			<b>MG B</b>			
1 -	2:08.476	+ 18.130	10:03:27.390	5 -	1:50.479	+ 0.133	10:10:59.543

CAR 38 - TRANSPONDER NOT WORKING - FIX OR YOU WILL BE IGNORED IN THE RACE  
 Car 25 - Transponder low battery - please charge  
 Weather / Track : Bright / Dry

Silverstone International  
 Circuit Length = 2.2490 miles  
 Start: 10:00 End: 10:17

# Signtec Trophy Race for 50's & 60's Sports Cars

## QUALIFYING - RACE 11 - LAP ANALYSIS

2 -	1:56.991	+ 6.645	10:05:24.381	6 -	<b>1:50.346</b>		<b>10:12:49.889</b>
3 -	1:53.180	+ 2.834	10:07:17.561	7 -	1:52.582	+ 2.236	10:14:42.471
4 -	1:51.503	+ 1.157	10:09:09.064	8 -	1:51.721	+ 1.375	10:16:34.192
<b>28</b>	<b>Clive COCKS</b>		2		WSM Sprite		
1 -	2:11.261	+ 13.861	10:03:27.064	5 -	1:59.531	+ 2.131	10:11:28.703
2 -	2:04.560	+ 7.160	10:05:31.624	6 -	1:57.622	+ 0.222	10:13:26.325
3 -	1:58.523	+ 1.123	10:07:30.147	7 -	<b>1:57.400</b>		<b>10:15:23.725</b>
4 -	1:59.025	+ 1.625	10:09:29.172				
<b>30</b>	<b>Ron CODY</b>		4		MGA		
1 -	2:00.260	+ 10.838	10:03:04.649	5 -	1:51.179	+ 1.757	10:10:32.780
2 -	1:55.603	+ 6.181	10:05:00.252	6 -	1:51.888	+ 2.466	10:12:24.668
3 -	1:49.976	+ 0.554	10:06:50.228	7 -	1:50.103	+ 0.681	10:14:14.771
4 -	1:51.373	+ 1.951	10:08:41.601	8 -	<b>1:49.422</b>		<b>10:16:04.193</b>
<b>35</b>	<b>David GARDNER</b>		4		MGB		
1 -	2:14.468 P	+ 25.788	10:03:37.266	5 -	1:49.319	+ 0.639	10:12:27.623
2 -	3:12.629	+ 1:23.949	10:06:49.895	6 -	<b>1:48.680</b>		<b>10:14:16.303</b>
3 -	1:52.346	+ 3.666	10:08:42.241	7 -	1:49.120	+ 0.440	10:16:05.423
4 -	1:56.063	+ 7.383	10:10:38.304				
<b>38</b>	<b>Peter BARNARD</b>		4		Elva Courier		
1 -	2:11.929	+ 18.760	10:03:19.581	5 -	1:55.852	+ 2.683	10:11:10.701
2 -	2:02.259	+ 9.090	10:05:21.840	6 -	<b>1:53.169</b>		<b>10:13:03.870</b>
3 -	1:57.207	+ 4.038	10:07:19.047	7 -	1:53.500	+ 0.331	10:14:57.370
4 -	1:55.802	+ 2.633	10:09:14.849	8 -	1:53.800	+ 0.631	10:16:51.170
<b>44</b>	<b>Jeremy COTTINGHAM</b>		4		MGB		
1 -	1:59.656	+ 13.478	10:03:25.320	5 -	1:47.521	+ 1.343	10:10:45.171
2 -	1:54.021	+ 7.843	10:05:19.341	6 -	1:46.708	+ 0.530	10:12:31.879
3 -	1:49.636	+ 3.458	10:07:08.977	7 -	<b>1:46.178</b>		<b>10:14:18.057</b>
4 -	1:48.673	+ 2.495	10:08:57.650	8 -	1:46.723	+ 0.545	10:16:04.780
<b>47</b>	<b>Simon MERRIOTT</b>		3		Tornado Talisman		
1 -	2:10.978	+ 12.702	10:03:35.796	4 -	1:59.995	+ 1.719	10:09:33.522
2 -	1:59.455	+ 1.179	10:05:35.251	5 -	2:47.101 P	+ 48.825	10:12:20.623
3 -	<b>1:58.276</b>		<b>10:07:33.527</b>				
<b>52</b>	<b>Helen ELSTROP</b>		2		Triumph Spitfire		
1 -	2:19.680	+ 21.106	10:03:47.447	5 -	2:00.643	+ 2.069	10:12:06.722
2 -	2:09.430	+ 10.856	10:05:56.877	6 -	1:59.944	+ 1.370	10:14:06.666
3 -	2:04.828	+ 6.254	10:08:01.705	7 -	<b>1:58.574</b>		<b>10:16:05.240</b>
4 -	2:04.374	+ 5.800	10:10:06.079				
<b>56</b>	<b>Nils-Fredrick NYBLEUS</b>		5		Austin Healey 100M		
1 -	2:20.996	+ 23.421	10:03:50.569	5 -	1:58.317	+ 0.742	10:11:46.964
2 -	2:01.908	+ 4.333	10:05:52.477	6 -	1:58.376	+ 0.801	10:13:45.340
3 -	1:58.595	+ 1.020	10:07:51.072	7 -	1:59.200	+ 1.625	10:15:44.540
4 -	<b>1:57.575</b>		<b>10:09:48.647</b>				
<b>60</b>	<b>Nick CREWSDON</b>		4		MGB		
1 -	2:03.821	+ 7.529	10:03:03.491	5 -	<b>1:56.292</b>		<b>10:10:53.172</b>
2 -	1:59.918	+ 3.626	10:05:03.409	6 -	1:57.153	+ 0.861	10:12:50.325
3 -	1:57.099	+ 0.807	10:07:00.508	7 -	1:56.634	+ 0.342	10:14:46.959
4 -	1:56.372	+ 0.080	10:08:56.880	8 -	1:56.981	+ 0.689	10:16:43.940
<b>63</b>	<b>Graham BATES</b>		4		MGB		
1 -	2:04.978	+ 7.568	10:03:03.818	5 -	1:58.134	+ 0.724	10:11:04.037
2 -	2:01.589	+ 4.179	10:05:05.407	6 -	<b>1:57.410</b>		<b>10:13:01.447</b>
3 -	2:01.058	+ 3.648	10:07:06.465	7 -	1:58.569	+ 1.159	10:15:00.016
4 -	1:59.438	+ 2.028	10:09:05.903	8 -	2:00.568	+ 3.158	10:17:00.584

CAR 38 - TRANSPONDER NOT WORKING - FIX OR YOU WILL BE IGNORED IN THE RACE  
 Car 25 - Transponder low battery - please charge  
 Weather / Track : Bright / Dry

Silverstone International  
 Circuit Length = 2.2490 miles  
 Start: 10:00 End: 10:17

## Signtec Trophy Race for 50's & 60's Sports Cars

### QUALIFYING - RACE 11 - LAP ANALYSIS

<b>64</b>	<b>Colin ELSTROP</b>		4 TVR Grantura			
1 -	2:10.309	+ 19.777	10:03:37.479	5 -	2:01.550	+ 11.018
2 -	1:58.217	+ 7.685	10:05:35.696	6 -	1:57.679	+ 7.147
3 -	2:05.034	+ 14.502	10:07:40.730	7 -	<b>1:50.532</b>	
4 -	1:53.037	+ 2.505	10:09:33.767			<b>10:15:23.528</b>
<b>65</b>	<b>Neil HARDY</b>		4 Austin Healey 100M			
1 -	2:04.020	+ 13.055	10:03:32.316	5 -	1:52.010	+ 1.045
2 -	1:57.152	+ 6.187	10:05:29.468	6 -	1:51.744	+ 0.779
3 -	1:53.445	+ 2.480	10:07:22.913	7 -	<b>1:50.965</b>	
4 -	1:51.644	+ 0.679	10:09:14.557	8 -	1:51.039	+ 0.074
						<b>10:14:49.276</b>
<b>66</b>	<b>Graham FORRESTER</b>		4 MG B			
1 -	1:51.289	+ -2.506	10:06:10.938	4 -	1:55.387	+ 1.592
2 -	<b>1:53.795</b>		<b>10:08:04.733</b>	5 -	1:54.256	+ 0.461
3 -	1:53.984	+ 0.189	10:09:58.717	6 -	1:56.424	+ 2.629
						<b>10:15:44.784</b>
<b>68</b>	<b>Richard McKOEN</b>		2 MG Midget			
1 -	2:15.384	+ 12.002	10:03:25.146	5 -	2:07.373	+ 3.991
2 -	2:08.858	+ 5.476	10:05:34.004	6 -	2:04.666	+ 1.284
3 -	2:05.979	+ 2.597	10:07:39.983	7 -	<b>2:03.382</b>	
4 -	2:04.539	+ 1.157	10:09:44.522			<b>10:15:59.943</b>
<b>69</b>	<b>Rob CULL</b>		4 TVR Grantura			
1 -	2:00.668	+ 11.981	10:02:55.865	5 -	1:48.928	+ 0.241
2 -	1:51.349	+ 2.662	10:04:47.214	6 -	1:48.919	+ 0.232
3 -	1:50.943	+ 2.256	10:06:38.157	7 -	1:49.002	+ 0.315
4 -	1:50.287	+ 1.600	10:08:28.444	8 -	<b>1:48.687</b>	
						<b>10:15:43.980</b>
<b>73</b>	<b>Graham SHRINGLEY JONES</b>		4 MG B Roadster			
1 -	2:18.596	+ 29.241	10:03:30.819	5 -	1:53.293	+ 3.938
2 -	2:08.293	+ 18.938	10:05:39.112	6 -	1:49.897	+ 0.542
3 -	2:04.240	+ 14.885	10:07:43.352	7 -	<b>1:49.355</b>	
4 -	1:50.654	+ 1.299	10:09:34.006	8 -	2:00.482	+ 11.127
						<b>10:15:06.551</b>
<b>74</b>	<b>John YEA</b>		4 MG B Roadster			
1 -	2:02.106	+ 13.452	10:03:04.178	5 -	1:49.577	+ 0.923
2 -	1:52.774	+ 4.120	10:04:56.952	6 -	1:48.843	+ 0.189
3 -	1:50.434	+ 1.780	10:06:47.386	7 -	<b>1:48.654</b>	
4 -	1:50.129	+ 1.475	10:08:37.515	8 -	1:49.765	+ 1.111
						<b>10:14:04.589</b>
<b>75</b>	<b>Pat ARCULUS</b>		2 Lotus Elite			
1 -	2:35.539	+ 28.772	10:03:56.639	5 -	2:07.469	+ 0.702
2 -	2:20.249	+ 13.482	10:06:16.888	6 -	<b>2:06.767</b>	
3 -	2:11.553	+ 4.786	10:08:28.441	7 -	2:07.390	+ 0.623
4 -	2:10.907	+ 4.140	10:10:39.348			<b>10:14:53.584</b>
						<b>10:17:00.974</b>
<b>77</b>	<b>Pete FOSTER</b>		5 Triumph TR4			
1 -	2:02.928	+ 11.181	10:03:05.953	5 -	1:53.734	+ 1.987
2 -	1:56.734	+ 4.987	10:05:02.687	6 -	1:52.978	+ 1.231
3 -	2:21.089 P	+ 29.342	10:07:23.776	7 -	<b>1:51.747</b>	
4 -	4:10.457	+ 2:18.710	10:11:34.233			<b>10:17:12.692</b>
<b>80</b>	<b>Alex QUATTLEBAUM</b>		4 Elva Courier			
1 -	2:06.863	+ 18.642	10:03:02.437	5 -	1:49.489	+ 1.268
2 -	1:53.932	+ 5.711	10:04:56.369	6 -	<b>1:48.221</b>	
3 -	1:51.938	+ 3.717	10:06:48.307	7 -	1:48.708	+ 0.487
4 -	1:50.961	+ 2.740	10:08:39.268	8 -	1:49.529	+ 1.308
						<b>10:12:16.978</b>
<b>83</b>	<b>Harvey WOODS</b>		4 Ashley MG Midget			
1 -	2:12.892	+ 17.913	10:03:53.379	5 -	1:56.599	+ 1.620
2 -	2:00.018	+ 5.039	10:05:53.397	6 -	<b>1:54.979</b>	
						<b>10:13:42.282</b>

CAR 38 - TRANSPONDER NOT WORKING - FIX OR YOU WILL BE IGNORED IN THE RACE  
 Car 25 - Transponder low battery - please charge  
 Weather / Track : Bright / Dry

Silverstone International  
 Circuit Length = 2.2490 miles  
 Start: 10:00 End: 10:17

**Signtec Trophy Race for 50's & 60's Sports Cars**  
**QUALIFYING - RACE 11 - LAP ANALYSIS**


3 -	1:58.884	+ 3.905	10:07:52.281	7 -	1:55.944	+ 0.965	10:15:38.226
4 -	1:58.423	+ 3.444	10:09:50.704				
<b>84</b>	<b>Mike HARRIS</b>		<b>4</b>	<b>MGB</b>			
1 -	2:09.279	+ 21.893	10:03:29.121	5 -	1:48.451	+ 1.065	10:10:49.863
2 -	1:53.267	+ 5.881	10:05:22.388	6 -	1:47.831	+ 0.445	10:12:37.694
3 -	1:49.967	+ 2.581	10:07:12.355	7 -	<b>1:47.386</b>		<b>10:14:25.080</b>
4 -	1:49.057	+ 1.671	10:09:01.412	8 -	1:54.064	+ 6.678	10:16:19.144
<b>87</b>	<b>Nigel BANCROFT</b>		<b>3</b>	<b>MGA</b>			
1 -	2:14.812	+ 13.371	10:03:38.907	5 -	2:03.668	+ 2.227	10:11:59.642
2 -	2:06.826	+ 5.385	10:05:45.733	6 -	<b>2:01.441</b>		<b>10:14:01.083</b>
3 -	2:05.943	+ 4.502	10:07:51.676	7 -	2:02.104	+ 0.663	10:16:03.187
4 -	2:04.298	+ 2.857	10:09:55.974				
<b>88</b>	<b>Andrew SOMERVILLE</b>		<b>5</b>	<b>Triumph TR4</b>			
1 -	2:06.115	+ 8.829	10:03:15.407	5 -	1:58.013	+ 0.727	10:11:11.873
2 -	2:00.228	+ 2.942	10:05:15.635	6 -	1:57.498	+ 0.212	10:13:09.371
3 -	2:00.939	+ 3.653	10:07:16.574	7 -	1:57.583	+ 0.297	10:15:06.954
4 -	<b>1:57.286</b>		<b>10:09:13.860</b>				
<b>98</b>	<b>Mark PANGBORN</b>		<b>5</b>	<b>Austin Healey 100M</b>			
1 -	2:09.270	+ 10.431	10:03:13.877	5 -	2:00.993	+ 2.154	10:11:28.050
2 -	2:06.614	+ 7.775	10:05:20.491	6 -	2:01.290	+ 2.451	10:13:29.340
3 -	2:04.735	+ 5.896	10:07:25.226	7 -	<b>1:58.839</b>		<b>10:15:28.179</b>
4 -	2:01.831	+ 2.992	10:09:27.057				

**CAR 38 - TRANSPONDER NOT WORKING - FIX OR YOU WILL BE IGNORED IN THE RACE**  
**Car 25 - Transponder low battery - please charge**  
**Weather / Track : Bright / Dry**

Silverstone International  
 Circuit Length = 2.2490 miles  
 Start: 10:00 End: 10:17

# Signtec Trophy Race for 50's & 60's Sports Cars

## RACE 11 - GRID

ROW 18	2:06.767 75 Pat ARCULUS	2:07.447 10 Terry BRYANT
ROW 17	2:01.660 7 Brian ARCULUS	2:03.382 68 Richard McKOEN
ROW 16	1:58.839 98 Mark PANGBORN	2:01.441 87 Nigel BANCROFT
ROW 15	1:58.515 12 Simon GURNEY	1:58.574 52 Helen ELSTROP
ROW 14	1:57.575 56 Nils-Fredrick NYBLEUS	1:58.276 47 Simon MERRIOTT
ROW 13	1:57.400 28 Clive COCKS	1:57.410 63 Graham BATES
ROW 12	1:56.292 60 Nick CREWSDON	1:57.286 88 Andrew SOMERVILLE
ROW 11	1:54.896 5 Steve HALL	1:54.979 83 Harvey WOODS
ROW 10	1:53.169 38 Peter BARNARD	1:53.795 66 Graham FORRESTER
ROW 9	1:51.780 25 Tim PATCHETT	1:52.058 17 Richard SKINNER
ROW 8	1:50.965 65 Neil HARDY	1:51.747 77 Pete FOSTER
ROW 7	1:50.532 64 Colin ELSTROP	1:50.563 26 Diane OSBORNE
ROW 6	1:49.683 6 John ANDON	1:50.346 27 Bob ALLEN
ROW 5	1:49.355 73 Graham SHRINGLEY JONES	1:49.422 30 Ron CODY
ROW 4	1:48.680 35 David GARDNER	1:48.687 69 Rob CULL
ROW 3	1:48.221 80 Alex QUATTLEBAUM	1:48.654 74 John YEA
ROW 2	1:47.238 1 David BERESFORD	1:47.386 84 Mike HARRIS
ROW 1	1:42.924 22 Tom SMITH	1:46.178 44 Jeremy COTTINGHAM
<b>Pole</b>		
		

Silverstone International  
Circuit Length = 2.2490 miles

**These results are provisional until the conclusion of any judicial and technical matters.**

Clerk of Course :	Timekeeper :
-------------------	--------------

# MGCC Peter Best Insurance Challenge

## QUALIFYING - RACE 14 - CLASSIFICATION

POS	NO	CL	NAME	ENTRY	TIME	ON	LAPS	GAP	DIFF	MPH
1	67	B	Andrew YOUNG	MGC GT	1:41.333	2	8			79.89
2	66	C	Simon CRIPPS	MG BGT V8	1:41.454	4	6	0.121	0.121	79.80
3	70	C	Dan LUDLOW	Rover Metro Gti	1:42.329	5	9	0.996	0.875	79.12
4	63	B	Ron MOORCRAFT	MGB MGB	1:44.560	6	9	3.227	2.231	77.43
5	11	B	David BROOKE	MG BGT	1:44.775	4	7	3.442	0.215	77.27
6	69	B	Peter BRAMBLE	MG B Roadster	1:45.091	2	9	3.758	0.316	77.04
7	57	C	Rob SPENCER	MG B V8	1:45.382	8	8	4.049	0.291	76.82
8	32	B	Alan KYSON	MG BGT V8	1:46.222	3	9	4.889	0.840	76.22
9	28	B	Terry BURROWS	MG B Roadster	1:47.261	6	8	5.928	1.039	75.48
10	74	B	John YEA	MG B Roadster	1:47.332	6	7	5.999	0.071	75.43
11	15	A	James WALPOLE	MG B Roadster	1:47.354	8	9	6.021	0.022	75.41
12	37	C	Barry HOLMES	MG BGT V8	1:47.372	6	8	6.039	0.018	75.40
13	4	C	Ollie NEAVES	MG B Roadster	1:47.407	6	8	6.074	0.035	75.38
14	80	C	Robert BEASLEY	MG Midget	1:47.513	4	8	6.180	0.106	75.30
15	8	A	Lew BERGONZI	MGB Roadster	1:47.517	6	8	6.184	0.004	75.30
16	87	B	Ben RODZIEWICZ	MG BGT V8	1:47.832	5	8	6.499	0.315	75.08
17	33	A	Peter ANDREWS	MG B Roadster	1:47.918	6	7	6.585	0.086	75.02
18	52	B	Robert CAMPBELL	MG Midget	1:48.546	4	6	7.213	0.628	74.58
19	18	A	Simon TINKLER	MG BGT	1:48.687	7	8	7.354	0.141	74.49
20	38	A	James DARBY	MG BGT	1:48.929	8	8	7.596	0.242	74.32
21	3	C	Dan NEAVES	MG B Roadster	1:48.984	4	5	7.651	0.055	74.28
22	71	F	John BINCZYK	MG F	1:49.011	5	8	7.678	0.027	74.27
23	88	F	James BRICE	MG F TF 160	1:49.038	4	8	7.705	0.027	74.25
24	47	E	Tony HOWE	MG Metro Turbo	1:49.167	6	8	7.834	0.129	74.16
25	26	F	David BROWN	MG F VVC	1:49.806	5	8	8.473	0.639	73.73
26	75	B	Max WHITEHOUSE	MG Midget	1:50.368	5	8	9.035	0.562	73.35
27	22	B	Pat FENN	MG BGT V8	1:50.933	7	8	9.600	0.565	72.98
28	2	T	John Philip BUSSEY	MG TC	1:51.462	6	8	10.129	0.529	72.63
29	51	F	Kevin STIBBARDS	MG F	1:51.559	5	8	10.226	0.097	72.57
30	5	A	John E WREGHITT	MG B Roadster	1:51.678	3	7	10.345	0.119	72.49
31	31	E	Steve DOWLER	MG Metro	1:52.017	4	8	10.684	0.339	72.27
32	44	A	Alan BROOKE	Rover Metro	1:52.079	6	8	10.746	0.062	72.23
33	40	A	Clive JONES	MG BGT	1:52.160	8	8	10.827	0.081	72.18
34	13	B	Peter BURCHILL	MG ZS	1:52.613	7	7	11.280	0.453	71.89
35	76	F	Paul RIGG	MG F VVC	1:52.617	6	8	11.284	0.004	71.89
36	61	B	Brian RATCLIFF	MG BGT	1:53.082	6	8	11.749	0.465	71.59
37	55	B	Niall CAMPBELL	MG C Roadster	1:53.384	2	8	12.051	0.302	71.40
38	59	B	Simon POLLEY	MG Midget	1:53.633	7	8	12.300	0.249	71.25
39	62	B	Roland GRAY	MG B Roadster	1:54.647	5	6	13.314	1.014	70.61
40	60	A	Michael PIGGOTT	MG B GT	1:55.136	3	8	13.803	0.489	70.32
41	45	A	Alan JONES	Austin Montego Estate	1:56.157	6	8	14.824	1.021	69.70
42	97	T	Jonathan HARMER	MG TF	2:02.453	7	7	21.120	6.296	66.11
43	7	C	Blaine NEAVES	MG B Roadster	2:07.666	1	3	26.333	5.213	63.41
44	21	C	Mark RAYMENT	MG F Cup	2:08.617	1	4	27.284	0.951	62.94

Cars 11 & 61 - Transponders incorrectly fitted - please rectify

Weather / Track : Cloudy / Dry

These results are provisional until the conclusion of any judicial and technical matters.

Silverstone International  
Circuit Length = 2.2490 miles  
Start: 10:25 End: 10:42

Clerk of Course :	Timekeeper :
-------------------	--------------

**MGCC Peter Best Insurance Challenge**  
**QUALIFYING - RACE 14 - LAP ANALYSIS**

<b>2</b>	<b>John Philip BUSSEY</b>		<b>T MG TC</b>				
1 -	2:01.433	+ 9.971	10:28:10.102	5 -	1:52.234	+ 0.772	10:35:43.451
2 -	1:54.587	+ 3.125	10:30:04.689	6 -	<b>1:51.462</b>		<b>10:37:34.913</b>
3 -	1:53.794	+ 2.332	10:31:58.483	7 -	1:54.037	+ 2.575	10:39:28.950
4 -	1:52.734	+ 1.272	10:33:51.217	8 -	1:51.792	+ 0.330	10:41:20.742
<b>3</b>	<b>Dan NEAVES</b>		<b>C MG B Roadster</b>				
1 -	2:07.951	+ 18.967	10:28:34.491	4 -	<b>1:48.984</b>		<b>10:34:17.340</b>
2 -	2:02.030	+ 13.046	10:30:36.521	5 -	1:51.056	+ 2.072	10:36:08.396
3 -	1:51.835	+ 2.851	10:32:28.356				
<b>4</b>	<b>Ollie NEAVES</b>		<b>C MG B Roadster</b>				
1 -	2:08.083	+ 20.676	10:28:35.179	5 -	1:49.207	+ 1.800	10:36:07.341
2 -	2:03.014	+ 15.607	10:30:38.193	6 -	<b>1:47.407</b>		<b>10:37:54.748</b>
3 -	1:51.186	+ 3.779	10:32:29.379	7 -	1:50.894	+ 3.487	10:39:45.642
4 -	1:48.755	+ 1.348	10:34:18.134	8 -	1:49.635	+ 2.228	10:41:35.277
<b>5</b>	<b>John E WREGHITT</b>		<b>A MG B Roadster</b>				
1 -	1:56.039	+ 4.361	10:27:45.395	5 -	1:51.758	+ 0.080	10:35:16.194
2 -	1:53.376	+ 1.698	10:29:38.771	6 -	1:53.293	+ 1.615	10:37:09.487
3 -	<b>1:51.678</b>		<b>10:31:30.449</b>	7 -	2:38.835 P	+ 47.157	10:39:48.322
4 -	1:53.987	+ 2.309	10:33:24.436				
<b>7</b>	<b>Blaine NEAVES</b>		<b>C MG B Roadster</b>				
1 -	<b>2:07.666</b>		<b>10:28:33.261</b>	3 -	2:37.216 P	+ 29.550	10:33:24.519
2 -	2:14.042	+ 6.376	10:30:47.303				
<b>8</b>	<b>Lew BERGONZI</b>		<b>A MGB Roadster</b>				
1 -	1:54.489	+ 6.972	10:27:40.193	5 -	1:48.141	+ 0.624	10:34:55.722
2 -	1:49.755	+ 2.238	10:29:29.948	6 -	<b>1:47.517</b>		<b>10:36:43.239</b>
3 -	1:48.265	+ 0.748	10:31:18.213	7 -	1:51.258	+ 3.741	10:38:34.497
4 -	1:49.368	+ 1.851	10:33:07.581	8 -	1:49.090	+ 1.573	10:40:23.587
<b>11</b>	<b>David BROOKE</b>		<b>B MG BGT</b>				
1 -	1:57.901	+ 13.126	10:28:26.514	5 -	1:45.466	+ 0.691	10:35:28.448
2 -	1:44.895	+ 0.120	10:30:11.409	6 -	1:48.297	+ 3.522	10:37:16.745
3 -	1:46.798	+ 2.023	10:31:58.207	7 -	2:19.495 P	+ 34.720	10:39:36.240
4 -	<b>1:44.775</b>		<b>10:33:42.982</b>				
<b>13</b>	<b>Peter BURCHILL</b>		<b>B MG ZS</b>				
1 -	1:59.395	+ 6.782	10:27:54.351	5 -	2:01.885 P	+ 9.272	10:35:40.712
2 -	1:55.969	+ 3.356	10:29:50.320	6 -	3:00.627	+ 1:08.014	10:38:41.339
3 -	1:54.909	+ 2.296	10:31:45.229	7 -	<b>1:52.613</b>		<b>10:40:33.952</b>
4 -	1:53.598	+ 0.985	10:33:38.827				
<b>15</b>	<b>James WALPOLE</b>		<b>A MG B Roadster</b>				
1 -	1:51.379	+ 4.025	10:27:35.645	6 -	1:47.989	+ 0.635	10:36:37.232
2 -	1:47.646	+ 0.292	10:29:23.291	7 -	1:47.623	+ 0.269	10:38:24.855
3 -	1:48.091	+ 0.737	10:31:11.382	8 -	<b>1:47.354</b>		<b>10:40:12.209</b>
4 -	1:50.028	+ 2.674	10:33:01.410	9 -	1:50.253	+ 2.899	10:42:02.462
5 -	1:47.833	+ 0.479	10:34:49.243				
<b>18</b>	<b>Simon TINKLER</b>		<b>A MG BGT</b>				
1 -	1:56.441	+ 7.754	10:27:46.364	5 -	1:49.761	+ 1.074	10:35:17.273
2 -	1:51.576	+ 2.889	10:29:37.940	6 -	1:50.324	+ 1.637	10:37:07.597
3 -	1:50.150	+ 1.463	10:31:28.090	7 -	<b>1:48.687</b>		<b>10:38:56.284</b>
4 -	1:59.422	+ 10.735	10:33:27.512	8 -	1:49.717	+ 1.030	10:40:46.001
<b>21</b>	<b>Mark RAYMENT</b>		<b>C MG F Cup</b>				
1 -	<b>2:08.617</b>		<b>10:28:27.297</b>	3 -	2:31.982	+ 23.365	10:33:25.657
2 -	2:26.378	+ 17.761	10:30:53.675	4 -	2:38.457 P	+ 29.840	10:36:04.114

Cars 11 & 61 - Transponders incorrectly fitted - please rectify

Weather / Track : Cloudy / Dry

**MGCC Peter Best Insurance Challenge**  
**QUALIFYING - RACE 14 - LAP ANALYSIS**

<b>22</b>	<b>Pat FENN</b>		<b>B MG BGT V8</b>				
1 -	2:00.990	+ 10.057	10:28:13.671	5 -	1:51.061	+ 0.128	10:35:41.242
2 -	1:53.231	+ 2.298	10:30:06.902	6 -	1:51.221	+ 0.288	10:37:32.463
3 -	1:52.299	+ 1.366	10:31:59.201	7 -	<b>1:50.933</b>		<b>10:39:23.396</b>
4 -	1:50.980	+ 0.047	10:33:50.181	8 -	1:51.458	+ 0.525	10:41:14.854
<b>26</b>	<b>David BROWN</b>		<b>F MG F VVC</b>				
1 -	1:57.237	+ 7.431	10:27:48.369	5 -	<b>1:49.806</b>		<b>10:35:12.832</b>
2 -	1:53.218	+ 3.412	10:29:41.587	6 -	1:49.966	+ 0.160	10:37:02.798
3 -	1:50.063	+ 0.257	10:31:31.650	7 -	1:51.891	+ 2.085	10:38:54.689
4 -	1:51.376	+ 1.570	10:33:23.026	8 -	1:50.830	+ 1.024	10:40:45.519
<b>28</b>	<b>Terry BURROWS</b>		<b>B MG B Roadster</b>				
1 -	1:53.115	+ 5.854	10:27:40.950	5 -	1:47.700	+ 0.439	10:34:56.869
2 -	1:50.791	+ 3.530	10:29:31.741	6 -	<b>1:47.261</b>		<b>10:36:44.130</b>
3 -	1:48.816	+ 1.555	10:31:20.557	7 -	1:49.267	+ 2.006	10:38:33.397
4 -	1:48.612	+ 1.351	10:33:09.169	8 -	1:47.435	+ 0.174	10:40:20.832
<b>31</b>	<b>Steve DOWLER</b>		<b>E MG Metro</b>				
1 -	2:03.591	+ 11.574	10:28:03.816	5 -	1:52.720	+ 0.703	10:35:38.140
2 -	1:53.885	+ 1.868	10:29:57.701	6 -	1:55.280	+ 3.263	10:37:33.420
3 -	1:55.702	+ 3.685	10:31:53.403	7 -	2:00.164	+ 8.147	10:39:33.584
4 -	<b>1:52.017</b>		<b>10:33:45.420</b>	8 -	2:00.811	+ 8.794	10:41:34.395
<b>32</b>	<b>Alan KYSON</b>		<b>B MG BGT V8</b>				
1 -	1:50.734	+ 4.512	10:27:37.947	6 -	1:47.467	+ 1.245	10:36:33.945
2 -	1:48.141	+ 1.919	10:29:26.088	7 -	1:47.235	+ 1.013	10:38:21.180
3 -	<b>1:46.222</b>		<b>10:31:12.310</b>	8 -	1:47.108	+ 0.886	10:40:08.288
4 -	1:46.269	+ 0.047	10:32:58.579	9 -	1:52.658	+ 6.436	10:42:00.946
5 -	1:47.899	+ 1.677	10:34:46.478				
<b>33</b>	<b>Peter ANDREWS</b>		<b>A MG B Roadster</b>				
1 -	1:52.647	+ 4.729	10:27:42.108	5 -	1:52.028	+ 4.110	10:38:21.428
2 -	2:04.132	+ 16.214	10:29:46.240	6 -	<b>1:47.918</b>		<b>10:40:09.346</b>
3 -	2:23.683 P	+ 35.765	10:32:09.923	7 -	1:52.388	+ 4.470	10:42:01.734
4 -	4:19.477	+ 2:31.559	10:36:29.400				
<b>37</b>	<b>Barry HOLMES</b>		<b>C MG BGT V8</b>				
1 -	2:14.297	+ 26.925	10:27:56.508	5 -	1:48.707	+ 1.335	10:35:17.266
2 -	1:52.730	+ 5.358	10:29:49.238	6 -	<b>1:47.372</b>		<b>10:37:04.638</b>
3 -	1:49.719	+ 2.347	10:31:38.957	7 -	1:49.511	+ 2.139	10:38:54.149
4 -	1:49.602	+ 2.230	10:33:28.559	8 -	2:24.049	+ 36.677	10:41:18.198
<b>38</b>	<b>James DARBY</b>		<b>A MG BGT</b>				
1 -	1:55.085	+ 6.156	10:27:39.899	5 -	1:49.485	+ 0.556	10:35:15.644
2 -	1:57.865	+ 8.936	10:29:37.764	6 -	1:50.684	+ 1.755	10:37:06.328
3 -	1:51.475	+ 2.546	10:31:29.239	7 -	1:52.918	+ 3.989	10:38:59.246
4 -	1:56.920	+ 7.991	10:33:26.159	8 -	<b>1:48.929</b>		<b>10:40:48.175</b>
<b>40</b>	<b>Clive JONES</b>		<b>A MG BGT</b>				
1 -	2:05.671	+ 13.511	10:28:13.490	5 -	1:52.170	+ 0.010	10:35:48.181
2 -	1:55.949	+ 3.789	10:30:09.439	6 -	1:52.211	+ 0.051	10:37:40.392
3 -	1:52.994	+ 0.834	10:32:02.433	7 -	1:54.193	+ 2.033	10:39:34.585
4 -	1:53.578	+ 1.418	10:33:56.011	8 -	<b>1:52.160</b>		<b>10:41:26.745</b>
<b>44</b>	<b>Alan BROOKE</b>		<b>A Rover Metro</b>				
1 -	1:56.545	+ 4.466	10:27:59.964	5 -	1:53.372	+ 1.293	10:35:47.163
2 -	1:56.825	+ 4.746	10:29:56.789	6 -	<b>1:52.079</b>		<b>10:37:39.242</b>
3 -	2:01.988	+ 9.909	10:31:58.777	7 -	1:54.315	+ 2.236	10:39:33.557
4 -	1:55.014	+ 2.935	10:33:53.791	8 -	1:52.714	+ 0.635	10:41:26.271

Cars 11 & 61 - Transponders incorrectly fitted - please rectify

Weather / Track : Cloudy / Dry

**MGCC Peter Best Insurance Challenge**  
**QUALIFYING - RACE 14 - LAP ANALYSIS**

<b>45</b>	<b>Alan JONES</b>		<b>A Austin Montego Estate</b>				
1 -	2:03.430	+ 7.273	10:28:19.479	5 -	1:57.237	+ 1.080	10:36:14.426
2 -	2:01.288	+ 5.131	10:30:20.767	6 -	<b>1:56.157</b>		<b>10:38:10.583</b>
3 -	1:58.523	+ 2.366	10:32:19.290	7 -	1:56.593	+ 0.436	10:40:07.176
4 -	1:57.899	+ 1.742	10:34:17.189	8 -	1:59.544	+ 3.387	10:42:06.720
<b>47</b>	<b>Tony HOWE</b>		<b>E MG Metro Turbo</b>				
1 -	2:01.640	+ 12.473	10:28:31.615	5 -	1:49.318	+ 0.151	10:35:51.470
2 -	1:50.175	+ 1.008	10:30:21.790	6 -	<b>1:49.167</b>		<b>10:37:40.637</b>
3 -	1:50.116	+ 0.949	10:32:11.906	7 -	1:51.464	+ 2.297	10:39:32.101
4 -	1:50.246	+ 1.079	10:34:02.152	8 -	1:50.174	+ 1.007	10:41:22.275
<b>51</b>	<b>Kevin STIBBARDS</b>		<b>F MG F</b>				
1 -	2:01.640	+ 10.081	10:28:07.308	5 -	<b>1:51.559</b>		<b>10:35:41.054</b>
2 -	1:53.808	+ 2.249	10:30:01.116	6 -	1:53.366	+ 1.807	10:37:34.420
3 -	1:56.271	+ 4.712	10:31:57.387	7 -	1:58.349	+ 6.790	10:39:32.769
4 -	1:52.108	+ 0.549	10:33:49.495	8 -	1:51.617	+ 0.058	10:41:24.386
<b>52</b>	<b>Robert CAMPBELL</b>		<b>B MG Midget</b>				
1 -	1:55.996	+ 7.450	10:27:58.606	4 -	<b>1:48.546</b>		<b>10:33:30.043</b>
2 -	1:52.614	+ 4.068	10:29:51.220	5 -	3:44.301	+ 1:55.755	10:37:14.344
3 -	1:50.277	+ 1.731	10:31:41.497	6 -	1:52.902	+ 4.356	10:39:07.246
<b>55</b>	<b>Niall CAMPBELL</b>		<b>B MG C Roadster</b>				
1 -	1:56.030	+ 2.646	10:28:00.276	5 -	1:55.403	+ 2.019	10:35:37.587
2 -	<b>1:53.384</b>		<b>10:29:53.660</b>	6 -	1:56.410	+ 3.026	10:37:33.997
3 -	1:54.915	+ 1.531	10:31:48.575	7 -	1:55.291	+ 1.907	10:39:29.288
4 -	1:53.609	+ 0.225	10:33:42.184	8 -	1:54.022	+ 0.638	10:41:23.310
<b>57</b>	<b>Rob SPENCER</b>		<b>C MG B V8</b>				
1 -	1:59.484	+ 14.102	10:27:53.338	5 -	1:45.475	+ 0.093	10:35:04.032
2 -	1:51.376	+ 5.994	10:29:44.714	6 -	1:46.835	+ 1.453	10:36:50.867
3 -	1:47.099	+ 1.717	10:31:31.813	7 -	1:46.356	+ 0.974	10:38:37.223
4 -	1:46.744	+ 1.362	10:33:18.557	8 -	<b>1:45.382</b>		<b>10:40:22.605</b>
<b>59</b>	<b>Simon POLLEY</b>		<b>B MG Midget</b>				
1 -	2:01.983	+ 8.350	10:28:07.141	5 -	1:54.289	+ 0.656	10:35:51.482
2 -	1:58.287	+ 4.654	10:30:05.428	6 -	1:53.738	+ 0.105	10:37:45.220
3 -	1:56.478	+ 2.845	10:32:01.906	7 -	<b>1:53.633</b>		<b>10:39:38.853</b>
4 -	1:55.287	+ 1.654	10:33:57.193	8 -	1:53.840	+ 0.207	10:41:32.693
<b>60</b>	<b>Michael PIGGOTT</b>		<b>A MG B GT</b>				
1 -	2:04.326	+ 9.190	10:28:16.685	5 -	1:56.224	+ 1.088	10:36:02.373
2 -	1:57.707	+ 2.571	10:30:14.392	6 -	1:55.809	+ 0.673	10:37:58.182
3 -	<b>1:55.136</b>		<b>10:32:09.528</b>	7 -	1:56.386	+ 1.250	10:39:54.568
4 -	1:56.621	+ 1.485	10:34:06.149	8 -	1:57.655	+ 2.519	10:41:52.223
<b>61</b>	<b>Brian RATCLIFF</b>		<b>B MG BGT</b>				
1 -	2:00.910	+ 7.828	10:27:52.843	5 -	1:54.964	+ 1.882	10:35:36.762
2 -	1:59.890	+ 6.808	10:29:52.733	6 -	<b>1:53.082</b>		<b>10:37:29.844</b>
3 -	1:55.546	+ 2.464	10:31:48.279	7 -	1:55.197	+ 2.115	10:39:25.041
4 -	1:53.519	+ 0.437	10:33:41.798	8 -	1:53.803	+ 0.721	10:41:18.844
<b>62</b>	<b>Roland GRAY</b>		<b>B MG B Roadster</b>				
1 -	2:10.117	+ 15.470	10:28:14.141	4 -	1:57.239	+ 2.592	10:34:05.500
2 -	1:58.604	+ 3.957	10:30:12.745	5 -	<b>1:54.647</b>		<b>10:36:00.147</b>
3 -	1:55.516	+ 0.869	10:32:08.261	6 -	2:08.487 P	+ 13.840	10:38:08.634
<b>63</b>	<b>Ron MOORCRAFT</b>		<b>B MGB MGB</b>				
1 -	1:50.488	+ 5.928	10:27:36.545	6 -	<b>1:44.560</b>		<b>10:36:30.110</b>
2 -	1:50.028	+ 5.468	10:29:26.573	7 -	1:45.624	+ 1.064	10:38:15.734
3 -	1:46.845	+ 2.285	10:31:13.418	8 -	1:46.738	+ 2.178	10:40:02.472

Cars 11 & 61 - Transponders incorrectly fitted - please rectify

Weather / Track : Cloudy / Dry

**MGCC Peter Best Insurance Challenge**  
**QUALIFYING - RACE 14 - LAP ANALYSIS**

4 -	1:46.539	+ 1.979	10:32:59.957	9 -	2:33.295 P	+ 48.735	10:42:35.767
5 -	1:45.593	+ 1.033	10:34:45.550				
<b>66</b>	<b>Simon CRIPPS</b>		<b>C MG BGT V8</b>				
1 -	1:46.260	+ 4.806	10:27:29.662	4 -	<b>1:41.454</b>		<b>10:32:36.058</b>
2 -	1:43.064	+ 1.610	10:29:12.726	5 -	1:41.845	+ 0.391	10:34:17.903
3 -	1:41.878	+ 0.424	10:30:54.604	6 -	2:17.840 P	+ 36.386	10:36:35.743
<b>67</b>	<b>Andrew YOUNG</b>		<b>B MGC GT</b>				
1 -	1:47.940	+ 6.607	10:27:39.263	5 -	1:43.423	+ 2.090	10:34:37.341
2 -	<b>1:41.333</b>		<b>10:29:20.596</b>	6 -	1:45.018	+ 3.685	10:36:22.359
3 -	1:41.402	+ 0.069	10:31:01.998	7 -	1:41.908	+ 0.575	10:38:04.267
4 -	1:51.920	+ 10.587	10:32:53.918	8 -	2:06.755 P	+ 25.422	10:40:11.022
<b>69</b>	<b>Peter BRAMBLE</b>		<b>B MG B Roadster</b>				
1 -	1:48.885	+ 3.794	10:27:33.887	6 -	1:45.826	+ 0.735	10:36:23.710
2 -	<b>1:45.091</b>		<b>10:29:18.978</b>	7 -	1:45.175	+ 0.084	10:38:08.885
3 -	1:46.156	+ 1.065	10:31:05.134	8 -	1:45.647	+ 0.556	10:39:54.532
4 -	1:46.042	+ 0.951	10:32:51.176	9 -	1:45.828	+ 0.737	10:41:40.360
5 -	1:46.708	+ 1.617	10:34:37.884				
<b>70</b>	<b>Dan LUDLOW</b>		<b>C Rover Metro Gti</b>				
1 -	1:50.231	+ 7.902	10:27:42.449	6 -	1:43.758	+ 1.429	10:36:32.252
2 -	1:47.647	+ 5.318	10:29:30.096	7 -	1:45.459	+ 3.130	10:38:17.711
3 -	1:44.265	+ 1.936	10:31:14.361	8 -	1:43.099	+ 0.770	10:40:00.810
4 -	1:51.804	+ 9.475	10:33:06.165	9 -	1:42.384	+ 0.055	10:41:43.194
5 -	<b>1:42.329</b>		<b>10:34:48.494</b>				
<b>71</b>	<b>John BINCZYK</b>		<b>F MG F</b>				
1 -	1:55.555	+ 6.544	10:27:48.608	5 -	<b>1:49.011</b>		<b>10:35:13.546</b>
2 -	1:53.441	+ 4.430	10:29:42.049	6 -	1:50.701	+ 1.690	10:37:04.247
3 -	1:50.859	+ 1.848	10:31:32.908	7 -	1:52.651	+ 3.640	10:38:56.898
4 -	1:51.627	+ 2.616	10:33:24.535	8 -	1:52.014	+ 3.003	10:40:48.912
<b>74</b>	<b>John YEA</b>		<b>B MG B Roadster</b>				
1 -	1:49.819	+ 2.487	10:31:00.065	5 -	1:49.560	+ 2.228	10:38:19.502
2 -	1:50.010	+ 2.678	10:32:50.075	6 -	<b>1:47.332</b>		<b>10:40:06.834</b>
3 -	1:49.668	+ 2.336	10:34:39.743	7 -	1:53.653	+ 6.321	10:42:00.487
4 -	1:50.199	+ 2.867	10:36:29.942				
<b>75</b>	<b>Max WHITEHOUSE</b>		<b>B MG Midget</b>				
1 -	1:57.445	+ 7.077	10:27:58.225	5 -	<b>1:50.368</b>		<b>10:35:31.572</b>
2 -	1:55.104	+ 4.736	10:29:53.329	6 -	1:50.548	+ 0.180	10:37:22.120
3 -	1:57.152	+ 6.784	10:31:50.481	7 -	1:51.301	+ 0.933	10:39:13.421
4 -	1:50.723	+ 0.355	10:33:41.204	8 -	1:50.941	+ 0.573	10:41:04.362
<b>76</b>	<b>Paul RIGG</b>		<b>F MG F VVC</b>				
1 -	1:54.722	+ 2.105	10:27:56.142	5 -	2:00.203	+ 7.586	10:35:46.170
2 -	1:56.145	+ 3.528	10:29:52.287	6 -	<b>1:52.617</b>		<b>10:37:38.787</b>
3 -	2:00.328	+ 7.711	10:31:52.615	7 -	1:58.144	+ 5.527	10:39:36.931
4 -	1:53.352	+ 0.735	10:33:45.967	8 -	1:52.716	+ 0.099	10:41:29.647
<b>80</b>	<b>Robert BEASLEY</b>		<b>C MG Midget</b>				
1 -	2:00.792	+ 13.279	10:28:32.564	5 -	1:47.757	+ 0.244	10:35:45.746
2 -	1:50.048	+ 2.535	10:30:22.612	6 -	1:48.384	+ 0.871	10:37:34.130
3 -	1:47.864	+ 0.351	10:32:10.476	7 -	1:48.783	+ 1.270	10:39:22.913
4 -	<b>1:47.513</b>		<b>10:33:57.989</b>	8 -	1:49.006	+ 1.493	10:41:11.919
<b>87</b>	<b>Ben RODZIEWICZ</b>		<b>B MG BGT V8</b>				
1 -	1:54.968	+ 7.136	10:27:57.130	5 -	<b>1:47.832</b>		<b>10:35:20.542</b>
2 -	1:55.812	+ 7.980	10:29:52.942	6 -	1:51.359	+ 3.527	10:37:11.901
3 -	1:51.315	+ 3.483	10:31:44.257	7 -	1:50.262	+ 2.430	10:39:02.163
4 -	1:48.453	+ 0.621	10:33:32.710	8 -	1:48.497	+ 0.665	10:40:50.660

Cars 11 & 61 - Transponders incorrectly fitted - please rectify

Weather / Track : Cloudy / Dry

**MGCC Peter Best Insurance Challenge**  
**QUALIFYING - RACE 14 - LAP ANALYSIS**

<b>88</b>	<b>James BRICE</b>		<b>F MG F TF 160</b>				
<b>1</b> -	2:00.983	+ 11.945	10:28:32.111	<b>5</b> -	1:49.141	+ 0.103	10:35:49.690
<b>2</b> -	1:50.172	+ 1.134	10:30:22.283	<b>6</b> -	1:49.917	+ 0.879	10:37:39.607
<b>3</b> -	1:49.228	+ 0.190	10:32:11.511	<b>7</b> -	1:51.306	+ 2.268	10:39:30.913
<b>4</b> -	<b>1:49.038</b>		<b>10:34:00.549</b>	<b>8</b> -	1:50.052	+ 1.014	10:41:20.965
<b>97</b>	<b>Jonathan HARMER</b>		<b>T MG TF</b>				
<b>1</b> -	2:08.261	+ 5.808	10:28:27.650	<b>5</b> -	2:04.068	+ 1.615	10:36:42.821
<b>2</b> -	2:04.658	+ 2.205	10:30:32.308	<b>6</b> -	2:02.805	+ 0.352	10:38:45.626
<b>3</b> -	2:03.683	+ 1.230	10:32:35.991	<b>7</b> -	<b>2:02.453</b>		<b>10:40:48.079</b>
<b>4</b> -	2:02.762	+ 0.309	10:34:38.753				

Cars 11 & 61 - Transponders incorrectly fitted - please rectify

Weather / Track : Cloudy / Dry

# MGCC Peter Best Insurance Challenge

## RACE 14 - GRID

ROW 22		2:07.666 7 Blaine NEAVES		2:08.617 21 Mark RAYMENT
ROW 21	45	1:56.157 Alan JONES	2:02.453 97 Jonathan HARMER	
ROW 20		1:54.647 62 Roland GRAY		1:55.136 60 Michael PIGGOTT
ROW 19	55	1:53.384 Niall CAMPBELL	1:53.633 59 Simon POLLEY	
ROW 18		1:52.617 76 Paul RIGG		1:53.082 61 Brian RATCLIFF
ROW 17	40	1:52.160 Clive JONES	1:52.613 13 Peter BURCHILL	
ROW 16		1:52.017 31 Steve DOWLER		1:52.079 44 Alan BROOKE
ROW 15	51	1:51.559 Kevin STIBBARDS	1:51.678 5 John E WREGHITT	
ROW 14		1:50.933 22 Pat FENN		1:51.462 2 John Philip BUSSEY
ROW 13	26	1:49.806 David BROWN	1:50.368 75 Max WHITEHOUSE	
ROW 12		1:49.038 88 James BRICE		1:49.167 47 Tony HOWE
ROW 11	3	1:48.984 Dan NEAVES	1:49.011 71 John BINCZYK	
ROW 10		1:48.687 18 Simon TINKLER		1:48.929 38 James DARBY
ROW 9	33	1:47.918 Peter ANDREWS	1:48.546 52 Robert CAMPBELL	
ROW 8		1:47.517 8 Lew BERGONZI		1:47.832 87 Ben RODZIEWICZ
ROW 7	4	1:47.407 Ollie NEAVES	1:47.513 80 Robert BEASLEY	
ROW 6		1:47.354 15 James WALPOLE		1:47.372 37 Barry HOLMES
ROW 5	28	1:47.261 Terry BURROWS	1:47.332 74 John YEA	
ROW 4		1:45.382 57 Rob SPENCER		1:46.222 32 Alan KYSON
ROW 3	11	1:44.775 David BROOKE	1:45.091 69 Peter BRAMBLE	
ROW 2		1:42.329 70 Dan LUDLOW		1:44.560 63 Ron MOORCRAFT
ROW 1	67	1:41.333 Andrew YOUNG	1:41.454 66 Simon CRIPPS	
<b>Pole</b>				

Silverstone International  
Circuit Length = 2.2490 miles

These results are provisional until the conclusion of any judicial and technical matters.

Clerk of Course :		Timekeeper :
-------------------	--	--------------

# Farol's John Deere Invitation Race

## QUALIFYING - RACE 12 - CLASSIFICATION

POS	NO	CL	NAME	ENTRY	TIME	ON	LAPS	GAP	DIFF	MPH
1	82	A	Steve SMITH	MG A Mk.1 Roadster	1:44.126	5	8			77.75
2	36	A	Colin JONES	MG A Twin Cam	1:44.287	5	7	0.161	0.161	77.63
3	30	C	Ron CODY	MG A Roadster	1:50.415	6	8	6.289	6.128	73.32
4	50	B	Dennis BRON	MGA TC	1:51.234	8	8	7.108	0.819	72.78
5	35	B	Tom DARK	MG Q	1:52.494	6	7	8.368	1.260	71.97
6	2	E	John Philip BUSSEY	MG TC	1:52.695	5	8	8.569	0.201	71.84
7	88	E	Peter EDNEY	MG TF	1:52.817	5	7	8.691	0.122	71.76
8	9	E	George EDNEY	MG TB	1:53.622	5	8	9.496	0.805	71.25
9	69	E	Peter HOUSE	MG TC	1:54.377	7	8	10.251	0.755	70.78
10	32	C	Anthony BINNINGTON	MG A Twin Cam Le Mans	1:55.200	5	7	11.074	0.823	70.28
11	6	B	Howard MAGUIRE	MG Playford MG	1:55.552	4	5	11.426	0.352	70.06
12	1	B	Stuart DEAN	MG Dick Jackobs Special	1:55.825	6	7	11.699	0.273	69.90
13	25	E	Tim PATCHETT	MG TA	1:56.005	4	7	11.879	0.180	69.79
14	17	B	Alex QUATTLEBAUM	MG Leco Sport	1:56.459	5	7	12.333	0.454	69.52
15	53	A	Richard THORNE	Morgan Plus 4	1:56.580	6	7	12.454	0.121	69.44
16	27	D	Bob ALLEN	MG TC	1:56.600	5	8	12.474	0.020	69.43
17	55	A	Tony RIVERS	Morgan 4/4 Series 5	1:56.752	7	7	12.626	0.152	69.34
18	23	B	David CLEWLEY	MG Parson-MG	1:56.994	5	8	12.868	0.242	69.20
19	52	E	Andrew COX	MG TC	1:57.353	6	7	13.227	0.359	68.99
20	97	E	Jonathan HARMER	MG TF	1:59.141	4	7	15.015	1.788	67.95
21	95	D	Charles HARMER	MG TF	1:59.401	6	7	15.275	0.260	67.80
22	11	E	Alistair NAYLOR	MG TC Midget	1:59.603	6	7	15.477	0.202	67.69
23	7	C	Barry CARTER	MG A Roadster	1:59.721	5	5	15.595	0.118	67.62
24	96	B	John BISHOP	MG PA/TC	1:59.897	4	6	15.771	0.176	67.52
25	98	D	Nick ASHMAN	MG TF	2:00.129	5	7	16.003	0.232	67.39
26	28	E	David BISHOP	MG TC	2:00.481	6	7	16.355	0.352	67.20
27	8	E	Stephen BARLOW	MG TC	2:02.716	5	7	18.590	2.235	65.97
28	227	C	Bruce CHAPMAN	MG A Mille Miglia	2:04.368	6	7	20.242	1.652	65.10
29	14	E	Richard GREEN	MG TC	2:04.454	5	7	20.328	0.086	65.05
30	26	D	Jeffrey MARSDEN	MG TC	2:04.929	4	5	20.803	0.475	64.80
31	229	C	Steve DIXON	MG A Mille Miglia	2:06.420	5	6	22.294	1.491	64.04
32	71	E	Chris OWEN	MG T/A/C	2:15.309	2	5	31.183	8.889	59.83
33	89	C	David C KEELING	MG A Roadster	2:17.392	3	6	33.266	2.083	58.92

Car 22 & 85 - Transponders low batteries - please rectify

CARS 6 & 7 - TRANSPONDERS NOT WORKING - FIX OR YOU WILL BE IGNORED IN THE RACE

Weather / Track : Cloudy / Dry

These results are provisional until the conclusion of any judicial and technical matters.

Silverstone International

Circuit Length = 2.2490 miles

Start: 11:10 End: 11:28

Clerk of Course :

Timekeeper :

# Farol's John Deere Invitation Race

## QUALIFYING - RACE 12 - LAP ANALYSIS

<b>1</b>	<b>Stuart DEAN</b>		<b>B MG Dick Jackobs Special</b>				
1 -	2:22.745	+ 26.920	11:13:41.778	5 -	1:57.529	+ 1.704	11:21:56.683
2 -	2:13.710	+ 17.885	11:15:55.488	6 -	<b>1:55.825</b>		<b>11:23:52.508</b>
3 -	2:04.580	+ 8.755	11:18:00.068	7 -	1:57.431	+ 1.606	11:25:49.939
4 -	1:59.086	+ 3.261	11:19:59.154				
<b>2</b>	<b>John Philip BUSSEY</b>		<b>E MG TC</b>				
1 -	2:15.739	+ 23.044	11:13:37.524	5 -	<b>1:52.695</b>		<b>11:21:28.792</b>
2 -	2:06.547	+ 13.852	11:15:44.071	6 -	1:54.097	+ 1.402	11:23:22.889
3 -	1:58.253	+ 5.558	11:17:42.324	7 -	1:53.192	+ 0.497	11:25:16.081
4 -	1:53.773	+ 1.078	11:19:36.097	8 -	2:12.614	+ 19.919	11:27:28.695
<b>6</b>	<b>Howard MAGUIRE</b>		<b>B MG Playford MG</b>				
1 -	2:26.409	+ 30.857	11:13:47.367	4 -	<b>1:55.552</b>		<b>11:20:11.884</b>
2 -	2:26.421	+ 30.869	11:16:13.788	5 -	1:58.730	+ 3.178	11:22:10.614
3 -	2:02.544	+ 6.992	11:18:16.332				
<b>7</b>	<b>Barry CARTER</b>		<b>C MG A Roadster</b>				
1 -	2:05.143	+ 5.422	11:17:43.895	4 -	2:01.025	+ 1.304	11:23:49.195
2 -	2:03.231	+ 3.510	11:19:47.126	5 -	<b>1:59.721</b>		<b>11:25:48.916</b>
3 -	2:01.044	+ 1.323	11:21:48.170				
<b>8</b>	<b>Stephen BARLOW</b>		<b>E MG TC</b>				
1 -	2:26.970	+ 24.254	11:13:30.764	5 -	<b>2:02.716</b>		<b>11:22:33.245</b>
2 -	2:32.532	+ 29.816	11:16:03.296	6 -	2:03.551	+ 0.835	11:24:36.796
3 -	2:19.060	+ 16.344	11:18:22.356	7 -	2:03.726	+ 1.010	11:26:40.522
4 -	2:08.173	+ 5.457	11:20:30.529				
<b>9</b>	<b>George EDNEY</b>		<b>E MG TB</b>				
1 -	2:03.633	+ 10.011	11:13:03.727	5 -	<b>1:53.622</b>		<b>11:20:58.624</b>
2 -	2:07.479	+ 13.857	11:15:11.206	6 -	1:57.580	+ 3.958	11:22:56.204
3 -	1:58.261	+ 4.639	11:17:09.467	7 -	1:56.857	+ 3.235	11:24:53.061
4 -	1:55.535	+ 1.913	11:19:05.002	8 -	1:56.250	+ 2.628	11:26:49.311
<b>11</b>	<b>Alistair NAYLOR</b>		<b>E MG TC Midget</b>				
1 -	2:25.619	+ 26.016	11:13:30.724	5 -	2:00.086	+ 0.483	11:21:51.657
2 -	2:13.804	+ 14.201	11:15:44.528	6 -	<b>1:59.603</b>		<b>11:23:51.260</b>
3 -	2:04.906	+ 5.303	11:17:49.434	7 -	2:02.150	+ 2.547	11:25:53.410
4 -	2:02.137	+ 2.534	11:19:51.571				
<b>14</b>	<b>Richard GREEN</b>		<b>E MG TC</b>				
1 -	2:22.196	+ 17.742	11:13:37.644	5 -	<b>2:04.454</b>		<b>11:22:11.299</b>
2 -	2:16.302	+ 11.848	11:15:53.946	6 -	2:04.730	+ 0.276	11:24:16.029
3 -	2:07.949	+ 3.495	11:18:01.895	7 -	2:08.381	+ 3.927	11:26:24.410
4 -	2:04.950	+ 0.496	11:20:06.845				
<b>17</b>	<b>Alex QUATTLEBAUM</b>		<b>B MG Leco Sport</b>				
1 -	2:18.092	+ 21.633	11:13:18.090	5 -	<b>1:56.459</b>		<b>11:21:32.383</b>
2 -	2:15.446	+ 18.987	11:15:33.536	6 -	1:58.075	+ 1.616	11:23:30.458
3 -	2:03.954	+ 7.495	11:17:37.490	7 -	1:58.367	+ 1.908	11:25:28.825
4 -	1:58.434	+ 1.975	11:19:35.924				
<b>23</b>	<b>David CLEWLEY</b>		<b>B MG Parson-MG</b>				
1 -	2:14.217	+ 17.223	11:13:15.431	5 -	<b>1:56.994</b>		<b>11:21:27.407</b>
2 -	2:10.195	+ 13.201	11:15:25.626	6 -	1:58.265	+ 1.271	11:23:25.672
3 -	2:04.236	+ 7.242	11:17:29.862	7 -	1:58.972	+ 1.978	11:25:24.644
4 -	2:00.551	+ 3.557	11:19:30.413	8 -	1:57.016	+ 0.022	11:27:21.660
<b>25</b>	<b>Tim PATCHETT</b>		<b>E MG TA</b>				
1 -	2:16.269	+ 20.264	11:13:18.505	5 -	1:57.036	+ 1.031	11:21:27.785
2 -	2:10.874	+ 14.869	11:15:29.379	6 -	1:57.587	+ 1.582	11:23:25.372
3 -	2:05.365	+ 9.360	11:17:34.744	7 -	1:57.179	+ 1.174	11:25:22.551

Car 22 & 85 - Transponders low batteries - please rectify  
 CARS 6 & 7 - TRANSPONDERS NOT WORKING - FIX OR YOU WILL BE IGNORED IN THE RACE  
 Weather / Track : Cloudy / Dry

Silverstone International  
 Circuit Length = 2.2490 miles  
 Start: 11:10 End: 11:28

# Farol's John Deere Invitation Race

## QUALIFYING - RACE 12 - LAP ANALYSIS

4 -	1:56.005		11:19:30.749			
<b>26</b>	<b>Jeffrey MARSDEN</b>		<b>D MG TC</b>			
1 -	2:28.435	+ 23.506	11:13:42.524	4 -	<b>2:04.929</b>	<b>11:20:13.167</b>
2 -	2:16.098	+ 11.169	11:15:58.622	5 -	2:38.459 P	+ 33.530 11:22:51.626
3 -	2:09.616	+ 4.687	11:18:08.238			
<b>27</b>	<b>Bob ALLEN</b>		<b>D MG TC</b>			
1 -	2:16.349	+ 19.749	11:13:16.876	5 -	<b>1:56.600</b>	<b>11:21:26.065</b>
2 -	2:12.188	+ 15.588	11:15:29.064	6 -	1:57.886	+ 1.286 11:23:23.951
3 -	2:01.353	+ 4.753	11:17:30.417	7 -	1:58.847	+ 2.247 11:25:22.798
4 -	1:59.048	+ 2.448	11:19:29.465	8 -	2:02.880	+ 6.280 11:27:25.678
<b>28</b>	<b>David BISHOP</b>		<b>E MG TC</b>			
1 -	2:18.338	+ 17.857	11:13:34.347	5 -	2:00.702	+ 0.221 11:22:03.536
2 -	2:17.591	+ 17.110	11:15:51.938	6 -	<b>2:00.481</b>	<b>11:24:04.017</b>
3 -	2:07.935	+ 7.454	11:17:59.873	7 -	2:03.028	+ 2.547 11:26:07.045
4 -	2:02.961	+ 2.480	11:20:02.834			
<b>30</b>	<b>Ron CODY</b>		<b>C MG A Roadster</b>			
1 -	2:02.255	+ 11.840	11:12:58.650	5 -	1:53.354	+ 2.939 11:20:53.379
2 -	2:07.441	+ 17.026	11:15:06.091	6 -	<b>1:50.415</b>	<b>11:22:43.794</b>
3 -	1:58.361	+ 7.946	11:17:04.452	7 -	1:54.386	+ 3.971 11:24:38.180
4 -	1:55.573	+ 5.158	11:19:00.025	8 -	1:55.006	+ 4.591 11:26:33.186
<b>32</b>	<b>Anthony BINNINGTON</b>		<b>C MG A Twin Cam Le Mans</b>			
1 -	2:22.843	+ 27.643	11:13:56.681	5 -	<b>1:55.200</b>	<b>11:22:00.925</b>
2 -	2:09.395	+ 14.195	11:16:06.076	6 -	1:55.989	+ 0.789 11:23:56.914
3 -	2:01.269	+ 6.069	11:18:07.345	7 -	1:56.722	+ 1.522 11:25:53.636
4 -	1:58.380	+ 3.180	11:20:05.725			
<b>35</b>	<b>Tom DARK</b>		<b>B MG Q</b>			
1 -	2:13.165	+ 20.671	11:13:26.973	5 -	1:52.720	+ 0.226 11:21:27.949
2 -	2:14.337	+ 21.843	11:15:41.310	6 -	<b>1:52.494</b>	<b>11:23:20.443</b>
3 -	1:58.005	+ 5.511	11:17:39.315	7 -	2:24.375 P	+ 31.881 11:25:44.818
4 -	1:55.914	+ 3.420	11:19:35.229			
<b>36</b>	<b>Colin JONES</b>		<b>A MG A Twin Cam</b>			
1 -	2:12.934	+ 28.647	11:13:35.102	5 -	<b>1:44.287</b>	<b>11:21:06.393</b>
2 -	2:05.629	+ 21.342	11:15:40.731	6 -	1:48.042	+ 3.755 11:22:54.435
3 -	1:53.556	+ 9.269	11:17:34.287	7 -	2:10.971 P	+ 26.684 11:25:05.406
4 -	1:47.819	+ 3.532	11:19:22.106			
<b>50</b>	<b>Dennis BRON</b>		<b>B MGA TC</b>			
1 -	2:17.288	+ 26.054	11:13:42.841	5 -	1:54.212	+ 2.978 11:21:38.515
2 -	2:10.721	+ 19.487	11:15:53.562	6 -	1:51.559	+ 0.325 11:23:30.074
3 -	1:57.548	+ 6.314	11:17:51.110	7 -	1:52.928	+ 1.694 11:25:23.002
4 -	1:53.193	+ 1.959	11:19:44.303	8 -	<b>1:51.234</b>	<b>11:27:14.236</b>
<b>52</b>	<b>Andrew COX</b>		<b>E MG TC</b>			
1 -	2:25.104	+ 27.751	11:13:40.374	5 -	2:06.840	+ 9.487 11:22:15.611
2 -	2:17.679	+ 20.326	11:15:58.053	6 -	<b>1:57.353</b>	<b>11:24:12.964</b>
3 -	2:08.790	+ 11.437	11:18:06.843	7 -	2:24.471 P	+ 27.118 11:26:37.435
4 -	2:01.928	+ 4.575	11:20:08.771			
<b>53</b>	<b>Richard THORNE</b>		<b>A Morgan Plus 4</b>			
1 -	2:17.530	+ 20.950	11:13:37.952	5 -	1:56.879	+ 0.299 11:21:38.911
2 -	2:07.698	+ 11.118	11:15:45.650	6 -	<b>1:56.580</b>	<b>11:23:35.491</b>
3 -	1:59.678	+ 3.098	11:17:45.328	7 -	1:57.923	+ 1.343 11:25:33.414
4 -	1:56.704	+ 0.124	11:19:42.032			
<b>55</b>	<b>Tony RIVERS</b>		<b>A Morgan 4/4 Series 5</b>			
1 -	2:19.063	+ 22.311	11:13:35.576	5 -	2:00.832	+ 4.080 11:21:48.905

Car 22 & 85 - Transponders low batteries - please rectify  
 CARS 6 & 7 - TRANSPONDERS NOT WORKING - FIX OR YOU WILL BE IGNORED IN THE RACE  
 Weather / Track : Cloudy / Dry

Silverstone International  
 Circuit Length = 2.2490 miles  
 Start: 11:10 End: 11:28

# Farol's John Deere Invitation Race

## QUALIFYING - RACE 12 - LAP ANALYSIS

2 -	2:11.646	+ 14.894	11:15:47.222	6 -	1:59.777	+ 3.025	11:23:48.682
3 -	2:02.382	+ 5.630	11:17:49.604	7 -	<b>1:56.752</b>		<b>11:25:45.434</b>
4 -	1:58.469	+ 1.717	11:19:48.073				
<b>69</b>	<b>Peter HOUSE</b>		<b>E MG TC</b>				
1 -	2:04.508	+ 10.131	11:12:59.412	5 -	1:59.357	+ 4.980	11:21:04.787
2 -	2:12.297	+ 17.920	11:15:11.709	6 -	1:55.784	+ 1.407	11:23:00.571
3 -	1:58.270	+ 3.893	11:17:09.979	7 -	<b>1:54.377</b>		<b>11:24:54.948</b>
4 -	1:55.451	+ 1.074	11:19:05.430	8 -	1:55.243	+ 0.866	11:26:50.191
<b>71</b>	<b>Chris OWEN</b>		<b>E MG TA/C</b>				
1 -	2:22.643	+ 7.334	11:13:35.192	4 -	2:46.533	+ 31.224	11:21:08.564
2 -	<b>2:15.309</b>		<b>11:15:50.501</b>	5 -	3:03.358 P	+ 48.049	11:24:11.922
3 -	2:31.530	+ 16.221	11:18:22.031				
<b>82</b>	<b>Steve SMITH</b>		<b>A MG A Mk.1 Roadster</b>				
1 -	2:14.523	+ 30.397	11:13:33.879	5 -	<b>1:44.126</b>		<b>11:21:08.067</b>
2 -	2:06.044	+ 21.918	11:15:39.923	6 -	1:47.170	+ 3.044	11:22:55.237
3 -	1:55.670	+ 11.544	11:17:35.593	7 -	1:48.303	+ 4.177	11:24:43.540
4 -	1:48.348	+ 4.222	11:19:23.941	8 -	2:02.572 P	+ 18.446	11:26:46.112
<b>88</b>	<b>Peter EDNEY</b>		<b>E MG TF</b>				
1 -	2:05.448	+ 12.631	11:12:59.683	5 -	<b>1:52.817</b>		<b>11:20:55.026</b>
2 -	2:10.244	+ 17.427	11:15:09.927	6 -	2:00.401	+ 7.584	11:22:55.427
3 -	1:59.228	+ 6.411	11:17:09.155	7 -	2:13.127	+ 20.310	11:25:08.554
4 -	1:53.054	+ 0.237	11:19:02.209				
<b>89</b>	<b>David C KEELING</b>		<b>C MG A Roadster</b>				
1 -	2:31.942	+ 14.550	11:13:58.765	4 -	2:19.295	+ 1.903	11:20:56.397
2 -	2:20.945	+ 3.553	11:16:19.710	5 -	2:18.263	+ 0.871	11:23:14.660
3 -	<b>2:17.392</b>		<b>11:18:37.102</b>	6 -	2:22.206	+ 4.814	11:25:36.866
<b>95</b>	<b>Charles HARMER</b>		<b>D MG TF</b>				
1 -	2:24.043	+ 24.642	11:13:32.491	5 -	2:00.446	+ 1.045	11:21:52.622
2 -	2:13.479	+ 14.078	11:15:45.970	6 -	<b>1:59.401</b>		<b>11:23:52.023</b>
3 -	2:04.772	+ 5.371	11:17:50.742	7 -	2:00.678	+ 1.277	11:25:52.701
4 -	2:01.434	+ 2.033	11:19:52.176				
<b>96</b>	<b>John BISHOP</b>		<b>B MG PA/TC</b>				
1 -	2:23.299	+ 23.402	11:13:29.045	4 -	<b>1:59.897</b>		<b>11:19:42.995</b>
2 -	2:11.416	+ 11.519	11:15:40.461	5 -	2:00.348	+ 0.451	11:21:43.343
3 -	2:02.637	+ 2.740	11:17:43.098	6 -	2:16.865 P	+ 16.968	11:24:00.208
<b>97</b>	<b>Jonathan HARMER</b>		<b>E MG TF</b>				
1 -	2:15.945	+ 16.804	11:13:39.164	5 -	1:59.737	+ 0.596	11:21:52.045
2 -	2:10.315	+ 11.174	11:15:49.479	6 -	1:59.376	+ 0.235	11:23:51.421
3 -	2:03.688	+ 4.547	11:17:53.167	7 -	2:10.036	+ 10.895	11:26:01.457
4 -	<b>1:59.141</b>		<b>11:19:52.308</b>				
<b>98</b>	<b>Nick ASHMAN</b>		<b>D MG TF</b>				
1 -	2:24.168	+ 24.039	11:13:31.530	5 -	<b>2:00.129</b>		<b>11:21:49.522</b>
2 -	2:14.158	+ 14.029	11:15:45.688	6 -	2:00.819	+ 0.690	11:23:50.341
3 -	2:02.848	+ 2.719	11:17:48.536	7 -	2:01.206	+ 1.077	11:25:51.547
4 -	2:00.857	+ 0.728	11:19:49.393				
<b>227</b>	<b>Bruce CHAPMAN</b>		<b>C MG A Mille Miglia</b>				
1 -	2:21.725	+ 17.357	11:13:50.622	5 -	2:04.687	+ 0.319	11:22:29.691
2 -	2:15.939	+ 11.571	11:16:06.561	6 -	<b>2:04.368</b>		<b>11:24:34.059</b>
3 -	2:11.522	+ 7.154	11:18:18.083	7 -	2:05.727	+ 1.359	11:26:39.786
4 -	2:06.921	+ 2.553	11:20:25.004				
<b>229</b>	<b>Steve DIXON</b>		<b>C MG A Mille Miglia</b>				
1 -	2:20.667	+ 14.247	11:13:47.101	4 -	2:07.952	+ 1.532	11:20:26.503

Car 22 & 85 - Transponders low batteries - please rectify  
 CARS 6 & 7 - TRANSPONDERS NOT WORKING - FIX OR YOU WILL BE IGNORED IN THE RACE  
 Weather / Track : Cloudy / Dry

Silverstone International  
 Circuit Length = 2.2490 miles  
 Start: 11:10 End: 11:28

# Farol's John Deere Invitation Race

## QUALIFYING - RACE 12 - LAP ANALYSIS


2 -	2:17.085	+ 10.665	11:16:04.186	5 -	<b>2:06.420</b>		<b>11:22:32.923</b>
3 -	2:14.365	+ 7.945	11:18:18.551	6 -	2:30.829 P	+ 24.409	11:25:03.752

Car 22 & 85 - Transponders low batteries - please rectify  
CARS 6 & 7 - TRANSPONDERS NOT WORKING - FIX OR YOU WILL BE IGNORED IN THE RACE  
Weather / Track : Cloudy / Dry

Silverstone International  
Circuit Length = 2.2490 miles  
Start: 11:10 End: 11:28

# Farol's John Deere Invitation Race

## RACE 12 - GRID - AMENDED

ROW 17	2:17.392 89 David C KEELING	38 Neil CAWTHORN
ROW 16	2:06.420 229 Steve DIXON	2:15.309 71 Chris OWEN
ROW 15	2:04.454 14 Richard GREEN	2:04.929 26 Jeffrey MARSDEN
ROW 14	2:02.716 8 Stephen BARLOW	2:04.368 227 Bruce CHAPMAN
ROW 13	2:00.129 98 Nick ASHMAN	2:00.481 28 David BISHOP
ROW 12	1:59.721 7 Barry CARTER	1:59.897 96 John BISHOP
ROW 11	1:59.401 95 Charles HARMER	1:59.603 11 Alistair NAYLOR
ROW 10	1:57.353 52 Andrew COX	1:59.141 97 Jonathan HARMER
ROW 9	1:56.752 55 Tony RIVERS	1:56.994 23 David CLEWLEY
ROW 8	1:56.580 53 Richard THORNE	1:56.600 27 Bob ALLEN
ROW 7	1:56.005 25 Tim PATCHETT	1:56.459 17 Alex QUATTLEBAUM
ROW 6	1:55.552 6 Howard MAGUIRE	1:55.825 1 Stuart DEAN
ROW 5	1:54.377 69 Peter HOUSE	1:55.200 32 Anthony BINNINGTON
ROW 4	1:52.817 88 Peter EDNEY	1:53.622 9 George EDNEY
ROW 3	1:52.494 35 Tom DARK	1:52.695 2 John BUSSEY
ROW 2	1:50.415 30 Ron CODY	1:51.234 50 Dennis BRON
ROW 1	1:44.126 82 Steve SMITH	1:44.287 36 Colin JONES
<b>Pole</b>		
		

Car 38 allowed to start

Silverstone International  
Circuit Length = 2.2490 miles

These results are provisional until the conclusion of any judicial and technical matters.

Clerk of Course :		Timekeeper :

# Power Torque Morgan Challenge

## QUALIFYING - RACE 15 - CLASSIFICATION

POS	NO	CL	NAME	ENTRY	TIME	ON	LAPS	GAP	DIFF	MPH
1	69	A	Phil HOLLINS	Morgan Plus 8	1:38.238	5	9			82.41
2	66	B	Andrew THOMPSON	Morgan Roadster	1:38.505	7	9	0.267	0.267	82.19
3	13	B	Chris ACKLAM	Morgan Plus 8	1:38.765	9	9	0.527	0.260	81.97
4	87	B	Tony LEES	Morgan Plus 8	1:39.360	7	8	1.122	0.595	81.48
5	41	B	Robin PEARCE	Morgan Plus 8	1:39.548	7	9	1.310	0.188	81.33
6	19	F	Richard PLANT	Morgan Plus 8	1:39.630	8	9	1.392	0.082	81.26
7	96	B	Peter HENRY	Morgan Plus 8	1:39.834	7	9	1.596	0.204	81.09
8	16	B	Brett SYNDERCOMBE	Morgan Plus 8	1:39.913	9	9	1.675	0.079	81.03
9	6	R	Simon OREBI GANN	Morgan Roadster	1:40.509	9	9	2.271	0.596	80.55
10	89	B	John EMBERSON	Morgan Roadster	1:40.659	6	9	2.421	0.150	80.43
11	90	R	Tony RIVERS	Morgan Roadster	1:41.170	8	9	2.932	0.511	80.02
12	61	R	Simon BAINES	Morgan Roadster	1:42.074	3	9	3.836	0.904	79.31
13	14	C	Tim CLARK	Morgan Plus 8	1:42.077	3	9	3.839	0.003	79.31
14	54	C	Philip TISDALL	Morgan Plus 8	1:43.565	9	9	5.327	1.488	78.17
15	56	C	Steve MCDONALD	Morgan Plus 8	1:43.589	6	8	5.351	0.024	78.15
16	71	R	Kelvin LAIDLAW	Morgan Roadster	1:43.638	2	8	5.400	0.049	78.12
17	75	R	Andrew POTTER	Morgan Roadster	1:43.942	5	8	5.704	0.304	77.89
18	73	R	Roger WHITESIDE	Morgan Roadster	1:43.996	7	8	5.758	0.054	77.85
19	4	C	Jonathan EDWARDS	Morgan Plus 8	1:44.255	4	9	6.017	0.259	77.65
20	76		Tony HOWARD	Morgan Plus 8	1:44.789	4	8	6.551	0.534	77.26
21	79	R	Ulrich VIERHAUS	Morgan Roadster	1:45.511	8	8	7.273	0.722	76.73
22	34	B	Peter SARGEANT	Morgan Plus 8	1:45.804	5	8	7.566	0.293	76.52
23	17	D	Jack BELLINGER	Morgan Plus 8	1:48.439	3	6	10.201	2.635	74.66
24	52	R	Peter TWINHAM	Morgan Lightweight	1:49.342	8	8	11.104	0.903	74.04
25	42	R	Peter COLE	Morgan Roadster	1:49.933	7	8	11.695	0.591	73.64
26	12	E	David PHILLIPS	Morgan Plus 4	1:50.886	3	8	12.648	0.953	73.01
27	47	R	Peter RAFTER	Morgan Roadster	1:51.091	4	8	12.853	0.205	72.88

Weather / Track : Cloudy / Dry

These results are provisional until the conclusion of any judicial and technical matters.

Silverstone International  
Circuit Length = 2.2490 miles  
Start: 11:33 End: 11:50

Clerk of Course :		Timekeeper :
-------------------	--	--------------

# Power Torque Morgan Challenge

## QUALIFYING - RACE 15 - LAP ANALYSIS

<b>4</b>	<b>Jonathan EDWARDS</b>		<b>C Morgan Plus 8</b>				
1 -	1:57.099	+ 12.844	11:35:54.254	6 -	1:44.363	+ 0.108	11:44:41.853
2 -	1:46.545	+ 2.290	11:37:40.799	7 -	1:44.908	+ 0.653	11:46:26.761
3 -	1:46.408	+ 2.153	11:39:27.207	8 -	1:44.676	+ 0.421	11:48:11.437
4 -	<b>1:44.255</b>		<b>11:41:11.462</b>	9 -	1:47.088	+ 2.833	11:49:58.525
5 -	1:46.028	+ 1.773	11:42:57.490				
<b>6</b>	<b>Simon OREBI GANN</b>		<b>R Morgan Roadster</b>				
1 -	1:51.483	+ 10.974	11:35:42.841	6 -	1:40.520	+ 0.011	11:44:18.396
2 -	1:42.624	+ 2.115	11:37:25.465	7 -	1:42.305	+ 1.796	11:46:00.701
3 -	1:46.162	+ 5.653	11:39:11.627	8 -	1:41.784	+ 1.275	11:47:42.485
4 -	1:42.411	+ 1.902	11:40:54.038	9 -	<b>1:40.509</b>		<b>11:49:22.994</b>
5 -	1:43.838	+ 3.329	11:42:37.876				
<b>12</b>	<b>David PHILLIPS</b>		<b>E Morgan Plus 4</b>				
1 -	2:07.972	+ 17.086	11:36:02.432	5 -	1:51.389	+ 0.503	11:43:30.949
2 -	1:52.832	+ 1.946	11:37:55.264	6 -	1:52.648	+ 1.762	11:45:23.597
3 -	<b>1:50.886</b>		<b>11:39:46.150</b>	7 -	1:53.381	+ 2.495	11:47:16.978
4 -	1:53.410	+ 2.524	11:41:39.560	8 -	2:21.347 P	+ 30.461	11:49:38.325
<b>13</b>	<b>Chris ACKLAM</b>		<b>B Morgan Plus 8</b>				
1 -	1:51.791	+ 13.026	11:35:46.104	6 -	1:38.983	+ 0.218	11:44:06.795
2 -	1:40.779	+ 2.014	11:37:26.883	7 -	1:40.675	+ 1.910	11:45:47.470
3 -	1:41.703	+ 2.938	11:39:08.586	8 -	1:39.159	+ 0.394	11:47:26.629
4 -	1:39.970	+ 1.205	11:40:48.556	9 -	<b>1:38.765</b>		<b>11:49:05.394</b>
5 -	1:39.256	+ 0.491	11:42:27.812				
<b>14</b>	<b>Tim CLARK</b>		<b>C Morgan Plus 8</b>				
1 -	1:56.737	+ 14.660	11:35:53.116	6 -	1:48.428	+ 6.351	11:44:31.878
2 -	1:43.257	+ 1.180	11:37:36.373	7 -	1:43.304	+ 1.227	11:46:15.182
3 -	<b>1:42.077</b>		<b>11:39:18.450</b>	8 -	1:43.835	+ 1.758	11:47:59.017
4 -	1:42.548	+ 0.471	11:41:00.998	9 -	1:43.889	+ 1.812	11:49:42.906
5 -	1:42.452	+ 0.375	11:42:43.450				
<b>16</b>	<b>Brett SYNDERCOMBE</b>		<b>B Morgan Plus 8</b>				
1 -	1:52.995	+ 13.082	11:35:45.011	6 -	1:40.527	+ 0.614	11:44:17.061
2 -	1:41.558	+ 1.645	11:37:26.569	7 -	1:40.224	+ 0.311	11:45:57.285
3 -	1:41.553	+ 1.640	11:39:08.122	8 -	1:40.004	+ 0.091	11:47:37.289
4 -	1:43.085	+ 3.172	11:40:51.207	9 -	<b>1:39.913</b>		<b>11:49:17.202</b>
5 -	1:45.327	+ 5.414	11:42:36.534				
<b>17</b>	<b>Jack BELLINGER</b>		<b>D Morgan Plus 8</b>				
1 -	1:57.688	+ 9.249	11:35:57.623	4 -	1:49.575	+ 1.136	11:41:25.379
2 -	1:49.742	+ 1.303	11:37:47.365	5 -	1:48.534	+ 0.095	11:43:13.913
3 -	<b>1:48.439</b>		<b>11:39:35.804</b>	6 -	2:08.057 P	+ 19.618	11:45:21.970
<b>19</b>	<b>Richard PLANT</b>		<b>F Morgan Plus 8</b>				
1 -	1:55.405	+ 15.775	11:35:48.345	6 -	1:40.661	+ 1.031	11:44:14.194
2 -	1:43.050	+ 3.420	11:37:31.395	7 -	1:44.068	+ 4.438	11:45:58.262
3 -	1:40.473	+ 0.843	11:39:11.868	8 -	<b>1:39.630</b>		<b>11:47:37.892</b>
4 -	1:41.274	+ 1.644	11:40:53.142	9 -	1:39.969	+ 0.339	11:49:17.861
5 -	1:40.391	+ 0.761	11:42:33.533				
<b>34</b>	<b>Peter SARGEANT</b>		<b>B Morgan Plus 8</b>				
1 -	1:59.217	+ 13.413	11:36:19.798	5 -	<b>1:45.804</b>		<b>11:43:28.054</b>
2 -	1:49.270	+ 3.466	11:38:09.068	6 -	1:45.861	+ 0.057	11:45:13.915
3 -	1:47.206	+ 1.402	11:39:56.274	7 -	1:46.800	+ 0.996	11:47:00.715
4 -	1:45.976	+ 0.172	11:41:42.250	8 -	1:46.806	+ 1.002	11:48:47.521
<b>41</b>	<b>Robin PEARCE</b>		<b>B Morgan Plus 8</b>				
1 -	1:54.405	+ 14.857	11:36:01.353	6 -	1:39.731	+ 0.183	11:44:27.415
2 -	1:43.628	+ 4.080	11:37:44.981	7 -	<b>1:39.548</b>		<b>11:46:06.963</b>
3 -	1:41.042	+ 1.494	11:39:26.023	8 -	1:39.863	+ 0.315	11:47:46.826

Silverstone International  
 Circuit Length = 2.2490 miles  
 Start: 11:33 End: 11:50

Weather / Track : Cloudy / Dry

# Power Torque Morgan Challenge

## QUALIFYING - RACE 15 - LAP ANALYSIS

4 -	1:40.397	+ 0.849	11:41:06.420	9 -	1:41.061	+ 1.513	11:49:27.887
5 -	1:41.264	+ 1.716	11:42:47.684				
<b>42</b>	<b>Peter COLE</b>		R	Morgan Roadster			
1 -	2:03.878	+ 13.945	11:36:08.799	5 -	1:50.766	+ 0.833	11:43:39.181
2 -	1:56.433	+ 6.500	11:38:05.232	6 -	1:51.520	+ 1.587	11:45:30.701
3 -	1:52.822	+ 2.889	11:39:58.054	7 -	<b>1:49.933</b>		<b>11:47:20.634</b>
4 -	1:50.361	+ 0.428	11:41:48.415	8 -	1:51.274	+ 1.341	11:49:11.908
<b>47</b>	<b>Peter RAFTER</b>		R	Morgan Roadster			
1 -	2:06.219	+ 15.128	11:36:21.422	5 -	1:52.925	+ 1.834	11:43:50.070
2 -	1:52.288	+ 1.197	11:38:13.710	6 -	1:52.030	+ 0.939	11:45:42.100
3 -	1:52.344	+ 1.253	11:40:06.054	7 -	1:54.056	+ 2.965	11:47:36.156
4 -	<b>1:51.091</b>		<b>11:41:57.145</b>	8 -	1:55.339	+ 4.248	11:49:31.495
<b>52</b>	<b>Peter TWINHAM</b>		R	Morgan Lightweight			
1 -	2:10.386	+ 21.044	11:36:27.148	5 -	1:50.884	+ 1.542	11:43:58.606
2 -	1:58.282	+ 8.940	11:38:25.430	6 -	1:49.568	+ 0.226	11:45:48.174
3 -	1:52.680	+ 3.338	11:40:18.110	7 -	1:49.545	+ 0.203	11:47:37.719
4 -	1:49.612	+ 0.270	11:42:07.722	8 -	<b>1:49.342</b>		<b>11:49:27.061</b>
<b>54</b>	<b>Philip TISDALL</b>		C	Morgan Plus 8			
1 -	1:58.485	+ 14.920	11:35:56.819	6 -	1:44.262	+ 0.697	11:44:44.818
2 -	1:47.095	+ 3.530	11:37:43.914	7 -	1:44.649	+ 1.084	11:46:29.467
3 -	1:46.827	+ 3.262	11:39:30.741	8 -	1:43.970	+ 0.405	11:48:13.437
4 -	1:44.763	+ 1.198	11:41:15.504	9 -	<b>1:43.565</b>		<b>11:49:57.002</b>
5 -	1:45.052	+ 1.487	11:43:00.556				
<b>56</b>	<b>Steve MCDONALD</b>		C	Morgan Plus 8			
1 -	1:59.476	+ 15.887	11:36:04.421	5 -	1:44.538	+ 0.949	11:43:06.859
2 -	1:46.349	+ 2.760	11:37:50.770	6 -	<b>1:43.589</b>		<b>11:44:50.448</b>
3 -	1:45.025	+ 1.436	11:39:35.795	7 -	1:45.155	+ 1.566	11:46:35.603
4 -	1:46.526	+ 2.937	11:41:22.321	8 -	1:48.445	+ 4.856	11:48:24.048
<b>61</b>	<b>Simon BAINES</b>		R	Morgan Roadster			
1 -	1:56.869	+ 14.795	11:35:56.042	6 -	1:43.017	+ 0.943	11:44:32.791
2 -	1:44.423	+ 2.349	11:37:40.465	7 -	1:43.183	+ 1.109	11:46:15.974
3 -	<b>1:42.074</b>		<b>11:39:22.539</b>	8 -	1:45.508	+ 3.434	11:48:01.482
4 -	1:42.673	+ 0.599	11:41:05.212	9 -	1:43.467	+ 1.393	11:49:44.949
5 -	1:44.562	+ 2.488	11:42:49.774				
<b>66</b>	<b>Andrew THOMPSON</b>		B	Morgan Roadster			
1 -	1:52.839	+ 14.334	11:35:49.255	6 -	1:39.483	+ 0.978	11:44:14.451
2 -	1:43.361	+ 4.856	11:37:32.616	7 -	<b>1:38.505</b>		<b>11:45:52.956</b>
3 -	1:40.136	+ 1.631	11:39:12.752	8 -	1:39.093	+ 0.588	11:47:32.049
4 -	1:39.706	+ 1.201	11:40:52.458	9 -	1:38.890	+ 0.385	11:49:10.939
5 -	1:42.510	+ 4.005	11:42:34.968				
<b>69</b>	<b>Phil HOLLINS</b>		A	Morgan Plus 8			
1 -	1:50.864	+ 12.626	11:35:44.379	6 -	1:38.998	+ 0.760	11:44:00.863
2 -	1:41.203	+ 2.965	11:37:25.582	7 -	1:40.236	+ 1.998	11:45:41.099
3 -	1:39.588	+ 1.350	11:39:05.170	8 -	1:38.622	+ 0.384	11:47:19.721
4 -	1:38.457	+ 0.219	11:40:43.627	9 -	1:38.426	+ 0.188	11:48:58.147
5 -	<b>1:38.238</b>		<b>11:42:21.865</b>				
<b>71</b>	<b>Kelvin LAIDLAW</b>		R	Morgan Roadster			
1 -	1:54.332	+ 10.694	11:36:07.296	5 -	1:45.555	+ 1.917	11:43:05.329
2 -	<b>1:43.638</b>		<b>11:37:50.934</b>	6 -	1:44.382	+ 0.744	11:44:49.711
3 -	1:44.398	+ 0.760	11:39:35.332	7 -	1:44.720	+ 1.082	11:46:34.431
4 -	1:44.442	+ 0.804	11:41:19.774	8 -	1:45.184	+ 1.546	11:48:19.615
<b>73</b>	<b>Roger WHITESIDE</b>		R	Morgan Roadster			
1 -	2:00.331	+ 16.335	11:36:10.299	5 -	1:45.715	+ 1.719	11:43:19.536
2 -	1:51.192	+ 7.196	11:38:01.491	6 -	1:44.184	+ 0.188	11:45:03.720

Silverstone International  
Circuit Length = 2.2490 miles  
Start: 11:33 End: 11:50


Weather / Track : Cloudy / Dry

**Power Torque Morgan Challenge**  
**QUALIFYING - RACE 15 - LAP ANALYSIS**

3 -	1:46.880	+ 2.884	11:39:48.371	7 -	<b>1:43.996</b>		<b>11:46:47.716</b>
4 -	1:45.450	+ 1.454	11:41:33.821	8 -	1:44.278	+ 0.282	11:48:31.994
<b>75</b>	<b>Andrew POTTER</b>		R	Morgan Roadster			
1 -	2:01.550	+ 17.608	11:36:13.096	5 -	<b>1:43.942</b>		<b>11:43:18.195</b>
2 -	1:51.940	+ 7.998	11:38:05.036	6 -	1:44.596	+ 0.654	11:45:02.791
3 -	1:44.480	+ 0.538	11:39:49.516	7 -	1:44.225	+ 0.283	11:46:47.016
4 -	1:44.737	+ 0.795	11:41:34.253	8 -	1:43.972	+ 0.030	11:48:30.988
<b>76</b>	<b>Tony HOWARD</b>			Morgan Plus 8			
1 -	1:56.113	+ 11.324	11:35:58.004	5 -	1:46.040	+ 1.251	11:43:09.427
2 -	1:50.192	+ 5.403	11:37:48.196	6 -	1:46.025	+ 1.236	11:44:55.452
3 -	1:50.402	+ 5.613	11:39:38.598	7 -	1:45.546	+ 0.757	11:46:40.998
4 -	<b>1:44.789</b>		<b>11:41:23.387</b>	8 -	1:45.242	+ 0.453	11:48:26.240
<b>79</b>	<b>Ulrich VIERHAUS</b>		R	Morgan Roadster			
1 -	2:03.715	+ 18.204	11:36:12.097	5 -	1:46.989	+ 1.478	11:43:32.499
2 -	1:58.456	+ 12.945	11:38:10.553	6 -	1:46.749	+ 1.238	11:45:19.248
3 -	1:47.756	+ 2.245	11:39:58.309	7 -	1:46.231	+ 0.720	11:47:05.479
4 -	1:47.201	+ 1.690	11:41:45.510	8 -	<b>1:45.511</b>		<b>11:48:50.990</b>
<b>87</b>	<b>Tony LEES</b>		B	Morgan Plus 8			
1 -	1:49.854	+ 10.494	11:35:46.517	5 -	2:18.512 p	+ 39.152	11:43:08.711
2 -	1:41.307	+ 1.947	11:37:27.824	6 -	2:35.319	+ 55.959	11:45:44.030
3 -	1:41.356	+ 1.996	11:39:09.180	7 -	<b>1:39.360</b>		<b>11:47:23.390</b>
4 -	1:41.019	+ 1.659	11:40:50.199	8 -	1:43.149	+ 3.789	11:49:06.539
<b>89</b>	<b>John EMBERSON</b>		B	Morgan Roadster			
1 -	1:53.307	+ 12.648	11:35:51.836	6 -	<b>1:40.659</b>		<b>11:44:22.394</b>
2 -	1:42.944	+ 2.285	11:37:34.780	7 -	1:41.645	+ 0.986	11:46:04.039
3 -	1:41.774	+ 1.115	11:39:16.554	8 -	1:41.426	+ 0.767	11:47:45.465
4 -	1:40.974	+ 0.315	11:40:57.528	9 -	1:43.272	+ 2.613	11:49:28.737
5 -	1:44.207	+ 3.548	11:42:41.735				
<b>90</b>	<b>Tony RIVERS</b>		R	Morgan Roadster			
1 -	2:03.929	+ 22.759	11:36:17.529	6 -	1:42.162	+ 0.992	11:44:51.999
2 -	1:44.780	+ 3.610	11:38:02.309	7 -	1:42.181	+ 1.011	11:46:34.180
3 -	1:43.038	+ 1.868	11:39:45.347	8 -	<b>1:41.170</b>		<b>11:48:15.350</b>
4 -	1:41.950	+ 0.780	11:41:27.297	9 -	1:41.723	+ 0.553	11:49:57.073
5 -	1:42.540	+ 1.370	11:43:09.837				
<b>96</b>	<b>Peter HENRY</b>		B	Morgan Plus 8			
1 -	1:52.399	+ 12.565	11:35:47.116	6 -	1:40.634	+ 0.800	11:44:15.197
2 -	1:42.556	+ 2.722	11:37:29.672	7 -	<b>1:39.834</b>		<b>11:45:55.031</b>
3 -	1:40.022	+ 0.188	11:39:09.694	8 -	1:40.284	+ 0.450	11:47:35.315
4 -	1:41.687	+ 1.853	11:40:51.381	9 -	1:39.906	+ 0.072	11:49:15.221
5 -	1:43.182	+ 3.348	11:42:34.563				

# Power Torque Morgan Challenge

## RACE 15 - GRID

ROW 14	1:51.091 47 Peter RAFTER	
ROW 13	1:49.933 42 Peter COLE	1:50.886 12 David PHILLIPS
ROW 12	1:48.439 17 Jack BELLINGER	1:49.342 52 Peter TWINHAM
ROW 11	1:45.511 79 Ulrich VIERHAUS	1:45.804 34 Peter SARGEANT
ROW 10	1:44.255 4 Jonathan EDWARDS	1:44.789 76 Tony HOWARD
ROW 9	1:43.942 75 Andrew POTTER	1:43.996 73 Roger WHITESIDE
ROW 8	1:43.589 56 Steve MCDONALD	1:43.638 71 Kelvin LAIDLAW
ROW 7	1:42.077 14 Tim CLARK	1:43.565 54 Phillip TISDALL
ROW 6	1:41.170 90 Tony RIVERS	1:42.074 61 Simon BAINES
ROW 5	1:40.509 6 Simon OREBI GANN	1:40.659 89 John EMBERSON
ROW 4	1:39.834 96 Peter HENRY	1:39.913 16 Brett SYNDERCOMBE
ROW 3	1:39.548 41 Robin PEARCE	1:39.630 19 Richard PLANT
ROW 2	1:38.765 13 Chris ACKLAM	1:39.360 87 Tony LEES
ROW 1	1:38.238 69 Phil HOLLINS	1:38.505 66 Andrew THOMPSON
<b>Pole</b>		
		

Silverstone International  
Circuit Length = 2.2490 miles

**These results are provisional until the conclusion of any judicial and technical matters.**

Clerk of Course :	Timekeeper :
-------------------	--------------

### 30 Minute Pit Stop Race for One or Two Drivers

## QUALIFYING - RACE 17 - CLASSIFICATION

POS	NO	CL	NAME	ENTRY	TIME	ON	LAPS	GAP	DIFF	MPH
1	68		Mark WRIGHT	Ford Escort RS 1800	1:35.550	8	9			84.73
2	61		LUTI/BANKS	MG ZT 520	1:39.362	2	11	3.812	3.812	81.48
3	73		WALKER/WAHLGREN	MG ZR 190	1:39.607	5	11	4.057	0.245	81.28
4	22		Pat FENN	BMW E36 M3	1:39.903	10	12	4.353	0.296	81.04
5	99		COLE/BRYNE	MG ZR 190	1:40.717	10	11	5.167	0.814	80.38
6	8		GAMMONS/CLEMENTS	MG ZR 190	1:41.243	3	7	5.693	0.526	79.96
7	30		HENDERSON/HULLETT	Austin Healey Sprite	1:41.621	9	11	6.071	0.378	79.67
8	13		BURCHILL/WATSON	MG ZS	1:43.735	9	10	8.185	2.114	78.04
9	41		Tim PEARCE	Morgan Plus 8	1:44.011	5	7	8.461	0.276	77.84
10	34		Brian CAKEBREAD	MG B Roadster	1:45.036	8	11	9.486	1.025	77.08
11	37		CRIPPS/HULMES	MG BGT V8	1:45.151	7	10	9.601	0.115	76.99
12	71		Graham PADDICK	Kougar Jaguar	1:45.437	5	8	9.887	0.286	76.78
13	36		Peter MALLETT	Ford Capri 3.0S`	1:45.939	6	8	10.389	0.502	76.42
14	18		Charles MARRIOTT	Austin Healey Sprite Mk.1	1:46.319	11	11	10.769	0.380	76.15
15	66		HOLMES/SPENCER	MG BGT V8	1:47.405	10	10	11.855	1.086	75.38
16	35		Gordon BRUCE	MGB Unknown	1:47.760	11	11	12.210	0.355	75.13
17	90		HOLMES/GAMMONS	MG TF	1:48.296	2	2	12.746	0.536	74.76
18	6		Charles HAZEL	MG ZR 160	1:48.532	9	10	12.982	0.236	74.59
19	40		Barry John GRAHAM	MG Midget	1:49.802	11	11	14.252	1.270	73.73
20	29		LEWIS/LEWIS	MG B	1:50.605	10	10	15.055	0.803	73.20
21	39		WATERMAN/WATERMAN	MG ZR 160	1:51.195	10	10	15.645	0.590	72.81
22	26		McGEE/LASKEY	MG Midget	1:51.357	7	10	15.807	0.162	72.70
23	12		PAGE/HOPE	Austin Healey Sprite Mk.1	1:51.506	4	11	15.956	0.149	72.60
24	9		OKINES/CROFT	MG B Roadster	1:52.246	8	10	16.696	0.740	72.13
25	62		GRAY/SIMPSON	MG B Roadster	1:53.052	9	10	17.502	0.806	71.61
26	17		SMITH/SMITH	MG Montego	1:53.911	7	10	18.361	0.859	71.07
27	63		Victoria STONES	MGB	1:55.706	8	10	20.156	1.795	69.97
28	23		PHILLIPS/BOWKER	MG Metro	1:55.771	4	6	20.221	0.065	69.93
29	28		WILLIAMS/DAVIES	MG Metro K series	2:03.736	2	8	28.186	7.965	65.43
30	38		CONSTANCE/CONSTANCE	Rover Metro 100 GTi	2:07.389	3	8	31.839	3.653	63.55

Car 38 - Transponder incorrectly fitted - please rectify

Weather / Track : Cloudy / Dry

These results are provisional until the conclusion of any judicial and technical matters.

Silverstone International  
Circuit Length = 2.2490 miles  
Start: 11:53 End: 12:15

Clerk of Course :		Timekeeper :
-------------------	--	--------------

### 30 Minute Pit Stop Race for One or Two Drivers

### QUALIFYING - RACE 17 - LAP ANALYSIS

<b>6</b>	<b>Charles HAZEL</b>		<b>MG ZR 160</b>				
1 -	2:02.601	+ 14.069	11:56:48.235	6 -	1:50.239	+ 1.707	12:06:08.958
2 -	1:56.131	+ 7.599	11:58:44.366	7 -	1:52.834	+ 4.302	12:08:01.792
3 -	1:51.219	+ 2.687	12:00:35.585	8 -	1:53.042	+ 4.510	12:09:54.834
4 -	1:51.499	+ 2.967	12:02:27.084	9 -	<b>1:48.532</b>		<b>12:11:43.366</b>
5 -	1:51.635	+ 3.103	12:04:18.719	10 -	2:13.963 P	+ 25.431	12:13:57.329
<b>8</b>	<b>GAMMONS/CLEMENTS</b>		<b>MG ZR 190</b>				
1 -	1:51.146	+ 9.903	11:56:36.266	5 -	5:09.523	+ 3:28.280	12:07:22.449
2 -	1:44.811	+ 3.568	11:58:21.077	6 -	2:02.279 P	+ 21.036	12:09:24.728
3 -	<b>1:41.243</b>		<b>12:00:02.320</b>	7 -	4:14.855 P	+ 2:33.612	12:13:39.583
4 -	2:10.606 P	+ 29.363	12:02:12.926				
<b>9</b>	<b>OKINES/CROFT</b>		<b>MG B Roadster</b>				
1 -	1:57.378	+ 5.132	11:56:25.711	6 -	1:58.595	+ 6.349	12:07:10.575
2 -	1:55.519	+ 3.273	11:58:21.230	7 -	1:53.011	+ 0.765	12:09:03.586
3 -	1:53.840	+ 1.594	12:00:15.070	8 -	<b>1:52.246</b>		<b>12:10:55.832</b>
4 -	2:01.892 P	+ 9.646	12:02:16.962	9 -	1:55.568	+ 3.322	12:12:51.400
5 -	2:55.018	+ 1:02.772	12:05:11.980	10 -	1:53.154	+ 0.908	12:14:44.554
<b>12</b>	<b>PAGE/HOPE</b>		<b>Austin Healey Sprite Mk.1</b>				
1 -	2:02.972	+ 11.466	11:56:48.855	7 -	1:57.952	+ 6.446	12:08:09.747
2 -	1:53.304	+ 1.798	11:58:42.159	8 -	1:52.854	+ 1.348	12:10:02.601
3 -	1:52.975	+ 1.469	12:00:35.134	9 -	1:52.428	+ 0.922	12:11:55.029
4 -	<b>1:51.506</b>		<b>12:02:26.640</b>	10 -	1:51.935	+ 0.429	12:13:46.964
5 -	1:51.561	+ 0.055	12:04:18.201	11 -	1:52.169	+ 0.663	12:15:39.133
6 -	1:53.594	+ 2.088	12:06:11.795				
<b>13</b>	<b>BURCHILL/WATSON</b>		<b>MG ZS</b>				
1 -	1:57.487	+ 13.752	11:56:31.360	6 -	1:45.406	+ 1.671	12:07:07.937
2 -	1:51.826	+ 8.091	11:58:23.186	7 -	1:45.694	+ 1.959	12:08:53.631
3 -	1:56.131	+ 12.396	12:00:19.317	8 -	1:44.042	+ 0.307	12:10:37.673
4 -	1:59.426 P	+ 15.691	12:02:18.743	9 -	<b>1:43.735</b>		<b>12:12:21.408</b>
5 -	3:03.788	+ 1:20.053	12:05:22.531	10 -	1:44.550	+ 0.815	12:14:05.958
<b>17</b>	<b>SMITH/SMITH</b>		<b>MG Montego</b>				
1 -	2:02.108	+ 8.197	11:56:49.998	6 -	1:58.211	+ 4.300	12:07:27.928
2 -	1:55.990	+ 2.079	11:58:45.988	7 -	<b>1:53.911</b>		<b>12:09:21.839</b>
3 -	1:55.084	+ 1.173	12:00:41.072	8 -	1:54.068	+ 0.157	12:11:15.907
4 -	2:03.157 P	+ 9.246	12:02:44.229	9 -	1:54.138	+ 0.227	12:13:10.045
5 -	2:45.488	+ 51.577	12:05:29.717	10 -	1:54.801	+ 0.890	12:15:04.846
<b>18</b>	<b>Charles MARRIOTT</b>		<b>Austin Healey Sprite Mk.1</b>				
1 -	1:58.303	+ 11.984	11:56:31.135	7 -	1:49.911	+ 3.592	12:07:24.066
2 -	1:48.960	+ 2.641	11:58:20.095	8 -	1:47.176	+ 0.857	12:09:11.242
3 -	1:48.268	+ 1.949	12:00:08.363	9 -	1:48.753	+ 2.434	12:10:59.995
4 -	1:49.871	+ 3.552	12:01:58.234	10 -	1:46.602	+ 0.283	12:12:46.597
5 -	1:47.070	+ 0.751	12:03:45.304	11 -	<b>1:46.319</b>		<b>12:14:32.916</b>
6 -	1:48.851	+ 2.532	12:05:34.155				
<b>22</b>	<b>Pat FENN</b>		<b>BMW E36 M3</b>				
1 -	1:54.855	+ 14.952	11:56:31.573	7 -	1:54.359	+ 14.456	12:06:54.305
2 -	1:44.928	+ 5.025	11:58:16.501	8 -	1:40.837	+ 0.934	12:08:35.142
3 -	1:41.219	+ 1.316	11:59:57.720	9 -	1:40.543	+ 0.640	12:10:15.685
4 -	1:40.267	+ 0.364	12:01:37.987	10 -	<b>1:39.903</b>		<b>12:11:55.588</b>
5 -	1:41.630	+ 1.727	12:03:19.617	11 -	1:41.213	+ 1.310	12:13:36.801
6 -	1:40.329	+ 0.426	12:04:59.946	12 -	1:41.185	+ 1.282	12:15:17.986
<b>23</b>	<b>PHILLIPS/BOWKER</b>		<b>MG Metro</b>				
1 -	2:04.656	+ 8.885	11:56:58.032	4 -	<b>1:55.771</b>		<b>12:02:47.706</b>
2 -	1:57.974	+ 2.203	11:58:56.006	5 -	2:01.820 P	+ 6.049	12:04:49.526
3 -	1:55.929	+ 0.158	12:00:51.935	6 -	2:56.920	+ 1:01.149	12:07:46.446

Car 38 - Transponder incorrectly fitted - please rectify

Weather / Track : Cloudy / Dry

### 30 Minute Pit Stop Race for One or Two Drivers

### QUALIFYING - RACE 17 - LAP ANALYSIS

<b>26</b>	<b>McGEE/LASKEY</b>		<b>MG Midget</b>				
1 -	2:04.000	+ 12.643	11:56:35.935	6 -	1:54.133	+ 2.776	12:07:37.119
2 -	1:56.279	+ 4.922	11:58:32.214	7 -	<b>1:51.357</b>		<b>12:09:28.476</b>
3 -	1:54.563	+ 3.206	12:00:26.777	8 -	2:02.524	+ 11.167	12:11:31.000
4 -	2:10.180 P	+ 18.823	12:02:36.957	9 -	1:52.313	+ 0.956	12:13:23.313
5 -	3:06.029	+ 1:14.672	12:05:42.986	10 -	1:51.436	+ 0.079	12:15:14.749
<b>28</b>	<b>WILLIAMS/DAVIES</b>		<b>MG Metro K series</b>				
1 -	2:07.756	+ 4.020	11:57:06.533	5 -	3:50.127 P	+ 1:46.391	12:07:23.928
2 -	<b>2:03.736</b>		<b>11:59:10.269</b>	6 -	2:34.379	+ 30.643	12:09:58.307
3 -	2:04.613	+ 0.877	12:01:14.882	7 -	2:12.283	+ 8.547	12:12:10.590
4 -	2:18.919 P	+ 15.183	12:03:33.801	8 -	2:09.446	+ 5.710	12:14:20.036
<b>29</b>	<b>LEWIS/LEWIS</b>		<b>MG B</b>				
1 -	2:00.809	+ 10.204	11:56:39.161	6 -	1:54.206	+ 3.601	12:07:32.490
2 -	1:56.661	+ 6.056	11:58:35.822	7 -	1:51.065	+ 0.460	12:09:23.555
3 -	1:53.865	+ 3.260	12:00:29.687	8 -	1:50.948	+ 0.343	12:11:14.503
4 -	2:09.408 P	+ 18.803	12:02:39.095	9 -	1:50.970	+ 0.365	12:13:05.473
5 -	2:59.189	+ 1:08.584	12:05:38.284	10 -	<b>1:50.605</b>		<b>12:14:56.078</b>
<b>30</b>	<b>HENDERSON/HULLETT</b>		<b>Austin Healey Sprite</b>				
1 -	1:52.966	+ 11.345	11:56:41.868	7 -	1:55.219 P	+ 13.598	12:07:15.119
2 -	1:44.589	+ 2.968	11:58:26.457	8 -	2:57.031	+ 1:15.410	12:10:12.150
3 -	1:45.253	+ 3.632	12:00:11.710	9 -	<b>1:41.621</b>		<b>12:11:53.771</b>
4 -	1:42.950	+ 1.329	12:01:54.660	10 -	1:43.885	+ 2.264	12:13:37.656
5 -	1:43.250	+ 1.629	12:03:37.910	11 -	1:42.572	+ 0.951	12:15:20.228
6 -	1:41.990	+ 0.369	12:05:19.900				
<b>34</b>	<b>Brian CAKEBREAD</b>		<b>MG B Roadster</b>				
1 -	1:58.565	+ 13.529	11:56:39.358	7 -	1:48.807	+ 3.771	12:07:26.725
2 -	1:48.813	+ 3.777	11:58:28.171	8 -	<b>1:45.036</b>		<b>12:09:11.761</b>
3 -	1:47.428	+ 2.392	12:00:15.599	9 -	1:45.623	+ 0.587	12:10:57.384
4 -	1:46.991	+ 1.955	12:02:02.590	10 -	1:45.442	+ 0.406	12:12:42.826
5 -	1:47.216	+ 2.180	12:03:49.806	11 -	1:58.570 P	+ 13.534	12:14:41.396
6 -	1:48.112	+ 3.076	12:05:37.918				
<b>35</b>	<b>Gordon BRUCE</b>		<b>MGB Unknown</b>				
1 -	1:58.084	+ 10.324	11:56:29.175	7 -	1:52.351	+ 4.591	12:07:33.936
2 -	1:52.007	+ 4.247	11:58:21.182	8 -	1:49.214	+ 1.454	12:09:23.150
3 -	1:49.447	+ 1.687	12:00:10.629	9 -	1:48.438	+ 0.678	12:11:11.588
4 -	1:48.875	+ 1.115	12:01:59.504	10 -	1:48.233	+ 0.473	12:12:59.821
5 -	1:49.419	+ 1.659	12:03:48.923	11 -	<b>1:47.760</b>		<b>12:14:47.581</b>
6 -	1:52.662	+ 4.902	12:05:41.585				
<b>36</b>	<b>Peter MALLETT</b>		<b>Ford Capri 3.0S`</b>				
1 -	1:54.840	+ 8.901	11:56:29.376	5 -	1:46.074	+ 0.135	12:03:38.198
2 -	1:48.098	+ 2.159	11:58:17.474	6 -	<b>1:45.939</b>		<b>12:05:24.137</b>
3 -	1:46.909	+ 0.970	12:00:04.383	7 -	1:48.406	+ 2.467	12:07:12.543
4 -	1:47.741	+ 1.802	12:01:52.124	8 -	2:17.923 P	+ 31.984	12:09:30.466
<b>37</b>	<b>CRIPPS/HULMES</b>		<b>MG BGT V8</b>				
1 -	1:58.334	+ 13.183	11:56:36.972	6 -	1:49.711	+ 4.560	12:07:26.789
2 -	1:49.639	+ 4.488	11:58:26.611	7 -	<b>1:45.151</b>		<b>12:09:11.940</b>
3 -	1:57.875 P	+ 12.724	12:00:24.486	8 -	1:46.383	+ 1.232	12:10:58.323
4 -	3:24.558	+ 1:39.407	12:03:49.044	9 -	1:51.857	+ 6.706	12:12:50.180
5 -	1:48.034	+ 2.883	12:05:37.078	10 -	1:46.352	+ 1.201	12:14:36.532
<b>38</b>	<b>CONSTANCE/CONSTANCE</b>		<b>Rover Metro 100 GTi</b>				
1 -	2:15.857	+ 8.468	11:56:47.699	5 -	4:31.269	+ 2:23.880	12:07:57.976
2 -	2:08.656	+ 1.267	11:58:56.355	6 -	2:31.021	+ 23.632	12:10:28.997
3 -	<b>2:07.389</b>		<b>12:01:03.744</b>	7 -	2:29.645	+ 22.256	12:12:58.642
4 -	2:22.963 P	+ 15.574	12:03:26.707	8 -	2:23.606	+ 16.217	12:15:22.248

Car 38 - Transponder incorrectly fitted - please rectify

Weather / Track : Cloudy / Dry

### 30 Minute Pit Stop Race for One or Two Drivers

### QUALIFYING - RACE 17 - LAP ANALYSIS

<b>39</b>	<b>WATERMAN/WATERMAN</b>			<b>MG ZR 160</b>			
1 -	1:58.629	+ 7.434	11:56:32.326	6 -	3:29.799	+ 1:38.604	12:07:43.488
2 -	1:57.733	+ 6.538	11:58:30.059	7 -	1:55.342	+ 4.147	12:09:38.830
3 -	1:51.538	+ 0.343	12:00:21.597	8 -	1:52.922	+ 1.727	12:11:31.752
4 -	1:51.584	+ 0.389	12:02:13.181	9 -	1:52.469	+ 1.274	12:13:24.221
5 -	2:00.508 P	+ 9.313	12:04:13.689	10 -	<b>1:51.195</b>		<b>12:15:15.416</b>
<b>40</b>	<b>Barry John GRAHAM</b>			<b>MG Midget</b>			
1 -	2:07.516	+ 17.714	11:56:46.677	7 -	1:59.154	+ 9.352	12:08:15.413
2 -	1:56.816	+ 7.014	11:58:43.493	8 -	1:51.089	+ 1.287	12:10:06.502
3 -	1:54.674	+ 4.872	12:00:38.167	9 -	1:53.262	+ 3.460	12:11:59.764
4 -	1:53.120	+ 3.318	12:02:31.287	10 -	1:50.660	+ 0.858	12:13:50.424
5 -	1:52.238	+ 2.436	12:04:23.525	11 -	<b>1:49.802</b>		<b>12:15:40.226</b>
6 -	1:52.734	+ 2.932	12:06:16.259				
<b>41</b>	<b>Tim PEARCE</b>			<b>Morgan Plus 8</b>			
1 -	1:44.777	+ 0.766	12:01:54.660	5 -	<b>1:44.011</b>		<b>12:08:54.660</b>
2 -	1:44.088	+ 0.077	12:03:38.748	6 -	1:55.802 P	+ 11.791	12:10:50.462
3 -	1:45.636	+ 1.625	12:05:24.384	7 -	3:46.135	+ 2:02.124	12:14:36.597
4 -	1:46.265	+ 2.254	12:07:10.649				
<b>61</b>	<b>LUT/BANKS</b>			<b>MG ZT 520</b>			
1 -	1:43.956	+ 4.594	11:56:15.993	7 -	1:46.334	+ 6.972	12:08:25.014
2 -	<b>1:39.362</b>		<b>11:57:55.355</b>	8 -	1:44.373	+ 5.011	12:10:09.387
3 -	1:42.398	+ 3.036	11:59:37.753	9 -	1:42.390	+ 3.028	12:11:51.777
4 -	2:03.021 P	+ 23.659	12:01:40.774	10 -	1:43.865	+ 4.503	12:13:35.642
5 -	3:12.688	+ 1:33.326	12:04:53.462	11 -	1:44.054	+ 4.692	12:15:19.696
6 -	1:45.218	+ 5.856	12:06:38.680				
<b>62</b>	<b>GRAY/SIMPSON</b>			<b>MG B Roadster</b>			
1 -	2:06.276	+ 13.224	11:56:52.261	6 -	3:04.542	+ 1:11.490	12:07:46.163
2 -	1:56.583	+ 3.531	11:58:48.844	7 -	1:55.977	+ 2.925	12:09:42.140
3 -	1:54.365	+ 1.313	12:00:43.209	8 -	1:53.492	+ 0.440	12:11:35.632
4 -	1:55.160	+ 2.108	12:02:38.369	9 -	<b>1:53.052</b>		<b>12:13:28.684</b>
5 -	2:03.252 P	+ 10.200	12:04:41.621	10 -	1:54.354	+ 1.302	12:15:23.038
<b>63</b>	<b>Victoria STONES</b>			<b>MGB</b>			
1 -	2:13.472	+ 17.766	11:56:57.804	6 -	2:03.129	+ 7.423	12:06:58.406
2 -	2:05.237	+ 9.531	11:59:03.041	7 -	1:58.075	+ 2.369	12:08:56.481
3 -	1:59.596	+ 3.890	12:01:02.637	8 -	<b>1:55.706</b>		<b>12:10:52.187</b>
4 -	1:56.670	+ 0.964	12:02:59.307	9 -	1:58.529	+ 2.823	12:12:50.716
5 -	1:55.970	+ 0.264	12:04:55.277	10 -	1:55.908	+ 0.202	12:14:46.624
<b>66</b>	<b>HOLMES/SPENCER</b>			<b>MG BGT V8</b>			
1 -	1:54.569	+ 7.164	11:56:34.227	6 -	3:06.458	+ 1:19.053	12:07:06.958
2 -	1:49.284	+ 1.879	11:58:23.511	7 -	1:49.702	+ 2.297	12:08:56.660
3 -	1:49.258	+ 1.853	12:00:12.769	8 -	1:47.840	+ 0.435	12:10:44.500
4 -	1:48.133	+ 0.728	12:02:00.902	9 -	1:48.286	+ 0.881	12:12:32.786
5 -	1:59.598 P	+ 12.193	12:04:00.500	10 -	<b>1:47.405</b>		<b>12:14:20.191</b>
<b>68</b>	<b>Mark WRIGHT</b>			<b>Ford Escort RS 1800</b>			
1 -	1:54.086	+ 18.536	11:56:46.833	6 -	4:17.933	+ 2:42.383	12:07:55.196
2 -	1:43.368	+ 7.818	11:58:30.201	7 -	1:35.782	+ 0.232	12:09:30.978
3 -	1:38.422	+ 2.872	12:00:08.623	8 -	<b>1:35.550</b>		<b>12:11:06.528</b>
4 -	1:37.553	+ 2.003	12:01:46.176	9 -	1:55.063 P	+ 19.513	12:13:01.591
5 -	1:51.087 P	+ 15.537	12:03:37.263				
<b>71</b>	<b>Graham PADDICK</b>			<b>Kougar Jaguar</b>			
1 -	1:58.841	+ 13.404	11:56:33.333	5 -	<b>1:45.437</b>		<b>12:03:51.362</b>
2 -	1:50.828	+ 5.391	11:58:24.161	6 -	1:47.243	+ 1.806	12:05:38.605
3 -	1:49.099	+ 3.662	12:00:13.260	7 -	1:50.477	+ 5.040	12:07:29.082
4 -	1:52.665	+ 7.228	12:02:05.925	8 -	2:16.119 P	+ 30.682	12:09:45.201

Car 38 - Transponder incorrectly fitted - please rectify

Weather / Track : Cloudy / Dry

www.tsl-timing.com

Page 3 of 4

Silverstone International  
Circuit Length = 2.2490 miles  
Start: 11:53 End: 12:15

Printed - 12.16 Sunday, 12 July 2009

**30 Minute Pit Stop Race for One or Two Drivers**  
**QUALIFYING - RACE 17 - LAP ANALYSIS**


<b>73</b>		<b>WALKER/WAHLGREN</b>		<b>MG ZR 190</b>			
1 -	1:53.857	+ 14.250	11:56:40.577	7 -	2:47.169	+ 1:07.562	12:08:10.674
2 -	1:43.917	+ 4.310	11:58:24.494	8 -	1:41.642	+ 2.035	12:09:52.316
3 -	1:41.761	+ 2.154	12:00:06.255	9 -	1:41.895	+ 2.288	12:11:34.211
4 -	1:41.983	+ 2.376	12:01:48.238	10 -	1:41.550	+ 1.943	12:13:15.761
5 -	<b>1:39.607</b>		<b>12:03:27.845</b>	11 -	1:42.737	+ 3.130	12:14:58.498
6 -	1:55.660 P	+ 16.053	12:05:23.505				
<b>90</b>		<b>HOLMES/GAMMONS</b>		<b>MG TF</b>			
1 -	1:52.903	+ 4.607	12:02:57.479	2 -	<b>1:48.296</b>		<b>12:04:45.775</b>
<b>99</b>		<b>COLE/BRYNE</b>		<b>MG ZR 190</b>			
1 -	1:59.296	+ 18.579	11:56:47.896	7 -	1:41.772	+ 1.055	12:08:36.978
2 -	1:44.504	+ 3.787	11:58:32.400	8 -	1:41.584	+ 0.867	12:10:18.562
3 -	1:53.290 P	+ 12.573	12:00:25.690	9 -	1:50.797	+ 10.080	12:12:09.359
4 -	2:55.727	+ 1:15.010	12:03:21.417	10 -	<b>1:40.717</b>		<b>12:13:50.076</b>
5 -	1:50.784	+ 10.067	12:05:12.201	11 -	1:44.664	+ 3.947	12:15:34.740
6 -	1:43.005	+ 2.288	12:06:55.206				

Car 38 - Transponder incorrectly fitted - please rectify

Weather / Track : Cloudy / Dry

# 30 Minute Pit Stop Race for One or Two Drivers

## RACE 17 - GRID

ROW 16	16	STAINES/GRIFFITHS		
ROW 15	28	2:03.736 WILLIAMS/DAVIES	38	2:07.389 CONSTANCE/CONSTANCE
ROW 14	63	1:55.706 Victoria STONES	23	1:55.771 PHILLIPS/BOWKER
ROW 13	62	1:53.052 GRAY/SIMPSON	17	1:53.911 SMITH/SMITH
ROW 12	12	1:51.506 PAGE/HOPE	9	1:52.246 OKINES/CROFT
ROW 11	39	1:51.195 WATERMAN/WATERMAN	26	1:51.357 McGEE/LASKEY
ROW 10	40	1:49.802 Barry John GRAHAM	29	1:50.605 LEWIS/LEWIS
ROW 9	90	1:48.296 HOLMES/GAMMONS	6	1:48.532 Charles HAZEL
ROW 8	66	1:47.405 HOLMES/SPENCER	35	1:47.760 Gordon BRUCE
ROW 7	36	1:45.939 Peter MALLETT	18	1:46.319 Charles MARRIOTT
ROW 6	37	1:45.151 CRIPPS/HULMES	71	1:45.437 Graham PADDICK
ROW 5	41	1:44.011 Tim PEARCE	34	1:45.036 Brian CAKEBREAD
ROW 4	30	1:41.621 HENDERSON/HULLETT	13	1:43.735 BURCHILL/WATSON
ROW 3	99	1:40.717 COLE/BRYNE	8	1:41.243 GAMMONS/CLEMENTS
ROW 2	73	1:39.607 WALKER/WAHLGREN	22	1:39.903 Pat FENN
ROW 1	68	1:35.550 Mark WRIGHT	61	1:39.362 LUTI/BANKS
<b>Pole</b>				
				

Silverstone International  
Circuit Length = 2.2490 miles

**These results are provisional until the conclusion of any judicial and technical matters.**

Clerk of Course :

Timekeeper :

# Signtec Trophy Race for 50's & 60's Sports Cars

## RACE 11 - CLASSIFICATION

POS	NO	CL	NAME	ENTRY	LAPS	TIME	GAP	DIFF	MPH	BEST	ON
1	22	4	Tom SMITH	MG B	17	30:07.788			76.13	1:44.417	3
2	44	4	Jeremy COTTINGHAM	MGB	17	30:24.284	16.496	16.496	75.44	1:45.855	4
3	69	4	Rob CULL	TVR Grantura	17	30:27.670	19.882	3.386	75.30	1:45.970	4
4	1	4	David BERESFORD	MGB	17	30:31.097	23.309	3.427	75.16	1:46.087	3
5	84	4	Mike HARRIS	MGB	17	30:31.340	23.552	0.243	75.15	1:46.594	3
6	35	4	David GARDNER	MGB	17	31:02.989	55.201	31.649	73.88	1:47.682	6
7	6	5	John ANDON	Triumph TR4	17	31:06.135	58.347	3.146	73.75	1:47.756	17
8	74	4	John YEA	MG B Roadster	17	31:09.402	1:01.614	3.267	73.62	1:48.099	13
9	30	4	Ron CODY	MGA	17	31:20.312	1:12.524	10.910	73.19	1:47.405	3
10	77	5	Pete FOSTER	Triumph TR4	17	31:23.181	1:15.393	2.869	73.08	1:48.673	15
11	64	4	Colin ELSTROP	TVR Grantura	17	31:24.768	1:16.980	1.587	73.02	1:49.231	5
12	17	4	Richard SKINNER	MG B Roadster	17	31:27.261	1:19.473	2.493	72.93	1:48.735	4
13	26	4	Diane OSBORNE	MGB	17	31:28.296	1:20.508	1.035	72.89	1:49.421	8
14	65	4	Neil HARDY	Austin Healey 100M	17	31:29.393	1:21.605	1.097	72.84	1:49.174	16
15	25	4	Tim PATCHETT	MG B	17	31:36.325	1:28.537	6.932	72.58	1:49.161	6
16	73	4	Graham SHRINGLEY JONES	MG B Roadster	17	31:46.170	1:38.382	9.845	72.20	1:49.291	3
17	66	4	Graham FORRESTER	MG B	16	30:22.622	1 lap	1 lap	71.07	1:51.987	3
18	38	4	Peter BARNARD	Elva Courier	16	30:28.279	1 lap	5.657	70.85	1:51.875	11
19	5	4	Steve HALL	MGB	16	30:41.615	1 lap	13.336	70.34	1:52.515	4
20	98	5	Mark PANGBORN	Austin Healey 100M	16	30:51.763	1 lap	10.148	69.95	1:52.423	11
21	63	4	Graham BATES	MG B	16	31:03.190	1 lap	11.427	69.52	1:53.752	8
22	83	2	Harvey WOODS	Ashley MG Midget	16	31:13.439	1 lap	10.249	69.14	1:54.030	5
23	7	2	Brian ARCULUS	WSM Midget	16	31:16.681	1 lap	3.242	69.02	1:53.546	13
24	52	2	Helen ELSTROP	Triumph Spitfire	16	31:17.406	1 lap	0.725	69.00	1:53.975	16
25	56	5	Nils-Fredrick NYBLEUS	Austin Healey 100M	16	31:20.891	1 lap	3.485	68.87	1:53.934	13
26	60	4	Nick CREWSDON	MGB	16	31:22.434	1 lap	1.543	68.81	1:54.750	13
27	68	2	Richard McKOEN	MG Midget	16	31:53.384	1 lap	30.950	67.70	1:56.232	12
28	88	5	Andrew SOMERVILLE	Triumph TR4	16	31:54.585	1 lap	1.201	67.66	1:56.218	15
29	12	3	Simon GURNEY	MG A Sebring	16	32:04.115	1 lap	9.530	67.32	1:57.631	5
30	28	2	Clive COCKS	WSM Sprite	15	30:23.501	2 laps	1 lap	66.60	1:57.390	5
31	75	2	Pat ARCULUS	Lotus Elite	15	30:34.335	2 laps	10.834	66.20	1:57.102	4
32	87	3	Nigel BANCROFT	MGA	15	30:35.724	2 laps	1.389	66.15	1:58.879	12
33	10	4	Terry BRYANT	MG A Roadster	14	30:56.641	3 laps	1 lap	61.05	2:09.013	4
NOT CLASSIFIED											
DNF	27	4	Bob ALLEN	MG B	10	19:15.400	7 laps	4 laps	70.07	1:49.716	4
DNF	80	4	Alex QUATTLEBAUM	Elva Courier	7	13:01.764	10 laps	3 laps	72.49	1:47.787	5
FASTEST LAP											
22	4	Tom SMITH	MG B	3	1:44.417	77.53 mph	124.78 kph				
6	5	John ANDON	Triumph TR4	17	1:47.756	75.13 mph	120.91 kph				
7	2	Brian ARCULUS	WSM Midget	13	1:53.546	71.30 mph	114.75 kph				
12	3	Simon GURNEY	MG A Sebring	5	1:57.631	68.82 mph	110.76 kph				

Weather / Track : Cloudy / Dry

These results are provisional until the conclusion of any judicial and technical matters.

Silverstone International  
Circuit Length = 2.2490 miles  
Start: 12:58 End: 13:31

Clerk of Course :	Timekeeper :
-------------------	--------------

# Signtec Trophy Race for 50's & 60's Sports Cars

## RACE 11 - LAP CHART

Lap 1			Lap 2			Lap 3			Lap 4			Lap 5		
No	Behind	Laptime	No	Behind	Laptime	No	Behind	Laptime	No	Behind	Laptime	No	Behind	Laptime
22		1:53.585	22		1:44.813	22		1:44.417	22		1:45.732	22		1:44.770
44	0.986	1:54.571	44	2.582	1:46.409	44	4.092	1:45.927	44	4.215	1:45.855	10	1 LAP	2:09.013
69	2.056	1:55.641	1	4.395	1:46.526	1	6.065	1:46.087	1	6.622	1:46.289	44	5.699	1:46.254
1	2.682	1:56.267	69	4.974	1:47.731	69	6.878	1:46.321	69	7.116	1:45.970	1	8.230	1:46.378
84	3.339	1:56.924	84	5.857	1:47.331	84	8.034	1:46.594	84	9.236	1:46.934	69	8.579	1:46.233
35	4.465	1:58.050	35	8.205	1:48.553	35	12.250	1:48.462	30	15.733	1:48.932	84	11.598	1:47.132
73	5.760	1:59.345	30	9.545	1:47.432	30	12.533	1:47.405	35	16.225	1:49.707	30	18.709	1:47.746
74	6.532	2:00.117	73	10.713	1:49.766	73	15.587	1:49.291	73	20.137	1:50.282	35	19.785	1:48.330
30	6.926	2:00.511	74	12.471	1:50.752	74	17.941	1:49.887	74	21.487	1:49.278	73	25.680	1:50.313
27	8.648	2:02.233	64	14.189	1:50.228	64	19.474	1:49.702	6	22.783	1:47.984	6	26.273	1:48.260
64	8.774	2:02.359	27	14.784	1:50.949	6	20.531	1:49.666	64	23.689	1:49.947	74	27.235	1:50.518
6	9.643	2:03.228	6	15.282	1:50.452	17	21.681	1:50.111	17	24.684	1:48.735	64	28.150	1:49.231
17	11.171	2:04.756	17	15.987	1:49.629	27	22.221	1:51.854	27	26.205	1:49.716	17	28.686	1:48.772
26	12.234	2:05.819	26	16.886	1:49.465	26	22.404	1:49.935	26	26.715	1:50.043	80	29.884	1:47.787
80	12.658	2:06.243	80	18.539	1:50.694	80	23.564	1:49.442	80	26.867	1:49.035	27	31.865	1:50.430
65	12.937	2:06.522	65	20.043	1:51.919	65	25.662	1:50.036	65	30.021	1:50.091	26	32.515	1:50.570
25	13.330	2:06.915	25	20.258	1:51.741	25	25.949	1:50.108	25	30.185	1:49.968	65	35.412	1:50.161
66	14.186	2:07.771	77	21.749	1:51.421	77	26.924	1:49.592	77	30.827	1:49.635	77	36.078	1:50.021
77	15.141	2:08.726	66	23.065	1:53.692	66	30.635	1:51.987	66	37.773	1:52.870	25	37.398	1:51.983
38	16.437	2:10.022	38	25.468	1:53.844	38	35.373	1:54.322	38	42.258	1:52.617	66	45.116	1:52.113
63	17.449	2:11.034	63	26.802	1:54.166	5	36.321	1:53.685	5	43.104	1:52.515	38	49.946	1:52.458
5	18.176	2:11.761	5	27.053	1:53.690	63	39.167	1:56.782	63	47.792	1:54.357	5	50.910	1:52.576
83	18.440	2:12.025	83	28.776	1:55.149	83	39.363	1:55.004	98	48.626	1:54.049	98	56.946	1:53.090
60	19.366	2:12.951	60	30.633	1:56.080	98	40.309	1:53.533	83	49.332	1:55.701	63	57.379	1:54.357
7	19.718	2:13.303	98	31.193	1:54.735	60	42.293	1:56.077	60	52.092	1:55.531	83	58.592	1:54.030
88	21.101	2:14.686	7	31.763	1:56.858	7	44.397	1:57.051	7	55.959	1:57.294	60	1:03.241	1:55.919
98	21.271	2:14.856	52	34.346	1:57.276	52	46.250	1:56.321	52	56.907	1:56.389	52	1:08.015	1:55.878
52	21.883	2:15.468	56	36.267	1:58.880	56	49.183	1:57.333	56	59.238	1:55.787	7	1:09.229	1:58.040
56	22.200	2:15.785	88	37.898	2:01.610	12	52.698	1:58.395	12	1:05.062	1:58.096	56	1:09.862	1:55.394
28	22.821	2:16.406	12	38.720	1:59.414	68	52.953	1:58.483	68	1:05.992	1:58.771	12	1:17.923	1:57.631
12	24.119	2:17.704	68	38.887	1:59.392	88	53.983	2:00.502	88	1:06.111	1:57.860	68	1:18.503	1:57.281
68	24.308	2:17.893	75	42.140	1:59.835	75	56.010	1:58.287	75	1:07.380	1:57.102	88	1:19.337	1:57.996
75	27.118	2:20.703	87	46.606	2:02.005	87	1:04.006	2:01.817	28	1:16.809	1:58.049	75	1:19.889	1:57.279
87	29.414	2:22.999	28	49.706	2:11.698	28	1:04.492	1:59.203	87	1:21.049	2:02.775	28	1:29.429	1:57.390
10	30.577	2:24.162	10	55.185	2:09.421	10	1:21.705	2:10.937				87	1:37.897	2:01.618

# Signtec Trophy Race for 50's & 60's Sports Cars

## RACE 11 - LAP CHART

Lap 6			Lap 7			Lap 8			Lap 9			Lap 10		
No	Behind	Laptime	No	Behind	Laptime	No	Behind	Laptime	No	Behind	Laptime	No	Behind	Laptime
22		1:46.128	22		1:44.575	22		1:46.473	22		1:47.142	22		1:46.693
44	6.505	1:46.934	75	1 LAP	2:17.581	88	1 LAP	1:58.862	44	8.465	1:46.352	60	1 LAP	1:57.832
1	8.789	1:46.687	44	8.260	1:46.330	44	9.255	1:47.468	68	1 LAP	2:00.842	52	1 LAP	1:55.776
69	8.979	1:46.528	87	1 LAP	2:01.192	28	1 LAP	1:58.649	1	10.468	1:46.823	56	1 LAP	1:57.517
84	12.196	1:46.726	1	10.575	1:46.361	1	10.787	1:46.685	12	1 LAP	2:00.857	7	1 LAP	1:57.495
30	20.610	1:48.029	69	11.300	1:46.896	69	12.407	1:47.580	69	11.809	1:46.544	44	8.393	1:46.621
35	21.339	1:47.682	84	14.250	1:46.629	84	14.523	1:46.746	84	14.133	1:46.752	69	12.758	1:47.642
10	1 LAP	2:12.107	30	25.106	1:49.071	75	1 LAP	2:00.523	88	1 LAP	1:58.819	84	14.960	1:47.520
6	30.049	1:49.904	35	25.883	1:49.119	87	1 LAP	2:00.770	28	1 LAP	1:57.928	1	18.152	1:54.377
73	31.060	1:51.508	6	35.036	1:49.562	30	28.314	1:49.681	35	30.484	1:48.767	68	1 LAP	1:59.736
74	31.310	1:50.203	74	35.855	1:49.120	35	28.859	1:49.449	75	1 LAP	1:58.730	12	1 LAP	2:00.231
64	32.017	1:49.995	64	36.992	1:49.550	6	38.042	1:49.479	87	1 LAP	2:02.139	88	1 LAP	1:58.278
80	32.334	1:48.578	80	37.744	1:49.985	74	38.778	1:49.396	30	38.760	1:57.588 P	35	33.125	1:49.334
17	33.036	1:50.478	73	38.265	1:51.780	64	40.094	1:49.575	6	39.288	1:48.388	28	1 LAP	1:59.601
27	35.895	1:50.158	17	38.738	1:50.277	17	42.437	1:50.172	74	40.128	1:48.492	6	42.395	1:49.800
26	36.347	1:49.960	26	42.785	1:51.013	73	42.526	1:50.734	64	43.245	1:50.293	74	43.490	1:50.055
77	39.048	1:49.098	27	43.542	1:52.222	26	45.733	1:49.421	17	44.635	1:49.340	64	47.589	1:51.037
65	39.943	1:50.659	77	44.295	1:49.822	77	48.564	1:50.742	73	46.060	1:50.676	75	1 LAP	2:02.643
25	40.431	1:49.161	65	45.080	1:49.712	65	49.678	1:51.071	26	48.319	1:49.728	17	48.554	1:50.612
66	51.741	1:52.753	25	46.331	1:50.475	25	50.588	1:50.730	77	50.954	1:49.532	73	49.720	1:50.353
38	55.933	1:52.115	10	1 LAP	2:12.945	27	51.051	1:53.982	65	51.935	1:49.399	30	51.477	1:59.410
5	57.573	1:52.791	66	1:01.735	1:54.569	66	1:08.478	1:53.216	25	53.395	1:49.949	87	1 LAP	2:01.382
98	1:03.413	1:52.595	38	1:03.515	1:52.157	38	1:10.448	1:53.406	27	1:02.716	1:58.807	26	52.405	1:50.779
63	1:05.890	1:54.639	5	1:06.539	1:53.541	5	1:14.814	1:54.748	66	1:14.548	1:53.212	77	53.975	1:49.714
83	1:08.329	1:55.865	98	1:11.374	1:52.536	10	1 LAP	2:10.451	38	1:15.393	1:52.087	65	54.879	1:49.637
60	1:13.873	1:56.760	63	1:16.810	1:55.495	98	1:18.588	1:53.687	5	1:23.755	1:56.083	25	57.345	1:50.643
52	1:18.924	1:57.037	83	1:19.842	1:56.088	63	1:24.089	1:53.752	98	1:28.357	1:56.911	66	1:20.034	1:52.179
56	1:20.899	1:57.165	60	1:25.941	1:56.643	83	1:29.612	1:56.243	63	1:32.976	1:56.029	38	1:20.887	1:52.187
7	1:21.061	1:57.960	52	1:31.010	1:56.661	60	1:37.622	1:58.154	83	1:39.520	1:57.050	27	1:31.072	2:15.049 P
12	1:29.678	1:57.883	56	1:31.517	1:55.193	52	1:40.707	1:56.170	10	1 LAP	2:14.066	5	1:31.088	1:54.026
68	1:30.042	1:57.667	7	1:31.894	1:55.408	56	1:40.966	1:55.922				98	1:34.308	1:52.644
88	1:35.178	2:01.969	68	1:42.250	1:56.783	7	1:41.477	1:56.056				63	1:41.439	1:55.156
28	1:42.946	1:59.645	12	1:43.961	1:58.858									

# Signtec Trophy Race for 50's & 60's Sports Cars

## RACE 11 - LAP CHART

Lap 11			Lap 12			Lap 13			Lap 14			Lap 15		
No	Behind	Laptime	No	Behind	Laptime	No	Behind	Laptime	No	Behind	Laptime	No	Behind	Laptime
22		1:45.113	22		1:45.328	22		1:45.124	22		1:46.513	22		1:46.959
83	1 LAP	1:57.372	63	1 LAP	1:55.576	98	1 LAP	1:52.632	5	1 LAP	1:53.573	87	2 LAPS	1:58.897
44	10.737	1:47.457	44	13.409	1:48.000	5	1 LAP	1:54.799	98	1 LAP	1:57.065	66	1 LAP	1:53.226
60	1 LAP	1:56.327	83	1 LAP	1:57.125	44	15.878	1:47.593	44	15.835	1:46.470	38	1 LAP	1:53.745
52	1 LAP	1:56.290	69	17.471	1:47.003	63	1 LAP	1:56.785	69	19.469	1:47.091	44	15.444	1:46.568
69	15.796	1:48.151	84	19.131	1:47.659	69	18.891	1:46.544	84	22.159	1:46.854	5	1 LAP	1:54.153
7	1 LAP	1:56.726	1	22.881	1:47.598	84	21.818	1:47.811	1	24.461	1:46.269	69	19.313	1:46.803
84	16.800	1:46.953	52	1 LAP	1:57.052	1	24.705	1:46.948	63	1 LAP	1:56.649	84	21.886	1:46.686
56	1 LAP	1:58.000	60	1 LAP	2:00.859	83	1 LAP	1:55.881	83	1 LAP	1:57.795	1	23.712	1:46.210
1	20.611	1:47.572	56	1 LAP	1:56.995	52	1 LAP	1:56.079	52	1 LAP	1:55.954	98	1 LAP	1:57.624
10	2 LAPS	2:12.529	7	1 LAP	1:58.390	60	1 LAP	1:55.398	60	1 LAP	1:54.750	63	1 LAP	1:55.403
68	1 LAP	1:57.544	35	41.384	1:49.232	56	1 LAP	1:55.709	56	1 LAP	1:53.934	83	1 LAP	1:56.118
35	37.480	1:49.468	68	1 LAP	1:59.833	7	1 LAP	1:55.814	7	1 LAP	1:53.546	35	50.688	1:49.824
12	1 LAP	1:58.642	6	50.185	1:48.807	35	45.958	1:49.698	35	47.823	1:48.378	52	1 LAP	1:55.668
88	1 LAP	1:57.609	74	51.144	1:48.980	6	53.063	1:48.002	6	55.223	1:48.673	7	1 LAP	1:54.630
6	46.706	1:49.424	12	1 LAP	1:59.725	74	54.119	1:48.099	74	56.265	1:48.659	56	1 LAP	1:55.687
74	47.492	1:49.115	88	1 LAP	1:59.510	68	1 LAP	1:56.232	64	1:07.612	1:50.173	6	56.099	1:47.835
28	1 LAP	2:00.524	10	2 LAPS	2:13.042	64	1:03.952	1:50.879	30	1:08.328	1:48.059	60	1 LAP	1:56.531
64	52.876	1:50.400	64	58.197	1:50.649	17	1:05.766	1:51.568	17	1:08.799	1:49.546	74	57.923	1:48.617
17	54.614	1:51.173	17	59.322	1:50.036	73	1:06.623	1:51.337	73	1:10.113	1:50.003	30	1:08.985	1:47.616
73	55.244	1:50.637	73	1:00.410	1:50.494	30	1:06.782	1:49.390	77	1:10.388	1:49.199	64	1:11.141	1:50.488
30	55.468	1:49.104	77	1:02.199	1:49.495	88	1 LAP	1:59.580	26	1:11.908	1:49.827	17	1:11.975	1:50.135
26	57.216	1:49.924	30	1:02.516	1:52.376	77	1:07.702	1:50.627	68	1 LAP	1:58.965	77	1:12.102	1:48.673
77	58.032	1:49.170	26	1:02.968	1:51.080	12	1 LAP	2:00.627	65	1:13.695	1:50.890	73	1:15.084	1:51.930
65	59.957	1:50.191	65	1:04.969	1:50.340	26	1:08.594	1:50.750	25	1:17.131	1:50.755	26	1:15.202	1:50.253
25	1:03.960	1:51.728	28	1 LAP	2:02.175	65	1:09.318	1:49.473	88	1 LAP	1:56.856	65	1:16.285	1:49.549
75	1 LAP	2:01.352	25	1:08.407	1:49.775	25	1:12.889	1:49.606	12	1 LAP	1:58.735	25	1:21.100	1:50.928
87	1 LAP	2:00.180	75	1 LAP	1:59.339	28	1 LAP	1:59.970	28	1 LAP	2:01.445	68	1 LAP	1:56.692
66	1:27.004	1:52.083	87	1 LAP	1:59.303	10	2 LAPS	2:13.420	10	2 LAPS	2:09.974	88	1 LAP	1:57.543
38	1:27.649	1:51.875	66	1:35.784	1:54.108	75	1 LAP	2:00.164	75	1 LAP	1:58.823	12	1 LAP	1:58.687
5	1:40.701	1:54.726	38	1:36.218	1:53.897	87	1 LAP	1:58.879						
98	1:41.618	1:52.423				66	1:43.177	1:52.517						
						38	1:44.761	1:53.667						

# Signtec Trophy Race for 50's & 60's Sports Cars

## RACE 11 - LAP CHART

Lap 16			Lap 17		
No	Behind	Laptime	No	Behind	Laptime
22		1:46.187	22		1:48.236
28	2 LAPS	2:00.689	66	1 LAP	1:52.678
66	1 LAP	1:53.648	28	2 LAPS	2:00.129
38	1 LAP	1:54.923	44	16.496	1:48.639
75	2 LAPS	2:01.497	69	19.882	1:47.449
87	2 LAPS	2:00.789	38	1 LAP	1:54.957
44	16.093	1:46.836	1	23.309	1:47.398
69	20.669	1:47.543	84	23.552	1:48.879
84	22.909	1:47.210	75	2 LAPS	2:00.477
1	24.147	1:46.622	87	2 LAPS	2:00.979
10	3 LAPS	2:14.240	5	1 LAP	1:54.954
5	1 LAP	1:53.994	98	1 LAP	1:56.905
98	1 LAP	1:56.478	10	3 LAPS	2:10.334
63	1 LAP	1:56.789	35	55.201	1:49.865
35	53.572	1:49.071	63	1 LAP	1:56.221
83	1 LAP	1:55.408	6	58.347	1:47.756
6	58.827	1:48.915	74	1:01.614	1:48.494
74	1:01.356	1:49.620	83	1 LAP	1:56.585
7	1 LAP	1:54.000	7	1 LAP	1:54.110
52	1 LAP	1:55.412	52	1 LAP	1:53.975
56	1 LAP	1:56.390	30	1:12.524	1:48.587
60	1 LAP	1:56.749	56	1 LAP	1:55.200
30	1:12.173	1:49.375	60	1 LAP	1:55.873
64	1:14.726	1:49.772	77	1:15.393	1:48.813
77	1:14.816	1:48.901	64	1:16.980	1:50.490
17	1:16.550	1:50.762	17	1:19.473	1:51.159
26	1:18.901	1:49.886	26	1:20.508	1:49.843
65	1:19.272	1:49.174	65	1:21.605	1:50.569
25	1:25.988	1:51.075	25	1:28.537	1:50.785
73	1:32.355	2:03.458	73	1:38.382	1:54.263
68	1 LAP	1:59.895	68	1 LAP	1:57.375
88	1 LAP	1:56.218	88	1 LAP	1:56.687
12	1 LAP	1:58.755	12	1 LAP	1:59.875

# Farol's John Deere Invitation Race

## RACE 12 - CLASSIFICATION

POS	NO	CL	NAME	ENTRY	LAPS	TIME	GAP	DIFF	MPH	BEST	ON
1	36	A	Colin JONES	MG A Twin Cam	8	14:02.874			76.84	1:43.233	2
2	82	A	Steve SMITH	MG A Mk.1 Roadster	8	14:04.941	2.067	2.067	76.65	1:43.802	2
3	30	C	Ron CODY	MG A Roadster	8	14:38.316	35.442	33.375	73.74	1:48.391	2
4	38	A	Neil CAWTHORN	MGA Roadster	8	14:54.391	51.517	16.075	72.41	1:47.435	6
5	17	B	Alex QUATTLEBAUM	MG Leco Sport	8	15:23.348	1:20.474	28.957	70.14	1:52.099	5
6	2	E	John BUSSEY	MG TC	8	15:23.906	1:21.032	0.558	70.10	1:51.812	5
7	9	E	George EDNEY	MG TB	8	15:24.111	1:21.237	0.205	70.08	1:52.273	8
8	23	B	David CLEWLEY	MG Parson-MG	8	15:25.753	1:22.879	1.642	69.96	1:52.016	8
9	25	E	Tim PATCHETT	MG TA	8	15:26.265	1:23.391	0.512	69.92	1:53.337	5
10	53	A	Richard THORNE	Morgan Plus 4	8	15:35.942	1:33.068	9.677	69.20	1:54.177	6
11	32	C	Anthony BINNINGTON	MG A Twin Cam Le Mans	8	15:37.738	1:34.864	1.796	69.07	1:54.730	8
12	1	B	Stuart DEAN	MG Dick Jackobs Special	8	15:38.551	1:35.677	0.813	69.01	1:54.488	4
13	27	D	Bob ALLEN	MG TC	8	15:47.439	1:44.565	8.888	68.36	1:54.185	6
14	55	A	Tony RIVERS	Morgan 4/4 Series 5	8	15:48.156	1:45.282	0.717	68.31	1:54.535	6
15	96	B	John BISHOP	MG PA/TC	8	15:48.542	1:45.668	0.386	68.28	1:55.046	8
16	8	E	Stephen BARLOW	MG TC	8	15:56.959	1:54.085	8.417	67.68	1:55.161	8
17	69	E	Peter HOUSE	MG TC	7	14:04.182	1 lap	1 lap	67.13	1:52.528	5
18	7	C	Barry CARTER	MG A Roadster	7	14:09.364	1 lap	5.182	66.72	1:57.949	3
19	97	E	Jonathan HARMER	MG TF	7	14:12.104	1 lap	2.740	66.51	1:58.826	7
20	14	E	Richard GREEN	MG TC	7	14:12.528	1 lap	0.424	66.47	1:55.910	6
21	227	C	Bruce CHAPMAN	MG A Mille Miglia	7	14:13.676	1 lap	1.148	66.38	1:56.566	6
22	11	E	Alistair NAYLOR	MG TC Midget	7	14:16.955	1 lap	3.279	66.13	1:58.391	6
23	95	D	Charles HARMER	MG TF	7	14:18.910	1 lap	1.955	65.98	1:58.433	7
24	229	C	Steve DIXON	MG A Mille Miglia	7	14:25.135	1 lap	6.225	65.50	1:58.772	6
25	26	D	Jeffrey MARSDEN	MG TC	7	14:37.537	1 lap	12.402	64.58	2:00.694	7
26	89	C	David C KEELING	MG A Roadster	7	16:07.715	1 lap	1:30.178	58.56	2:13.670	4
NOT CLASSIFIED											
DNF	35	B	Tom DARK	MG Q	6	11:34.404	2 laps	1 lap	69.95	1:52.136	5
DNF	52	E	Andrew COX	MG TC	5	10:40.641	3 laps	1 lap	63.18	1:57.332	3
DNF	28	E	David BISHOP	MG TC	2	4:38.164	6 laps	3 laps	58.21	2:12.977	1
DNF	88	E	Peter EDNEY	MG TF	2	4:39.573	6 laps	1.409	57.91	2:06.260	1
DNF	50	B	Dennis BRON	MGA TC	2	7:42.972	6 laps	3:03.399	34.97		
DNF	71	E	Chris OWEN	MG TA/C	1	3:07.969	7 laps	1 lap	43.07		
FASTEST LAP											
36	A	Colin JONES	MG A Twin Cam		2	1:43.233		78.42 mph		126.21 kph	
30	C	Ron CODY	MG A Roadster		2	1:48.391		74.69 mph		120.21 kph	
2	E	John BUSSEY	MG TC		5	1:51.812		72.41 mph		116.53 kph	
23	B	David CLEWLEY	MG Parson-MG		8	1:52.016		72.27 mph		116.32 kph	
27	D	Bob ALLEN	MG TC		6	1:54.185		70.90 mph		114.11 kph	

Weather / Track : Cloudy / Dry

These results are provisional until the conclusion of any judicial and technical matters.

Silverstone International  
Circuit Length = 2.2490 miles  
Start: 13:46 End: 14:02

Clerk of Course :	Timekeeper :
-------------------	--------------

# Farol's John Deere Invitation Race

## RACE 12 - LAP CHART

Lap 1			Lap 2			Lap 3			Lap 4			Lap 5		
No	Behind	Laptime	No	Behind	Laptime	No	Behind	Laptime	No	Behind	Laptime	No	Behind	Laptime
36		1:52.764	36		1:43.233	36		1:43.238	36		1:43.432	36		1:44.327
82	1.588	1:54.352	82	2.157	1:43.802	82	2.825	1:43.906	89	1 LAP	2:14.309	82	4.848	1:45.422
30	2.887	1:55.651	30	8.045	1:48.391	30	14.032	1:49.225	82	3.753	1:44.360	30	24.431	1:49.395
69	10.845	2:03.609	9	21.818	1:53.923	9	31.347	1:52.767	30	19.363	1:48.763	89	1 LAP	2:13.670
35	11.039	2:03.803	69	22.503	1:54.891	69	32.268	1:53.003	50	2 LAPS	5:19.667 P	38	44.759	1:47.782
9	11.128	2:03.892	2	23.551	1:55.475	38	33.697	1:50.227	38	41.304	1:51.039	69	51.108	1:52.528
2	11.309	2:04.073	35	24.135	1:56.329	35	35.311	1:54.414	69	42.907	1:54.071	9	53.166	1:53.761
25	12.812	2:05.576	25	25.006	1:55.427	25	36.191	1:54.423	9	43.732	1:55.817	35	54.171	1:52.136
88	13.496	2:06.260	17	26.614	1:55.694	17	36.796	1:53.420	35	46.362	1:54.483	17	55.125	1:52.099
17	14.153	2:06.917	38	26.708	1:49.944	53	41.562	1:55.071	17	47.353	1:53.989	25	57.012	1:53.337
32	16.002	2:08.766	53	29.729	1:55.741	2	42.383	2:02.070	25	48.002	1:55.243	2	59.956	1:51.812
53	17.221	2:09.985	32	30.258	1:57.489	32	42.415	1:55.395	2	52.471	1:53.520	23	1:01.788	1:52.345
1	18.610	2:11.374	1	31.511	1:56.134	23	42.629	1:54.201	23	53.770	1:54.573	53	1:04.101	1:54.553
52	19.715	2:12.479	23	31.666	1:54.481	1	44.108	1:55.835	53	53.875	1:55.745	32	1:05.104	1:54.801
27	19.826	2:12.590	27	33.214	1:56.621	27	45.377	1:55.401	32	54.630	1:55.647	1	1:06.013	1:55.176
38	19.997	2:12.761	55	36.148	1:57.324	55	47.957	1:55.047	1	55.164	1:54.488	27	1:07.147	1:55.001
28	20.213	2:12.977	52	36.282	1:59.800	96	48.451	1:55.193	27	56.473	1:54.528	96	1:12.912	1:55.988
23	20.418	2:13.182	96	36.496	1:57.859	52	50.376	1:57.332	96	1:01.251	1:56.232	55	1:14.343	1:55.023
97	21.700	2:14.464	97	38.226	1:59.759	7	53.866	1:57.949	55	1:03.647	1:59.122	8	1:22.801	1:57.197
96	21.870	2:14.634	7	39.155	1:58.657	97	54.728	1:59.740	52	1:07.383	2:00.439	7	1:24.765	1:59.665
55	22.057	2:14.821	229	43.539	2:01.629	8	58.035	1:56.964	7	1:09.427	1:58.993	97	1:26.914	1:59.262
7	23.731	2:16.495	95	43.922	2:01.918	229	59.780	1:59.479	8	1:09.931	1:55.328	14	1:31.505	1:59.163
229	25.143	2:17.907	8	44.309	2:01.966	11	1:00.520	1:59.434	97	1:11.979	2:00.683	229	1:31.838	2:00.067
95	25.237	2:18.001	11	44.324	2:01.742	14	1:01.248	1:59.480	229	1:16.098	1:59.750	227	1:32.493	1:58.902
8	25.576	2:18.340	14	45.006	2:01.995	95	1:01.849	2:01.165	14	1:16.669	1:58.853	11	1:32.968	1:58.816
11	25.815	2:18.579	227	45.863	2:01.531	227	1:02.832	2:00.207	227	1:17.918	1:58.518	95	1:34.614	1:59.516
14	26.244	2:19.008	26	51.249	2:06.068	26	1:11.777	2:03.766	11	1:18.479	2:01.391			
227	27.565	2:20.329	28	1:02.167	2:25.187 P				95	1:19.425	2:01.008			
26	28.414	2:21.178	88	1:03.576	2:33.313 P				26	1:30.366	2:02.021			
50	30.541	2:23.305 P	89	1:12.471	2:15.636									
89	40.068	2:32.832												
71	1:15.205	3:07.969 P												

# Farol's John Deere Invitation Race

## RACE 12 - LAP CHART

Lap 6			Lap 7			Lap 8		
No	Behind	Laptime	No	Behind	Laptime	No	Behind	Laptime
36		1:44.948	36		1:45.004	36		1:45.928
26	1 LAP	2:02.688	229	1 LAP	1:58.772	69	1 LAP	2:26.440 P
82	4.052	1:44.152	11	1 LAP	1:58.391	82	2.067	1:44.857
52	1 LAP	2:30.591 P	82	3.138	1:44.090	7	1 LAP	1:58.719
30	28.356	1:48.873	95	1 LAP	1:58.869	97	1 LAP	1:58.826
38	47.246	1:47.435	26	1 LAP	2:01.122	14	1 LAP	1:58.119
89	1 LAP	2:14.001	30	32.299	1:48.947	227	1 LAP	1:57.623
35	1:02.462	1:53.239	38	49.977	1:47.735	11	1 LAP	1:58.602
9	1:03.500	1:55.282	17	1:14.080	1:55.185	95	1 LAP	1:58.433
17	1:03.899	1:53.722	2	1:14.750	1:52.692	229	1 LAP	2:07.531
69	1:05.800	1:59.640	9	1:14.892	1:56.396	26	1 LAP	2:00.694
25	1:05.963	1:53.899	25	1:15.570	1:54.611	30	35.442	1:49.071
2	1:07.062	1:52.054	23	1:16.791	1:52.430	38	51.517	1:47.468
23	1:09.365	1:52.525	53	1:23.551	1:55.225	17	1:20.474	1:52.322
53	1:13.330	1:54.177	32	1:26.062	1:55.804	2	1:21.032	1:52.210
32	1:15.262	1:55.106	1	1:26.630	1:55.708	9	1:21.237	1:52.273
1	1:15.926	1:54.861	89	1 LAP	2:19.204	23	1:22.879	1:52.016
27	1:16.384	1:54.185	27	1:35.211	2:03.831	25	1:23.391	1:53.749
96	1:23.165	1:55.201	55	1:36.001	1:57.075	53	1:33.068	1:55.445
55	1:23.930	1:54.535	96	1:36.550	1:58.389	32	1:34.864	1:54.730
8	1:33.735	1:55.882	8	1:44.852	1:56.121	1	1:35.677	1:54.975
7	1:38.703	1:58.886				27	1:44.565	1:55.282
97	1:41.336	1:59.370				55	1:45.282	1:55.209
14	1:42.467	1:55.910				96	1:45.668	1:55.046
227	1:44.111	1:56.566				8	1:54.085	1:55.161
						89	1 LAP	2:18.063

# Coys Double 60 Race for Pre66 Sports & GT Cars - Race 2

## RACE 13 - CLASSIFICATION

POS	NO	CL	NAME	ENTRY	LAPS	TIME	GAP	DIFF	MPH	BEST	ON
1	28		<b>CLARK/WELCH</b>	E-Type	32	55:53.724			77.25	1:40.566	9
2	59		<b>KING/WORTHINGTON</b>	Aston Martin DB4	31	56:11.599	1 lap	1 lap	74.44	1:42.554	29
3	44		<b>PEARCY/COTTINGHAM</b>	MGB	31	57:25.184	1 lap	1:13.585	72.85	1:46.136	12
4	24		<b>MILLIGAN/POOLE</b>	HWM Jaguar WORKS	30	56:40.696	2 laps	1 lap	71.42	1:46.797	28
5	27		<b>Neil CUNNINGHAM</b>	E-Type Freddie Owen Special	30	56:41.658	2 laps	0.962	71.40	1:48.603	30
6	99		<b>BIANCHI/BIANCHI</b>	MGB	30	57:21.272	2 laps	39.614	70.58	1:47.469	30
7	29		<b>DUTTON/DUTTON</b>	Lotus 11	30	57:27.724	2 laps	6.452	70.44	1:49.523	26
8	19		<b>Bill KIRKPATRICK</b>	MGB	30	57:31.023	2 laps	3.299	70.38	1:49.803	11
9	31		<b>JOHNSON/SURTEES</b>	MGB	29	56:01.611	3 laps	1 lap	69.84	1:48.970	25
10	35		<b>Robert GATE</b>	E-Type	29	56:43.779	3 laps	42.168	68.98	1:51.348	27
11	39		<b>SIDERY-SMITH/ROGERS</b>	MGB Le Mans	29	56:48.481	3 laps	4.702	68.88	1:51.767	26
12	37		<b>Gavin HENDERSON</b>	Austin Healey 3000	29	56:49.684	3 laps	1.203	68.86	1:45.310	29
NOT CLASSIFIED											
DNC	4		<b>SALVAGE/PATTINSON</b>	TVR Griffith	15	27:51.409	17 laps	14 laps	72.66	1:41.206	15
FASTEST LAP											
	28		<b>CLARK/WELCH</b>	E-Type	9	1:40.566			80.50 mph	129.56 kph	

Weather / Track : Bright / Dry

These results are provisional until the conclusion of any judicial and technical matters.

Silverstone International  
Circuit Length = 2.2490 miles  
Start: 14:12 End: 15:10

Clerk of Course :		Timekeeper :
-------------------	--	--------------

## Coys Double 60 Race for Pre66 Sports & GT Cars - Race 2

### RACE 13 - LAP CHART

Lap 1			Lap 2			Lap 3			Lap 4			Lap 5		
No	Behind	Laptime	No	Behind	Laptime	No	Behind	Laptime	No	Behind	Laptime	No	Behind	Laptime
28		1:48.513	28		1:40.833	28		1:40.763	28		1:40.868	28		1:40.734
44	7.576	1:56.089	44	13.728	1:46.985	4	17.336	1:44.240	4	20.032	1:43.564	4	22.289	1:42.991
27	10.237	1:58.750	4	13.859	1:44.285	44	21.183	1:48.218	44	27.248	1:46.933	44	33.563	1:47.049
4	10.407	1:58.920	59	19.283	1:48.909	59	26.615	1:48.095	59	33.528	1:47.781	59	39.029	1:46.235
59	11.207	1:59.720	27	21.548	1:52.144	27	30.946	1:50.161	27	40.255	1:50.177	27	49.852	1:50.331
29	15.019	2:03.532	29	25.600	1:51.414	29	35.372	1:50.535	29	45.187	1:50.683	29	54.089	1:49.636
24	15.293	2:03.806	24	28.553	1:54.093	24	40.671	1:52.881	24	52.557	1:52.754	24	1:04.192	1:52.369
19	15.740	2:04.253	19	29.485	1:54.578	19	41.413	1:52.691	19	52.967	1:52.422	19	1:04.910	1:52.677
35	18.357	2:06.870	35	33.103	1:55.579	35	46.551	1:54.211	35	1:00.035	1:54.352	35	1:13.507	1:54.206
39	19.449	2:07.962	39	33.905	1:55.289	39	47.503	1:54.361	39	1:01.450	1:54.815	37	1:13.904	1:53.027
31	20.670	2:09.183	31	35.332	1:55.495	37	48.206	1:53.099	37	1:01.611	1:54.273	39	1:14.945	1:54.229
99	21.032	2:09.545	99	35.588	1:55.389	31	49.749	1:55.180	31	1:02.536	1:53.655	31	1:15.762	1:53.960
37	21.488	2:10.001	37	35.870	1:55.215	99	50.182	1:55.357	99	1:02.765	1:53.451	99	1:15.991	1:53.960

# Coys Double 60 Race for Pre66 Sports & GT Cars - Race 2

## RACE 13 - LAP CHART

Lap 6			Lap 7			Lap 8			Lap 9			Lap 10		
No	Behind	Laptime	No	Behind	Laptime	No	Behind	Laptime	No	Behind	Laptime	No	Behind	Laptime
28		1:40.978	28		1:40.937	28		1:40.780	28		1:40.566	28		1:41.187
4	23.726	1:42.415	4	25.551	1:42.762	31	1 LAP	1:53.772	37	1 LAP	1:51.567	24	1 LAP	1:50.926
44	39.002	1:46.417	44	45.300	1:47.235	39	1 LAP	1:56.716	35	1 LAP	1:53.261	19	1 LAP	1:50.792
59	44.281	1:46.230	59	49.808	1:46.464	4	27.388	1:42.617	99	1 LAP	1:52.563	37	1 LAP	1:50.560
27	58.855	1:49.981	27	1:07.726	1:49.808	44	51.737	1:47.217	31	1 LAP	1:52.688	35	1 LAP	1:51.965
29	1:02.679	1:49.568	29	1:12.292	1:50.550	59	55.812	1:46.784	39	1 LAP	1:53.000	99	1 LAP	1:51.842
24	1:14.617	1:51.403	24	1:25.145	1:51.465	27	1:17.156	1:50.210	4	29.483	1:42.661	31	1 LAP	1:52.355
19	1:15.084	1:51.152	19	1:25.714	1:51.567	29	1:22.412	1:50.900	44	57.518	1:46.347	39	1 LAP	1:53.198
37	1:23.627	1:50.701	37	1:33.268	1:50.578	24	1:35.433	1:51.068	59	1:01.281	1:46.035	4	43.510	1:55.214 P
35	1:26.072	1:53.543	35	1:38.574	1:53.439	19	1:36.270	1:51.336	27	1:27.152	1:50.562	44	1:03.530	1:47.199
39	1:27.706	1:53.739	99	1:40.090	1:53.240				29	1:32.500	1:50.654	59	1:06.064	1:45.970
99	1:27.787	1:52.774										27	1:36.236	1:50.271
31	1:28.227	1:53.443												

# Coys Double 60 Race for Pre66 Sports & GT Cars - Race 2

## RACE 13 - LAP CHART

Lap 11			Lap 12			Lap 13			Lap 14			Lap 15		
No	Behind	Laptime	No	Behind	Laptime	No	Behind	Laptime	No	Behind	Laptime	No	Behind	Laptime
28		1:40.844	28		1:41.380	28		1:40.675	28		1:41.412	28		1:41.085
29	1 LAP	1:59.438 P	27	1 LAP	1:50.756	29	2 LAPS	3:15.434	29	2 LAPS	1:52.486	29	2 LAPS	1:51.893
24	1 LAP	1:49.994	24	1 LAP	1:50.012	27	1 LAP	1:50.089	27	1 LAP	1:50.666	24	2 LAPS	3:13.755
19	1 LAP	1:50.463	19	1 LAP	1:49.803	19	1 LAP	1:52.958	37	1 LAP	1:49.240	27	1 LAP	1:57.267 P
37	1 LAP	1:50.045	37	1 LAP	1:50.001	37	1 LAP	1:49.263	4	1 LAP	1:43.088	4	1 LAP	1:41.556
99	1 LAP	1:53.723	4	1 LAP	3:20.200	24	1 LAP	1:59.115 P	19	1 LAP	1:58.536 P	37	1 LAP	1:50.396
35	1 LAP	1:54.708	99	1 LAP	1:52.348	4	1 LAP	1:45.690	99	1 LAP	1:53.148	35	2 LAPS	3:23.378
31	1 LAP	1:53.388	35	1 LAP	1:54.766	99	1 LAP	1:52.703	39	1 LAP	1:54.715	99	1 LAP	1:52.999
39	1 LAP	1:52.194	31	1 LAP	1:54.719	31	1 LAP	1:54.650	31	1 LAP	1:55.564	59	1 LAP	3:14.431
44	1:10.164	1:47.478	39	1 LAP	1:52.901	39	1 LAP	1:54.455	44	1:26.632	1:47.102	39	1 LAP	1:53.997
59	1:11.526	1:46.306	44	1:14.920	1:46.136	35	1 LAP	2:06.437 P				44	1:32.274	1:46.727
			59	1:16.825	1:46.679	44	1:20.942	1:46.697				31	1 LAP	2:02.665 P
						59	1:34.239	1:58.089 P						

# Coys Double 60 Race for Pre66 Sports & GT Cars - Race 2

## RACE 13 - LAP CHART

Lap 16			Lap 17			Lap 18			Lap 19			Lap 20		
No	Behind	Laptime	No	Behind	Laptime	No	Behind	Laptime	No	Behind	Laptime	No	Behind	Laptime
28		1:41.104	28		1:40.779	28		1:52.069 P	28		3:10.488	28		1:45.196
29	2 LAPS	1:51.529	39	2 LAPS	1:55.826	39	2 LAPS	1:55.239	31	2 LAPS	1:50.838	99	2 LAPS	3:08.011
24	2 LAPS	1:49.186	27	2 LAPS	3:14.402	27	2 LAPS	1:50.194	44	15.030	1:46.192	44	16.086	1:46.252
19	2 LAPS	3:09.974	29	2 LAPS	1:52.661	24	2 LAPS	1:49.495	35	2 LAPS	1:52.325	31	2 LAPS	1:50.560
4	1 LAP	1:41.206	24	2 LAPS	1:48.822	29	2 LAPS	1:53.951	27	1 LAP	1:49.781	35	2 LAPS	1:53.836
37	1 LAP	1:49.993	19	2 LAPS	1:52.197	19	2 LAPS	1:52.559	39	1 LAP	2:09.818 P	27	1 LAP	1:50.055
59	1 LAP	1:43.563	37	1 LAP	1:56.954 P	59	1 LAP	1:44.480	24	1 LAP	1:49.084	37	1 LAP	1:47.277
35	2 LAPS	1:55.093	59	1 LAP	1:44.976	31	2 LAPS	1:51.423	37	1 LAP	1:46.885	24	1 LAP	1:49.930
99	1 LAP	1:52.947	31	2 LAPS	3:17.421	44	1:39.326	1:46.512	19	1 LAP	1:52.845	19	1 LAP	1:50.662
44	1:38.059	1:46.889	35	2 LAPS	1:52.366	35	2 LAPS	1:52.736	29	1 LAP	1:54.198	29	1 LAP	1:52.015
			44	1:44.883	1:47.603	99	1 LAP	2:01.874 P	59	1:44.572	1:45.067	59	1:43.638	1:44.262
			99	1 LAP	1:53.543	39	1 LAP	1:55.025						
						27	1 LAP	1:49.830						

Weather / Track : Bright / Dry

www.tsl-timing.com

Page 4 of 7

Silverstone International  
 Circuit Length = 2.2490 miles  
 Start: 14:12 End: 15:10

Printed - 15.10 Sunday, 12 July 2009

# Coys Double 60 Race for Pre66 Sports & GT Cars - Race 2

## RACE 13 - LAP CHART

Lap 21			Lap 22			Lap 23			Lap 24			Lap 25		
No	Behind	Laptime	No	Behind	Laptime	No	Behind	Laptime	No	Behind	Laptime	No	Behind	Laptime
28		1:43.839	28		1:43.998	28		1:42.804	28		1:42.426	28		1:40.949
99	2 LAPS	1:48.218	59	1 LAP	1:44.737	59	1 LAP	1:44.803	59	1 LAP	1:42.567	59	1 LAP	1:43.007
44	25.946	1:53.699 P	99	2 LAPS	1:48.034	19	2 LAPS	1:53.666	19	2 LAPS	1:50.479	19	2 LAPS	1:50.900
31	2 LAPS	1:50.435	31	2 LAPS	1:50.660	29	2 LAPS	1:53.678	29	2 LAPS	1:51.269	29	2 LAPS	1:50.694
35	2 LAPS	1:54.665	35	2 LAPS	1:53.483	44	1 LAP	3:14.659	44	1 LAP	1:51.566	44	1 LAP	1:50.747
39	2 LAPS	3:19.568	39	2 LAPS	1:52.183	99	2 LAPS	1:47.910	99	2 LAPS	1:48.911	99	2 LAPS	1:47.735
27	1 LAP	1:50.713	27	1 LAP	1:49.719	31	2 LAPS	1:50.672	31	2 LAPS	1:49.974	31	2 LAPS	1:49.939
37	1 LAP	1:46.159	37	1 LAP	1:46.178	35	2 LAPS	1:53.766	35	2 LAPS	1:52.866	35	2 LAPS	1:52.926
24	1 LAP	1:48.369	24	1 LAP	1:48.456	39	2 LAPS	1:52.175	39	2 LAPS	1:52.918	39	2 LAPS	1:51.853
19	1 LAP	1:50.784				37	1 LAP	1:46.276	37	1 LAP	1:46.638	27	1 LAP	1:49.872
29	1 LAP	1:52.071				27	1 LAP	1:50.674	27	1 LAP	1:49.349			
						24	1 LAP	1:48.675	24	1 LAP	1:49.345			

# Coys Double 60 Race for Pre66 Sports & GT Cars - Race 2

## RACE 13 - LAP CHART

Lap 26			Lap 27			Lap 28			Lap 29			Lap 30		
No	Behind	Laptime	No	Behind	Laptime	No	Behind	Laptime	No	Behind	Laptime	No	Behind	Laptime
28		1:40.922	28		1:41.284	28		1:42.073	28		1:41.535	28		1:40.740
24	2 LAPS	1:48.911	39	3 LAPS	1:51.998	35	3 LAPS	1:53.133	59	1 LAP	1:42.694	59	1 LAP	1:42.554
59	1 LAP	1:42.825	27	2 LAPS	1:49.511	39	3 LAPS	1:52.010	35	3 LAPS	1:52.203	35	3 LAPS	1:51.348
19	2 LAPS	1:49.889	59	1 LAP	1:42.770	59	1 LAP	1:44.661	39	3 LAPS	1:51.767	39	3 LAPS	1:51.914
29	2 LAPS	1:52.975	24	2 LAPS	1:48.741	27	2 LAPS	1:50.216	27	2 LAPS	1:49.171	27	2 LAPS	1:49.468
37	2 LAPS	2:34.557 P	19	2 LAPS	1:51.202	24	2 LAPS	1:48.300	24	2 LAPS	1:48.045	24	2 LAPS	1:46.797
99	2 LAPS	1:49.063	29	2 LAPS	1:50.008	37	3 LAPS	3:21.499	37	3 LAPS	1:45.950	37	3 LAPS	1:45.413
44	1 LAP	1:51.914	99	2 LAPS	1:47.532	19	2 LAPS	1:51.239	19	2 LAPS	1:51.869	19	2 LAPS	1:51.103
31	2 LAPS	1:50.170	44	1 LAP	1:48.680	29	2 LAPS	1:49.523	99	2 LAPS	1:49.355	99	2 LAPS	1:49.457
35	2 LAPS	1:52.950	31	2 LAPS	1:48.970	99	2 LAPS	1:48.152	29	2 LAPS	1:49.624	29	2 LAPS	1:49.868
						44	1 LAP	1:49.142	44	1 LAP	1:49.313	44	1 LAP	1:48.864
						31	2 LAPS	1:49.218	31	2 LAPS	1:49.776	31	2 LAPS	1:49.943

## Coys Double 60 Race for Pre66 Sports & GT Cars - Race 2

### RACE 13 - LAP CHART

Lap 31			Lap 32		
No	Behind	Laptime	No	Behind	Laptime
28		1:40.707	28		1:41.256
59	1 LAP	1:42.623	31	3 LAPS	1:50.895
35	3 LAPS	1:51.633	59	1 LAP	1:43.529
24	2 LAPS	1:47.998	24	2 LAPS	1:48.246
27	2 LAPS	1:48.927	27	2 LAPS	1:48.603
39	3 LAPS	1:52.302	35	3 LAPS	1:51.735
37	3 LAPS	1:45.319	39	3 LAPS	1:52.314
19	2 LAPS	1:50.031	37	3 LAPS	1:45.310
99	2 LAPS	1:50.019	99	2 LAPS	1:47.469
29	2 LAPS	1:50.408	44	1 LAP	1:50.426
44	1 LAP	1:48.897	29	2 LAPS	1:53.110
			19	2 LAPS	1:57.472

# MGCC Peter Best Insurance Challenge

## RACE 14 - CLASSIFICATION

POS	NO	CL	NAME	ENTRY	LAPS	TIME	GAP	DIFF	MPH	BEST	ON
1	66	C	Simon CRIPPS	MG BGT V8	8	13:45.571			78.45	1:40.944	5
2	70	C	Dan LUDLOW	Rover Metro Gti	8	13:45.944	<b>0.373</b>	0.373	78.42	1:41.112	5
3	11	B	David BROOKE	MG BGT	8	14:06.506	<b>20.935</b>	20.562	76.51	1:43.677	8
4	37	C	Barry HOLMES	MG BGT V8	8	14:06.757	<b>21.186</b>	0.251	76.49	1:42.576	8
5	57	C	Rob SPENCER	MG B V8	8	14:10.260	<b>24.689</b>	3.503	76.17	1:43.864	4
6	63	B	Ron MOORCRAFT	MGB MGB	8	14:18.200	<b>32.629</b>	7.940	75.47	1:45.132	3
7	69	B	Peter BRAMBLE	MG B Roadster	8	14:19.897	<b>34.326</b>	1.697	75.32	1:44.548	4
8	33	B	Peter ANDREWS	MG B Roadster	8	14:31.960	<b>46.389</b>	12.063	74.28	1:46.129	8
9	80	C	Robert BEASLEY	MG Midget	8	14:35.674	<b>50.103</b>	3.714	73.96	1:46.650	7
10	32	B	Alan KYSON	MG BGT V8	8	14:35.800	<b>50.229</b>	0.126	73.95	1:46.770	6
11	27	B	Terry BURROWS	MG B Roadster	8	14:40.119	<b>54.548</b>	4.319	73.59	1:47.781	4
12	67	B	Andrew YOUNG	MGC GT	8	14:44.577	<b>59.006</b>	4.458	73.22	1:43.013	6
13	8	A	Lew BERGONZI	MGB Roadster	8	14:46.990	<b>1:01.419</b>	2.413	73.02	1:48.757	4
14	7	C	Blaine NEAVES	MG B Roadster	8	14:47.683	<b>1:02.112</b>	0.693	72.96	1:46.422	4
15	4	C	Ollie NEAVES	MG B Roadster	8	14:47.709	<b>1:02.138</b>	0.026	72.96	1:46.382	4
16	76	F	Paul RIGG	MG F VVC	8	14:52.221	<b>1:06.650</b>	4.512	72.59	1:47.951	4
17	88	F	James BRICE	MG F TF 160	8	14:52.597	<b>1:07.026</b>	0.376	72.56	1:48.650	4
18	87	B	Ben RODZIEWICZ	MG BGT V8	8	14:52.862	<b>1:07.291</b>	0.265	72.54	1:49.130	6
19	47	E	Tony HOWE	MG Metro Turbo	8	14:53.781	<b>1:08.210</b>	0.919	72.46	1:47.948	5
20	15	A	James WALPOLE	MG B Roadster	8	14:54.547	<b>1:08.976</b>	0.766	72.40	1:48.951	5
21	18	A	Simon TINKLER	MG BGT	8	14:54.785	<b>1:09.214</b>	0.238	72.38	1:48.937	8
22	21	C	Mark RAYMENT	MG F Cup	8	14:58.828	<b>1:13.257</b>	4.043	72.06	1:47.660	8
23	38	A	James DARBY	MG BGT	8	15:04.478	<b>1:18.907</b>	5.650	71.61	1:48.987	8
24	22	B	Pat FENN	MG BGT V8	8	15:06.229	<b>1:20.658</b>	1.751	71.47	1:49.923	4
25	71	F	John BINCZYK	MG F	8	15:07.265	<b>1:21.694</b>	1.036	71.39	1:50.624	3
26	26	F	David BROWN	MG F VVC	8	15:08.028	<b>1:22.457</b>	0.763	71.33	1:50.018	3
27	5	A	John E WREGHITT	MG B Roadster	8	15:12.380	<b>1:26.809</b>	4.352	70.99	1:50.172	3
28	13	B	Peter BURCHILL	MG ZS	8	15:13.039	<b>1:27.468</b>	0.659	70.93	1:49.246	8
29	40	A	Clive JONES	MG BGT	8	15:16.765	<b>1:31.194</b>	3.726	70.65	1:50.324	6
30	55	B	Niall CAMPBELL	MG C Roadster	8	15:18.664	<b>1:33.093</b>	1.899	70.50	1:50.466	7
31	51	F	Kevin STIBBARDS	MG F	8	15:21.013	<b>1:35.442</b>	2.349	70.32	1:50.333	7
32	44	A	Alan BROOKE	Rover Metro	8	15:23.099	<b>1:37.528</b>	2.086	70.16	1:52.233	4
33	59	B	Simon POLLEY	MG Midget	8	15:29.539	<b>1:43.968</b>	6.440	69.68	1:52.966	5
34	2	T	John BUSSEY	MG TC	8	15:38.124	<b>1:52.553</b>	8.585	69.04	1:53.462	4
35	74	B	John YEA	MG B Roadster	7	13:47.822	<b>1 lap</b>	1 lap	68.46	1:46.860	6
36	62	B	Roland GRAY	MG B Roadster	7	13:51.749	<b>1 lap</b>	3.927	68.13	1:54.478	2
37	45	A	Alan JONES	Austin Montego Estate	7	13:52.507	<b>1 lap</b>	0.758	68.07	1:54.894	7
38	60	A	Michael PIGGOTT	MG B GT	7	13:55.204	<b>1 lap</b>	2.697	67.85	1:54.231	4
39	31	E	Steve DOWLER	MG Metro	7	13:56.019	<b>1 lap</b>	0.815	67.79	1:54.610	2
40	97	T	Jonathan HARMER	MG TF	7	14:36.070	<b>1 lap</b>	40.051	64.69	1:59.436	2

### NOT CLASSIFIED

DNF 75	B	Max WHITEHOUSE	MG Midget	2	3:57.847	<b>6 laps</b>	5 laps	68.08	1:51.637	2
DNF 3	C	Dan NEAVES	MG B Roadster	0						
DNF 52	B	Robert CAMPBELL	MG Midget	0						
DNF 61	B	Brian RATCLIFF	MG BGT	0						

### FASTEST LAP

66	C	Simon CRIPPS	MG BGT V8	5	1:40.944	80.20 mph	129.07 kph
67	B	Andrew YOUNG	MGC GT	6	1:43.013	78.59 mph	126.48 kph
47	E	Tony HOWE	MG Metro Turbo	5	1:47.948	75.00 mph	120.70 kph
76	F	Paul RIGG	MG F VVC	4	1:47.951	75.00 mph	120.70 kph
8	A	Lew BERGONZI	MGB Roadster	4	1:48.757	74.44 mph	119.80 kph
2	T	John BUSSEY	MG TC	4	1:53.462	71.35 mph	114.83 kph

Weather / Track : Cloudy / Dry

These results are provisional until the conclusion of any judicial and technical matters.

Silverstone International  
Circuit Length = 2.2490 miles  
Start: 15:21 End: 15:37

Clerk of Course :

Timekeeper :

# MGCC Peter Best Insurance Challenge

## RACE 14 - LAP CHART

Lap 1			Lap 2			Lap 3			Lap 4			Lap 5		
No	Behind	Laptime	No	Behind	Laptime	No	Behind	Laptime	No	Behind	Laptime	No	Behind	Laptime
67		1:50.624	66		1:43.016	66		1:41.130	66		1:41.463	66		1:40.944
66	0.332	1:50.956	70	0.408	1:42.682	70	0.421	1:41.143	70	0.185	1:41.227	70	0.353	1:41.112
70	1.074	1:51.698	11	5.001	1:44.806	11	9.113	1:45.242	11	12.154	1:44.504	11	16.172	1:44.962
11	3.543	1:54.167	57	7.465	1:45.830	57	11.235	1:44.900	57	13.636	1:43.864	57	17.594	1:44.902
57	4.983	1:55.607	63	8.433	1:46.190	63	12.435	1:45.132	37	16.722	1:44.439	37	19.063	1:43.285
63	5.591	1:56.215	69	9.156	1:44.801	37	13.746	1:44.915	63	17.439	1:46.467	63	23.001	1:46.506
69	7.703	1:58.327	37	9.961	1:45.116	69	14.859	1:46.833	69	17.944	1:44.548	69	23.457	1:46.457
32	7.995	1:58.619	80	13.984	1:47.567	80	21.827	1:48.973	80	28.659	1:48.295	33	34.806	1:46.594
37	8.193	1:58.817	32	14.107	1:49.460	33	23.529	1:48.716	33	29.156	1:47.090	32	36.288	1:47.393
80	9.765	2:00.389	33	15.943	1:48.783	32	23.915	1:50.938	32	29.839	1:47.387	27	37.891	1:48.086
33	10.508	2:01.132	27	16.754	1:48.873	27	24.431	1:48.807	27	30.749	1:47.781	80	37.954	1:50.239
27	11.229	2:01.853	8	17.152	1:48.943	8	24.928	1:48.906	8	32.222	1:48.757	8	40.310	1:49.032
8	11.557	2:02.181	87	20.085	1:50.932	87	28.553	1:49.598	76	36.193	1:47.951	76	43.973	1:48.724
87	12.501	2:03.125	15	21.025	1:50.987	88	29.701	1:49.293	87	36.628	1:49.538	87	45.018	1:49.334
15	13.386	2:04.010	76	21.209	1:49.742	76	29.705	1:49.626	88	36.888	1:48.650	88	46.107	1:50.163
18	14.481	2:05.105	88	21.538	1:49.649	15	30.141	1:50.246	15	38.251	1:49.573	15	46.258	1:48.951
71	14.784	2:05.408	18	22.755	1:51.622	18	31.114	1:49.489	18	39.146	1:49.495	47	47.223	1:47.948
76	14.815	2:05.439	71	23.322	1:51.886	71	32.816	1:50.624	47	40.219	1:48.468	7	47.854	1:48.114
88	15.237	2:05.861	75	23.875	1:51.637	47	33.214	1:48.085	7	40.684	1:46.422	18	48.100	1:49.898
75	15.586	2:06.210	26	26.064	1:51.693	26	34.952	1:50.018	4	42.281	1:46.382	4	48.269	1:46.932
26	17.719	2:08.343	47	26.259	1:50.925	7	35.725	1:48.291	71	42.913	1:51.560	71	52.746	1:50.777
22	18.409	2:09.033	22	26.307	1:51.246	22	36.998	1:51.821	26	45.263	1:51.774	67	54.381	1:45.087
47	18.682	2:09.306	4	26.594	1:50.985	4	37.362	1:51.898	22	45.458	1:49.923	22	54.983	1:50.469
4	18.957	2:09.581	21	27.577	1:51.778	38	38.105	1:50.971	38	46.466	1:49.824	26	56.856	1:52.537
21	19.147	2:09.771	38	28.264	1:51.658	21	38.333	1:51.886	21	46.594	1:49.724	21	57.107	1:51.457
38	19.954	2:10.578	7	28.564	1:49.573	5	38.865	1:50.172	5	49.620	1:52.218	38	57.526	1:52.004
5	20.639	2:11.263	5	29.823	1:52.532	40	39.726	1:50.589	40	49.969	1:51.706	5	59.144	1:50.468
40	21.342	2:11.966	40	30.267	1:52.273	44	43.911	1:52.597	67	50.238	1:44.938	40	59.778	1:50.753
44	22.279	2:12.903	44	32.444	1:53.513	13	44.083	1:51.956	44	54.681	1:52.233	13	1:05.951	1:51.515
7	22.339	2:12.963	13	33.257	1:53.570	51	44.761	1:51.556	13	55.380	1:52.760	44	1:06.125	1:52.388
2	22.394	2:13.018	51	34.335	1:53.613	55	46.163	1:52.134	51	57.305	1:54.007	51	1:08.428	1:52.067
13	23.035	2:13.659	2	34.817	1:55.771	67	46.763	1:45.910	55	57.610	1:52.910	55	1:08.636	1:51.970
51	24.070	2:14.694	55	35.159	1:53.951	2	47.766	1:54.079	2	59.765	1:53.462	59	1:12.308	1:52.966
55	24.556	2:15.180	59	36.202	1:54.021	59	48.656	1:53.584	59	1:00.286	1:53.093	2	1:13.269	1:54.448
59	25.529	2:16.153	31	38.096	1:54.610	45	53.358	1:55.203	45	1:08.247	1:56.352	45	1:24.189	1:56.886
31	26.834	2:17.458	45	39.285	1:55.181	62	54.297	1:55.097	62	1:08.801	1:55.967	62	1:24.295	1:56.438
45	27.452	2:18.076	62	40.330	1:54.478	31	55.884	1:58.918	31	1:09.667	1:55.246	60	1:24.940	1:55.786
60	28.858	2:19.482	67	41.983	2:25.331	60	57.330	1:55.683	60	1:10.098	1:54.231	31	1:25.575	1:56.852
62	29.200	2:19.824	60	42.777	1:57.267	97	1:07.739	2:02.352	74	1:27.459	1:48.502	74	1:34.198	1:47.683
97	30.429	2:21.053	97	46.517	1:59.436	74	1:20.420	1:48.315	97	1:30.195	2:03.919			
74	1:01.303	2:51.927	74	1:13.235	1:55.280									

Silverstone International  
Circuit Length = 2.2490 miles  
Start: 15:21 End: 15:37

Weather / Track : Cloudy / Dry

# MGCC Peter Best Insurance Challenge

## RACE 14 - LAP CHART

Lap 6			Lap 7			Lap 8		
No	Behind	Laptime	No	Behind	Laptime	No	Behind	Laptime
66		1:42.748	70		1:41.407	66		1:42.863
70	0.197	1:42.592	66	0.847	1:42.451	70	0.373	1:44.083
97	1 LAP	2:02.354	11	20.968	1:44.321	74	1 LAP	1:49.255
11	18.251	1:44.827	37	22.320	1:44.627	62	1 LAP	1:55.152
57	19.192	1:44.346	57	23.814	1:46.226	45	1 LAP	1:54.894
37	19.297	1:42.982	97	1 LAP	2:03.036	60	1 LAP	1:57.236
63	26.437	1:46.184	63	31.063	1:46.230	31	1 LAP	1:56.684
69	27.108	1:46.399	69	32.246	1:46.742	11	20.935	1:43.677
33	39.351	1:47.293	33	43.970	1:46.223	37	21.186	1:42.576
32	40.310	1:46.770	32	46.181	1:47.475	57	24.689	1:44.585
80	41.968	1:46.762	80	47.014	1:46.650	63	32.629	1:45.276
27	43.481	1:48.338	27	49.988	1:48.111	69	34.326	1:45.790
8	46.760	1:49.198	8	55.286	1:50.130	33	46.389	1:46.129
76	50.446	1:49.221	7	57.201	1:46.625	80	50.103	1:46.799
87	51.400	1:49.130	76	58.383	1:49.541	32	50.229	1:47.758
7	52.180	1:47.074	67	58.522	1:45.480	97	1 LAP	2:03.920
88	52.689	1:49.330	4	58.665	1:47.093	27	54.548	1:48.270
15	52.994	1:49.484	87	59.446	1:49.650	67	59.006	1:44.194
4	53.176	1:47.655	88	1:01.990	1:50.905	8	1:01.419	1:49.843
47	53.927	1:49.452	47	1:02.842	1:50.519	7	1:02.112	1:48.621
67	54.646	1:43.013	15	1:03.375	1:51.985	4	1:02.138	1:47.183
18	56.350	1:50.998	18	1:03.987	1:49.241	76	1:06.650	1:51.977
71	1:01.578	1:51.580	21	1:09.307	1:48.197	88	1:07.026	1:48.746
21	1:02.714	1:48.355	22	1:13.096	1:51.615	87	1:07.291	1:51.555
22	1:03.085	1:50.850	38	1:13.630	1:51.406	47	1:08.210	1:49.078
38	1:03.828	1:49.050	71	1:13.812	1:53.838	15	1:08.976	1:49.311
26	1:04.959	1:50.851	26	1:15.107	1:51.752	18	1:09.214	1:48.937
40	1:07.354	1:50.324	40	1:17.204	1:51.454	21	1:13.257	1:47.660
5	1:07.540	1:51.144	5	1:18.125	1:52.189	38	1:18.907	1:48.987
13	1:13.881	1:50.678	13	1:21.932	1:49.655	22	1:20.658	1:51.272
44	1:16.916	1:53.539	55	1:25.851	1:50.466	71	1:21.694	1:51.592
55	1:16.989	1:51.101	51	1:26.936	1:50.333	26	1:22.457	1:51.060
51	1:18.207	1:52.527	44	1:28.146	1:52.834	5	1:26.809	1:52.394
59	1:22.532	1:52.972	59	1:33.942	1:53.014	13	1:27.468	1:49.246
2	1:25.276	1:54.755	2	1:41.273	1:57.601	40	1:31.194	1:57.700
62	1:36.340	1:54.793				55	1:33.093	1:50.952
45	1:37.356	1:55.915				51	1:35.442	1:52.216
60	1:37.711	1:55.519				44	1:37.528	1:53.092
74	1:38.310	1:46.860				59	1:43.968	1:53.736
31	1:39.078	1:56.251				2	1:52.553	1:54.990

# The Luffield MG Trophy Championship - Race 2

## RACE 16 - CLASSIFICATION - AMENDED

POS	NO	CL	NAME	ENTRY	LAPS	TIME	GAP	DIFF	MPH	BEST	ON
1	69	A	Paul LUTI	MG LE 500	8	13:32.267			79.74	1:39.834	3
2	2	B	Christopher BRAY	MG ZR 190	8	13:32.444	0.177	0.177	79.72	1:38.689	6
3	87	B	Colin ROBERTSON	MG ZR 190	8	13:33.202	0.935	0.758	79.64	1:39.022	2
4	92	B	Graham ROSS	MG ZR 190	8	13:33.764	1.497	0.562	79.59	1:39.165	3
5	7	B	Ben JACQUES	MG ZR 190	8	13:33.858	1.591	0.094	79.58	1:39.497	3
6	19	B	Andy RAINE	MG ZR 190	8	13:34.290	2.023	0.432	79.54	1:39.857	2
7	33	B	Jack GOFF	MG ZR 190	8	13:37.471	5.204	3.181	79.23	1:38.989	7
8	18	B	Tony RAINE	MG ZR 190	8	13:40.296	8.029	2.825	78.96	1:39.871	3
9	26	A	Andrew RADFORD	MG TF 190	8	13:46.307	14.040	6.011	78.38	1:41.694	6
10	99	B	Doug COLE	MG ZR 190	8	13:46.842	14.575	0.535	78.33	1:40.474	2
11	83	B	David COULTHARD	MG ZR 190	8	13:48.996	16.729	2.154	78.13	1:40.444	5
12	12	A	Philip STANDISH	MG TF 190	8	13:58.170	25.903	9.174	77.27	1:42.492	5
13	74	C	Mats WAHLGREN	MG ZR 160	8	14:30.017	57.750	31.847	74.44	1:46.633	3
14	55	A	Ashley SHUTTLEWOOD	MG TF 190	8	14:39.870	1:07.603	9.853	73.61	1:44.568	5
15	16	D	Robin WALKER	MG F/TF 160	8	14:41.259	1:08.992	1.389	73.49	1:47.426	3
16	6	C	Charles HAZEL	MG ZR 160	8	14:41.528	1:09.261	0.269	73.47	1:47.054	8
17	30	C	Garath PLAYFORD	MG ZR 160	8	14:49.614	1:17.347	8.086	72.80	1:48.649	7
18	64	C	Julia PENFOLD	MG ZR 160	8	14:51.162	1:18.895	1.548	72.68	1:47.887	7
19	61	C	Jeff PRITCHARD	MG ZR 160	8	14:53.661	1:21.394	2.499	72.47	1:46.897	7
20	82	C	Helen WADDINGTON	MG ZR 160	7	13:27.886	1 lap	1 lap	70.15	1:50.642	6

### NOT CLASSIFIED

DNF	14	A	Bolaji ODUNSI	MGF TF 190	6	10:49.979	2 laps	1 lap	74.73	1:43.314	5
DNF	40	C	ZAK	MG ZR 160	2	3:49.130	6 laps	4 laps	70.67	1:48.995	2

### FASTEST LAP

2	B	Christopher BRAY	MG ZR 190	6	1:38.689	82.03 mph	132.02 kph
69	A	Paul LUTI	MG LE 500	3	1:39.834	81.09 mph	130.51 kph
74	C	Mats WAHLGREN	MG ZR 160	3	1:46.633	75.92 mph	122.19 kph
16	D	Robin WALKER	MG F/TF 160	3	1:47.426	75.36 mph	121.29 kph

Car 2 - 8 second penalty - yellow flag infringements

Weather / Track : Bright / Dry

These results are provisional until the conclusion of any judicial and technical matters.

Silverstone International  
Circuit Length = 2.2490 miles  
Start: 16:32 End: 16:47

Clerk of Course :	Timekeeper :
-------------------	--------------

**The Luffield MG Trophy Championship - Race 2**  
**RACE 16 - LAP CHART**

Lap 1			Lap 2			Lap 3			Lap 4			Lap 5		
No	Behind	Laptime	No	Behind	Laptime	No	Behind	Laptime	No	Behind	Laptime	No	Behind	Laptime
69		1:47.698	69		1:39.842	69		1:39.834	69		1:40.235	2		1:39.844
2	0.859	1:48.557	2	0.385	1:39.368	2	0.322	1:39.771	2	0.221	1:40.134	69	0.664	1:40.729
19	1.722	1:49.420	19	1.737	1:39.857	19	2.392	1:40.489	19	2.068	1:39.911	19	2.444	1:40.441
87	2.697	1:50.395	87	1.877	1:39.022	87	2.611	1:40.568	87	2.717	1:40.341	87	2.601	1:39.949
92	3.659	1:51.357	92	3.902	1:40.085	92	3.233	1:39.165	92	3.282	1:40.284	92	2.904	1:39.687
7	4.022	1:51.720	7	4.155	1:39.975	7	3.818	1:39.497	7	3.766	1:40.183	7	3.212	1:39.511
26	4.458	1:52.156	18	4.656	1:39.921	18	4.693	1:39.871	18	4.486	1:40.028	18	4.293	1:39.872
18	4.577	1:52.275	26	6.468	1:41.852	26	9.174	1:42.540	33	10.342	1:39.737	33	9.604	1:39.327
99	6.267	1:53.965	99	6.899	1:40.474	99	9.440	1:42.375	26	10.880	1:41.941	26	12.562	1:41.747
14	7.153	1:54.851	83	9.718	1:42.021	33	10.840	1:40.400	99	11.575	1:42.370	99	12.958	1:41.448
83	7.539	1:55.237	33	10.274	1:40.431	83	12.102	1:42.218	83	13.170	1:41.303	83	13.549	1:40.444
12	7.744	1:55.442	14	12.372	1:45.061	14	16.753	1:44.215	12	19.748	1:42.649	12	22.175	1:42.492
33	9.685	1:57.383	12	12.712	1:44.810	12	17.334	1:44.456	14	20.240	1:43.722	14	23.489	1:43.314
16	12.102	1:59.800	74	20.718	1:47.505	74	27.517	1:46.633	74	34.496	1:47.214	74	41.614	1:47.183
40	12.437	2:00.135	40	21.590	1:48.995	16	29.839	1:47.426	16	38.273	1:48.669	16	46.811	1:48.603
55	12.602	2:00.300	16	22.247	1:49.987	30	35.646	1:49.810	6	43.438	1:47.937	6	50.591	1:47.218
74	13.055	2:00.753	30	25.670	1:50.353	6	35.736	1:49.460	30	44.258	1:48.847	55	54.310	1:44.568
30	15.159	2:02.857	6	26.110	1:49.657	61	35.963	1:48.532	61	44.607	1:48.879	30	54.837	1:50.644
6	16.295	2:03.993	61	27.265	1:49.709	64	38.271	1:49.496	64	48.582	1:50.546	64	58.192	1:49.675
64	17.085	2:04.783	64	28.609	1:51.366	55	43.984	1:47.638	55	49.807	1:46.058	61	1:04.425	1:59.883
61	17.398	2:05.096	82	34.450	1:55.001	82	50.123	1:55.507	82	1:04.272	1:54.384	82	1:16.047	1:51.840
82	19.291	2:06.989	55	36.180	2:03.420									

**The Luffield MG Trophy Championship - Race 2**  
**RACE 16 - LAP CHART**

Lap 6			Lap 7			Lap 8		
No	Behind	Laptime	No	Behind	Laptime	No	Behind	Laptime
2		1:38.689	2		1:39.225	2		1:38.856
69	3.169	1:41.194	69	5.432	1:41.488	82	1 LAP	1:53.523
87	3.374	1:39.462	87	5.552	1:41.403	69	7.823	1:41.247
19	3.968	1:40.213	19	6.096	1:41.353	87	8.758	1:42.062
92	4.300	1:40.085	92	6.330	1:41.255	92	9.320	1:41.846
7	4.736	1:40.213	7	6.520	1:41.009	7	9.414	1:41.750
18	6.116	1:40.512	18	9.890	1:42.999	19	9.846	1:42.606
33	10.401	1:39.486	33	10.165	1:38.989	33	13.027	1:41.718
26	15.567	1:41.694	26	18.474	1:42.132	18	15.852	1:44.818
83	15.854	1:40.994	83	18.634	1:42.005	26	21.863	1:42.245
99	16.613	1:42.344	99	19.171	1:41.783	99	22.398	1:42.083
12	26.219	1:42.733	12	29.910	1:42.916	83	24.552	1:44.774
14	43.616	1:58.816 P	74	57.457	1:46.787	12	33.726	1:42.672
74	49.895	1:46.970	16	1:06.444	1:48.773	74	1:05.573	1:46.972
16	56.896	1:48.774	55	1:06.883	1:44.795	55	1:15.426	1:47.399
6	59.534	1:47.632	6	1:08.886	1:48.577	16	1:16.815	1:49.227
55	1:01.313	1:45.692	30	1:14.667	1:48.649	6	1:17.084	1:47.054
30	1:05.243	1:49.095	64	1:17.605	1:47.887	30	1:25.170	1:49.359
64	1:08.943	1:49.440	61	1:20.877	1:46.897	64	1:26.718	1:47.969
61	1:13.205	1:47.469				61	1:29.217	1:47.196
82	1:28.000	1:50.642						

# Power Torque Morgan Challenge

## RACE 15 - CLASSIFICATION

POS	NO	CL	NAME	ENTRY	LAPS	TIME	GAP	DIFF	MPH	BEST	ON
1	69	A	Phil HOLLINS	Morgan Plus 8	19	31:03.608			82.54	1:36.677	19
2	13	B	Chris ACKLAM	Morgan Plus 8	19	31:21.382	17.774	17.774	81.76	1:37.164	5
3	66	B	Andrew THOMPSON	Morgan Roadster	19	31:31.960	28.352	10.578	81.30	1:37.104	4
4	87	B	Tony LEES	Morgan Plus 8	19	31:34.980	31.372	3.020	81.17	1:38.216	3
5	96	B	Peter HENRY	Morgan Plus 8	19	31:47.270	43.662	12.290	80.65	1:38.869	17
6	41	B	Robin PEARCE	Morgan Plus 8	19	31:54.534	50.926	7.264	80.34	1:39.351	16
7	19	F	Richard PLANT	Morgan Plus 8	19	31:59.293	55.685	4.759	80.14	1:39.345	9
8	89	B	John EMBERSON	Morgan Roadster	19	32:07.084	1:03.476	7.791	79.82	1:39.950	16
9	6	R	Simon OREBI GANN	Morgan Roadster	19	32:13.474	1:09.866	6.390	79.56	1:40.078	13
10	90	R	Tony RIVERS	Morgan Roadster	19	34:01.899	2:58.291	1:48.425	75.33	1:42.077	2
11	56	C	Steve MCDONALD	Morgan Plus 8	18	31:26.839	1 lap	1 lap	77.23	1:43.366	16
12	71	R	Kelvin LAIDLAW	Morgan Roadster	18	31:29.791	1 lap	2.952	77.11	1:43.442	14
13	61	R	Simon BAINES	Morgan Roadster	18	31:30.695	1 lap	0.904	77.07	1:43.305	5
14	79	R	Ulrich VIERHAUS	Morgan Roadster	18	31:30.957	1 lap	0.262	77.06	1:42.637	11
15	73	R	Roger WHITESIDE	Morgan Roadster	18	31:31.813	1 lap	0.856	77.03	1:43.435	13
16	75	R	Andrew POTTER	Morgan Roadster	18	31:33.079	1 lap	1.266	76.98	1:42.935	13
17	14	C	Tim CLARK	Morgan Plus 8	18	31:34.313	1 lap	1.234	76.93	1:42.950	13
18	4	C	Jonathan EDWARDS	Morgan Plus 8	18	31:36.589	1 lap	2.276	76.84	1:43.553	16
19	34	B	Peter SARGEANT	Morgan Plus 8	18	31:36.704	1 lap	0.115	76.83	1:43.290	15
20	54	C	Philip TISDALL	Morgan Plus 8	18	31:37.261	1 lap	0.557	76.81	1:43.462	8
21	76		Tony HOWARD	Morgan Plus 8	18	31:58.856	1 lap	21.595	75.94	1:44.483	9
22	52	R	Peter TWINHAM	Morgan Lightweight	18	32:36.771	1 lap	37.915	74.47	1:45.407	15
23	42	R	Peter COLE	Morgan Roadster	18	32:37.080	1 lap	0.309	74.46	1:44.718	12
24	17	D	Jack BELLINGER	Morgan Plus 8	18	32:49.153	1 lap	12.073	74.00	1:46.269	2
25	47	R	Peter RAFTER	Morgan Roadster	17	31:43.423	2 laps	1 lap	72.31	1:48.428	13
26	12	E	David PHILLIPS	Morgan Plus 4	17	32:46.755	2 laps	1:03.332	69.98	1:52.935	4

### NOT CLASSIFIED

DNF	16	B	Brett SYNDERCOMBE	Morgan Plus 8	9	15:47.969	10 laps	8 laps	76.86	1:40.258	2
-----	----	---	-------------------	---------------	---	-----------	---------	--------	-------	----------	---

### FASTEST LAP

69	A	Phil HOLLINS	Morgan Plus 8	19	1:36.677	83.74 mph	134.77 kph
66	B	Andrew THOMPSON	Morgan Roadster	4	1:37.104	83.37 mph	134.18 kph
19	F	Richard PLANT	Morgan Plus 8	9	1:39.345	81.49 mph	131.15 kph
6	R	Simon OREBI GANN	Morgan Roadster	13	1:40.078	80.90 mph	130.19 kph
14	C	Tim CLARK	Morgan Plus 8	13	1:42.950	78.64 mph	126.56 kph
76		Tony HOWARD	Morgan Plus 8	9	1:44.483	77.48 mph	124.70 kph
17	D	Jack BELLINGER	Morgan Plus 8	2	1:46.269	76.18 mph	122.61 kph
12	E	David PHILLIPS	Morgan Plus 4	4	1:52.935	71.69 mph	115.37 kph

Weather / Track : Cloudy / Dry

These results are provisional until the conclusion of any judicial and technical matters.

Silverstone International  
Circuit Length = 2.2490 miles  
Start: 15:48 End: 16:22

Clerk of Course :		Timekeeper :	
-------------------	--	--------------	--

**Power Torque Morgan Challenge**  
**RACE 15 - LAP CHART**

Lap 1			Lap 2			Lap 3			Lap 4			Lap 5		
No	Behind	Laptime	No	Behind	Laptime	No	Behind	Laptime	No	Behind	Laptime	No	Behind	Laptime
69		1:45.588	69		1:38.007	69		1:37.879	69		1:37.028	69		1:36.952
66	0.070	1:45.658	66	0.953	1:38.890	66	0.834	1:37.760	66	0.910	1:37.104	66	1.438	1:37.480
13	0.763	1:46.351	13	2.312	1:39.556	13	1.634	1:37.201	13	2.042	1:37.436	13	2.254	1:37.164
87	1.409	1:46.997	87	2.582	1:39.180	87	2.919	1:38.216	87	4.237	1:38.346	87	6.182	1:38.897
19	2.514	1:48.102	19	4.249	1:39.742	19	5.967	1:39.597	19	9.395	1:40.456	19	12.536	1:40.093
16	3.439	1:49.027	16	5.690	1:40.258	16	8.521	1:40.710	16	12.674	1:41.181	16	15.761	1:39.813
96	3.963	1:49.551	96	5.886	1:39.930	96	8.770	1:40.763	96	12.900	1:41.158	41	16.255	1:39.670
41	4.172	1:49.760	41	6.071	1:39.906	41	9.801	1:41.609	41	13.537	1:40.764	16	17.551	1:41.829
6	5.071	1:50.659	6	8.450	1:41.386	6	11.650	1:41.079	6	16.587	1:41.965	6	20.987	1:41.352
89	6.418	1:52.006	89	10.113	1:41.702	89	13.144	1:40.910	89	17.693	1:41.577	89	22.559	1:41.818
90	7.383	1:52.971	90	11.453	1:42.077	90	16.390	1:42.816	90	22.035	1:42.673	90	27.865	1:42.782
71	9.463	1:55.051	71	16.326	1:44.870	71	23.217	1:44.770	71	30.412	1:44.223	71	37.533	1:44.073
61	9.902	1:55.490	56	17.025	1:44.684	56	23.797	1:44.651	56	30.962	1:44.193	56	38.109	1:44.099
56	10.348	1:55.936	61	17.614	1:45.719	75	24.962	1:44.662	75	32.743	1:44.809	75	39.395	1:43.604
14	11.416	1:57.004	75	18.179	1:44.618	61	26.137	1:46.402	61	34.433	1:45.324	61	40.786	1:43.305
75	11.568	1:57.156	14	18.998	1:45.589	14	26.954	1:45.835	14	34.746	1:44.820	14	41.709	1:43.915
73	12.195	1:57.783	54	19.974	1:45.001	4	27.323	1:45.012	4	35.088	1:44.793	4	42.203	1:44.067
54	12.980	1:58.568	4	20.190	1:44.776	54	27.577	1:45.482	54	35.302	1:44.753	73	42.650	1:44.067
4	13.421	1:59.009	73	20.908	1:46.720	73	28.013	1:44.984	73	35.535	1:44.550	54	43.307	1:44.957
76	14.138	1:59.726	34	21.630	1:44.698	34	28.232	1:44.481	34	35.851	1:44.647	34	44.116	1:45.217
34	14.939	2:00.527	79	21.884	1:44.648	79	30.221	1:46.216	79	37.659	1:44.466	79	45.778	1:45.071
79	15.243	2:00.831	76	22.321	1:46.190	76	30.456	1:46.014	76	39.042	1:45.614	76	47.238	1:45.148
17	16.066	2:01.654	17	24.328	1:46.269	17	33.481	1:47.032	17	44.159	1:47.706	17	58.032	1:50.825
52	18.233	2:03.821	52	30.584	1:50.358	52	41.501	1:48.796	52	53.879	1:49.406	52	1:04.764	1:47.837
42	18.728	2:04.316	42	31.157	1:50.436	42	41.783	1:48.505	42	54.205	1:49.450	42	1:05.083	1:47.830
47	19.675	2:05.263	47	32.423	1:50.755	47	45.901	1:51.357	47	1:00.701	1:51.828	47	1:15.008	1:51.259
12	23.894	2:09.482	12	39.384	1:53.497	12	54.495	1:52.990	12	1:10.402	1:52.935	12	1:26.717	1:53.267

**Power Torque Morgan Challenge**  
**RACE 15 - LAP CHART**

Lap 6			Lap 7			Lap 8			Lap 9			Lap 10		
No	Behind	Laptime	No	Behind	Laptime	No	Behind	Laptime	No	Behind	Laptime	No	Behind	Laptime
69		1:37.557	69		1:38.059	69		1:38.016	69		1:38.023	69		1:37.657
66	1.569	1:37.688	66	1.986	1:38.476	66	2.585	1:38.615	52	1 LAP	1:47.868	13	5.061	1:39.547
13	2.069	1:37.372	13	2.460	1:38.450	47	1 LAP	1:51.738	42	1 LAP	1:46.856	66	12.012	1:45.800
87	7.800	1:39.175	12	1 LAP	1:55.105	13	2.896	1:38.452	13	3.171	1:38.298	52	1 LAP	1:49.864
19	14.942	1:39.963	87	9.258	1:39.517	87	11.847	1:40.605	66	3.869	1:39.307	42	1 LAP	1:49.108
96	18.807	1:40.603	19	17.131	1:40.248	19	19.255	1:40.140	17	1 LAP	1:49.406	87	14.148	1:38.875
41	19.242	1:40.544	96	19.897	1:39.149	96	20.991	1:39.110	87	12.930	1:39.106	17	1 LAP	1:47.692
16	21.261	1:41.267	41	20.963	1:39.780	41	23.123	1:40.176	47	1 LAP	1:52.539	19	23.341	1:40.421
6	24.848	1:41.418	16	23.710	1:40.508	12	1 LAP	1:56.577	19	20.577	1:39.345	96	23.593	1:39.287
89	26.004	1:41.002	6	27.936	1:41.147	16	26.731	1:41.037	96	21.963	1:38.995	41	28.290	1:40.659
90	32.404	1:42.096	89	28.888	1:40.943	89	31.504	1:40.632	41	25.288	1:40.188	47	1 LAP	1:52.104
71	44.463	1:44.487	90	37.304	1:42.959	6	31.991	1:42.071	89	33.765	1:40.284	89	36.923	1:40.815
56	44.590	1:44.038	71	51.455	1:45.051	90	42.011	1:42.723	6	34.954	1:40.986	6	37.868	1:40.571
75	46.351	1:44.513	56	51.922	1:45.391	71	57.601	1:44.162	12	1 LAP	1:57.246	90	52.389	1:43.521
61	46.945	1:43.716	75	52.899	1:44.607	56	57.918	1:44.012	90	46.525	1:42.537	12	1 LAP	1:54.519
4	48.428	1:43.782	61	53.445	1:44.559	61	58.905	1:43.476	16	1:00.860	2:12.152 P	56	1:09.237	1:43.516
14	48.559	1:44.407	4	54.510	1:44.141	4	1:00.700	1:44.206	56	1:03.378	1:43.483	71	1:11.916	1:44.703
73	49.088	1:43.995	14	55.197	1:44.697	54	1:01.089	1:43.462	71	1:04.870	1:45.292	61	1:12.847	1:44.591
54	49.780	1:44.030	54	55.643	1:43.922	79	1:01.862	1:43.170	61	1:05.913	1:45.031	54	1:13.661	1:44.740
34	50.687	1:44.128	73	56.451	1:45.422	73	1:02.315	1:43.880	54	1:06.578	1:43.512	73	1:14.127	1:43.991
79	51.018	1:42.797	79	56.708	1:43.749	14	1:03.599	1:46.418	4	1:07.457	1:44.780	79	1:14.794	1:43.133
76	55.212	1:45.531	34	57.517	1:44.889	34	1:04.815	1:45.314	73	1:07.793	1:43.501	4	1:15.533	1:45.733
52	1:16.649	1:49.442	76	1:02.144	1:44.991	75	1:05.118	1:50.235	79	1:09.318	1:45.479	75	1:16.277	1:43.478
42	1:20.091	1:52.565	52	1:28.858	1:50.268	76	1:09.393	1:45.265	14	1:09.944	1:44.368	14	1:16.965	1:44.678
17	1:20.426	1:59.951	42	1:31.513	1:49.481				75	1:10.456	1:43.361	34	1:18.527	1:44.230
47	1:27.223	1:49.772	17	1:33.753	1:51.386				34	1:11.954	1:45.162	76	1:22.895	1:44.699
									76	1:15.853	1:44.483			

# Power Torque Morgan Challenge

## RACE 15 - LAP CHART

Lap 11			Lap 12			Lap 13			Lap 14			Lap 15		
No	Behind	Laptime	No	Behind	Laptime	No	Behind	Laptime	No	Behind	Laptime	No	Behind	Laptime
69		1:37.386	69		1:37.936	69		1:37.765	69		1:37.987	69		1:38.968
13	6.755	1:39.080	13	8.089	1:39.270	76	1 LAP	1:46.731	4	1 LAP	1:43.991	73	1 LAP	1:44.064
66	13.498	1:38.872	66	14.051	1:38.489	12	2 LAPS	1:59.398	13	9.490	1:38.123	75	1 LAP	1:43.496
87	15.436	1:38.674	87	16.424	1:38.924	13	9.354	1:39.030	76	1 LAP	1:46.646	14	1 LAP	1:43.967
52	1 LAP	1:47.776	96	28.946	1:40.441	66	14.310	1:38.024	66	15.407	1:39.084	34	1 LAP	1:44.515
42	1 LAP	1:47.397	19	31.373	1:41.835	87	17.851	1:39.192	87	19.549	1:39.685	54	1 LAP	1:45.396
96	26.441	1:40.234	52	1 LAP	1:48.134	96	31.872	1:40.691	12	2 LAPS	1:55.752	4	1 LAP	1:44.400
17	1 LAP	1:47.515	41	34.638	1:41.945	19	33.812	1:40.204	96	33.494	1:39.609	13	9.420	1:38.898
19	27.474	1:41.519	42	1 LAP	1:49.492	41	37.037	1:40.164	19	36.472	1:40.647	66	15.543	1:39.104
41	30.629	1:39.725	17	1 LAP	1:47.660	52	1 LAP	1:46.032	41	38.898	1:39.848	76	1 LAP	1:45.788
89	39.965	1:40.428	89	42.023	1:39.994	42	1 LAP	1:44.718	89	47.720	1:40.875	87	20.194	1:39.613
6	41.118	1:40.636	6	43.858	1:40.676	89	44.832	1:40.574	52	1 LAP	1:46.793	12	2 LAPS	1:53.198
47	1 LAP	1:52.469	47	1 LAP	1:49.287	6	46.171	1:40.078	6	50.759	1:42.575	96	34.230	1:39.704
90	57.627	1:42.624	90	1:01.910	1:42.219	17	1 LAP	1:47.747	42	1 LAP	1:47.194	19	37.677	1:40.173
56	1:15.756	1:43.905	56	1:21.576	1:43.756	90	1:06.489	1:42.344	17	1 LAP	1:46.912	41	39.349	1:39.419
12	1 LAP	1:54.720	71	1:24.578	1:44.000	47	1 LAP	1:50.333	90	1:10.933	1:42.431	89	49.426	1:40.674
71	1:18.514	1:43.984	61	1:25.612	1:43.935	56	1:27.278	1:43.467	47	1 LAP	1:48.428	6	52.907	1:41.116
61	1:19.613	1:44.152	79	1:25.910	1:43.801	71	1:31.138	1:44.325	56	1:33.316	1:44.025	52	1 LAP	1:45.480
79	1:20.045	1:42.637	73	1:27.549	1:43.714	61	1:31.870	1:44.023	71	1:36.593	1:43.442	42	1 LAP	1:44.955
73	1:21.771	1:45.030	54	1:29.228	1:44.518	79	1:32.205	1:44.060	61	1:37.502	1:43.619	17	1 LAP	1:46.836
54	1:22.646	1:46.371	75	1:29.392	1:44.340	73	1:33.219	1:43.435	79	1:38.537	1:44.319	90	1:18.839	1:46.874
75	1:22.988	1:44.097	14	1:30.103	1:44.330	75	1:34.562	1:42.935				47	1 LAP	1:50.811
14	1:23.709	1:44.130	34	1:30.917	1:43.692	14	1:35.288	1:42.950						
4	1:24.390	1:46.243	4	1:32.019	1:45.565	54	1:36.669	1:45.206						
34	1:25.161	1:44.020				34	1:36.758	1:43.606						
76	1:30.327	1:44.818												

# Power Torque Morgan Challenge

## RACE 15 - LAP CHART

Lap 16			Lap 17			Lap 18			Lap 19		
No	Behind	Laptime	No	Behind	Laptime	No	Behind	Laptime	No	Behind	Laptime
69		1:37.576	69		1:36.868	69		1:37.679	69		1:36.677
56	1 LAP	1:45.135	47	2 LAPS	1:49.540	13	14.998	1:39.235	13	17.774	1:39.453
71	1 LAP	1:43.812	56	1 LAP	1:43.366	56	1 LAP	1:45.315	56	1 LAP	1:43.867
61	1 LAP	1:43.709	71	1 LAP	1:44.625	71	1 LAP	1:44.955	71	1 LAP	1:43.966
79	1 LAP	1:43.700	61	1 LAP	1:44.435	61	1 LAP	1:45.199	61	1 LAP	1:44.010
73	1 LAP	1:43.589	79	1 LAP	1:44.029	79	1 LAP	1:45.105	79	1 LAP	1:43.746
75	1 LAP	1:43.174	13	13.442	1:39.964	73	1 LAP	1:45.305	73	1 LAP	1:43.511
14	1 LAP	1:43.024	73	1 LAP	1:44.272	75	1 LAP	1:45.307	66	28.352	1:42.174
34	1 LAP	1:43.290	75	1 LAP	1:44.751	66	22.855	1:41.382	75	1 LAP	1:43.936
13	10.346	1:38.502	14	1 LAP	1:45.516	14	1 LAP	1:44.675	14	1 LAP	1:43.990
4	1 LAP	1:43.783	34	1 LAP	1:45.029	4	1 LAP	1:43.877	87	31.372	1:41.699
54	1 LAP	1:44.536	4	1 LAP	1:43.553	34	1 LAP	1:44.713	4	1 LAP	1:44.878
66	16.959	1:38.992	54	1 LAP	1:43.762	54	1 LAP	1:44.535	34	1 LAP	1:44.546
87	22.186	1:39.568	66	19.152	1:39.061	47	2 LAPS	1:55.625	54	1 LAP	1:44.510
76	1 LAP	1:48.055	87	24.647	1:39.329	87	26.350	1:39.382	47	2 LAPS	1:50.315
96	36.692	1:40.038	76	1 LAP	1:45.988	96	40.718	1:39.704	96	43.662	1:39.621
19	41.051	1:40.950	96	38.693	1:38.869	76	1 LAP	1:46.417	41	50.926	1:40.465
41	41.124	1:39.351	41	44.852	1:40.596	41	47.138	1:39.965	76	1 LAP	1:46.752
12	2 LAPS	1:53.832	19	46.547	1:42.364	19	51.181	1:42.313	19	55.685	1:41.181
89	51.800	1:39.950	89	55.595	1:40.663	89	59.716	1:41.800	89	1:03.476	1:40.437
6	56.062	1:40.731	6	59.969	1:40.775	6	1:05.430	1:43.140	6	1:09.866	1:41.113
52	1 LAP	1:45.407	12	2 LAPS	1:54.829	12	2 LAPS	1:53.517	52	1 LAP	1:45.650
42	1 LAP	1:45.633	52	1 LAP	1:46.349	52	1 LAP	1:47.490	42	1 LAP	1:45.774
17	1 LAP	1:47.411	42	1 LAP	1:46.399	42	1 LAP	1:46.971	12	2 LAPS	1:55.891
90	1:25.160	1:43.897	17	1 LAP	1:48.145	17	1 LAP	1:47.287	17	1 LAP	1:47.719
			90	1:30.981	1:42.689	90	1:36.430	1:43.128	90	2:58.291	2:58.538 P

# 30 Minute Pit Stop Race for One or Two Drivers

## RACE 17 - CLASSIFICATION

POS	NO	CL	NAME	ENTRY	LAPS	TIME	GAP	DIFF	MPH	BEST	ON
1	68		Mark WRIGHT	Ford Escort RS 1800	18	30:39.259			79.23	1:36.695	5
2	73		WALKER/WAHLGREN	MG ZR 190	18	31:28.668	49.409	49.409	77.16	1:39.163	8
3	22		Pat FENN	BMW E36 M3	18	31:34.969	55.710	6.301	76.90	1:40.199	6
4	99		COLE/BRYNE	MG ZR 190	18	31:55.098	1:15.839	20.129	76.09	1:40.099	6
5	61		LUT/BANKS	MG ZT 520	18	32:19.094	1:39.835	23.996	75.15	1:40.438	5
6	41		Tim PEARCE	Morgan Plus 8	17	30:39.884	1 lap	1 lap	74.80	1:42.497	8
7	8		GAMMONS/CLEMENTS	MG ZR 190	17	30:46.449	1 lap	6.565	74.54	1:39.522	5
8	66		HOLMES/SPENCER	MG BGT V8	17	30:54.571	1 lap	8.122	74.21	1:42.748	13
9	34		Brian CAKEBREAD	MG B Roadster	17	31:05.262	1 lap	10.691	73.79	1:43.183	12
10	37		CRIPPS/HULMES	MG BGT V8	17	31:06.695	1 lap	1.433	73.73	1:41.936	6
11	71		Graham PADDICK	Kougar Jaguar	17	31:12.224	1 lap	5.529	73.51	1:43.556	5
12	18		Charles MARRIOTT	Austin Healey Sprite Mk.1	17	31:19.855	1 lap	7.631	73.21	1:44.444	6
13	36		Peter MALLET	Ford Capri 3.0S	17	31:33.494	1 lap	13.639	72.69	1:45.080	5
14	35		Gordon BRUCE	MGB Unknown	17	32:11.137	1 lap	37.643	71.27	1:47.924	6
15	13		BURCHILL/WATSON	MG ZS	16	30:53.849	2 laps	1 lap	69.87	1:43.395	6
16	29		LEWIS/LEWIS	MG B	16	31:07.648	2 laps	13.799	69.36	1:49.783	6
17	39		WATERMAN/WATERMAN	MG ZR 160	16	31:09.463	2 laps	1.815	69.29	1:50.156	12
18	9		OKINES/CROFT	MG B Roadster	16	31:17.201	2 laps	7.738	69.00	1:51.115	15
19	40		Barry John GRAHAM	MG Midget	16	31:43.764	2 laps	26.563	68.04	1:49.586	12
20	17		SMITH/SMITH	MG Montego	16	31:52.869	2 laps	9.105	67.72	1:52.112	14
21	63		Victoria STONES	MGB	16	32:27.329	2 laps	34.460	66.52	1:55.417	5
22	26		McGEE/LASKEY	MG Midget	15	30:55.218	3 laps	1 lap	65.46	1:50.864	12
23	62		GRAY/SIMPSON	MG B Roadster	15	31:28.642	3 laps	33.424	64.30	1:52.930	12

### NOT CLASSIFIED

DNF	6		Charles HAZEL	MG ZR 160	8	16:32.755	10 laps	7 laps	65.24	1:47.501	5
DNF	12		PAGE/HOPE	Austin Healey Sprite Mk.1	8	16:35.949	10 laps	3.194	65.03	1:49.712	2
DNF	30		HENDERSON/HULLETT	Austin Healey Sprite	3	5:24.536	15 laps	5 laps	74.84	1:42.004	2
DNF	38		CONSTANCE/CONSTANCE	Rover Metro 100 GTi	2	4:34.214	16 laps	1 lap	59.05	2:07.682	2
DNF	23		PHILLIPS/BOWKER	MG Metro	0						
DNF	28		WILLIAMS/DAVIES	MG Metro K series	0						

### FASTEST LAP

68	Mark WRIGHT	Ford Escort RS 1800	5	1:36.695	83.73 mph	134.75 kph
----	-------------	---------------------	---	----------	-----------	------------

Weather / Track : Cloudy / Dry

These results are provisional until the conclusion of any judicial and technical matters.

Silverstone International  
Circuit Length = 2.2490 miles  
Start: 17:01 End: 17:33

Clerk of Course :	Timekeeper :
-------------------	--------------

**30 Minute Pit Stop Race for One or Two Drivers**  
**RACE 17 - LAP CHART**

Lap 1			Lap 2			Lap 3			Lap 4			Lap 5		
No	Behind	Laptime	No	Behind	Laptime	No	Behind	Laptime	No	Behind	Laptime	No	Behind	Laptime
68		1:44.391	68		1:36.982	68		1:36.921	68		1:37.473	68		1:36.695
22	5.104	1:49.495	73	9.717	1:41.350	73	12.301	1:39.505	73	14.869	1:40.041	63	1 LAP	1:56.772
73	5.349	1:49.740	22	10.529	1:42.407	22	14.089	1:40.481	22	17.519	1:40.903	73	17.443	1:39.269
61	5.959	1:50.350	61	11.156	1:42.179	61	14.879	1:40.644	61	18.975	1:41.569	22	21.357	1:40.533
30	7.191	1:51.582	30	12.213	1:42.004	99	18.626	1:40.471	99	21.458	1:40.305	61	22.718	1:40.438
71	9.420	1:53.811	99	15.076	1:41.375	30	26.242	1:50.950	6	1 LAP	2:43.652	99	24.976	1:40.213
99	10.683	1:55.074	41	17.921	1:43.096	41	26.310	1:45.310	41	32.830	1:43.993	6	1 LAP	1:48.206
66	10.932	1:55.323	71	17.975	1:45.537	71	27.953	1:46.899	71	35.839	1:45.359	41	40.287	1:44.152
41	11.807	1:56.198	66	21.295	1:47.345	66	29.696	1:45.322	34	37.011	1:44.161	8	40.862	1:39.522
34	14.951	1:59.342	34	22.312	1:44.343	34	30.323	1:44.932	8	38.035	1:40.847	71	42.700	1:43.556
29	21.463	2:05.854	8	30.246	1:41.568	8	34.661	1:41.336	66	39.589	1:47.366	34	44.100	1:43.784
36	23.211	2:07.602	18	33.837	1:46.026	37	44.303	1:45.614	37	49.684	1:42.854	66	48.551	1:45.657
18	24.793	2:09.184	36	34.344	1:48.115	18	45.322	1:48.406	18	53.416	1:45.567	37	55.280	1:42.291
8	25.660	2:10.051	13	34.688	1:45.472	36	45.829	1:48.406	13	54.727	1:45.869	13	1:01.573	1:43.541
6	25.990	2:10.381	37	35.610	1:45.080	13	46.331	1:48.564	36	55.201	1:46.845	18	1:02.081	1:45.360
13	26.198	2:10.589	29	36.707	1:52.226	29	51.043	1:51.257	29	1:04.394	1:50.824	36	1:03.586	1:45.080
39	27.305	2:11.696	12	41.475	1:49.712	12	55.206	1:50.652	39	1:09.347	1:50.795	29	1:18.169	1:50.470
37	27.512	2:11.903	39	42.140	1:51.817	39	56.025	1:50.806	12	1:09.664	1:51.931	35	1:22.447	1:49.218
17	28.441	2:12.832	9	45.141	1:53.162	35	58.885	1:48.409	35	1:09.924	1:48.512	39	1:23.297	1:50.645
12	28.745	2:13.136	17	47.287	1:55.828	9	1:01.436	1:53.216	9	1:16.901	1:52.938	12	1:23.344	1:50.375
9	28.961	2:13.352	35	47.397	1:50.273	17	1:07.176	1:56.810	17	1:25.373	1:55.670	9	1:32.457	1:52.251
62	31.675	2:16.066	62	49.284	1:54.591	62	1:07.322	1:54.959	62	1:25.636	1:55.787			
35	34.106	2:18.497	6	52.750	2:03.742 P	26	1:17.231	1:57.546	26	1:34.910	1:55.152			
63	35.021	2:19.412	26	56.606	1:58.426	40	1:18.249	1:57.786	40	1:35.137	1:54.361			
26	35.162	2:19.553	40	57.384	1:59.188	63	1:18.616	1:57.805						
40	35.178	2:19.569	63	57.732	1:59.693									
38	42.141	2:26.532	38	1:12.841	2:07.682									

### 30 Minute Pit Stop Race for One or Two Drivers

### RACE 17 - LAP CHART

Lap 6			Lap 7			Lap 8			Lap 9			Lap 10		
No	Behind	Laptime	No	Behind	Laptime	No	Behind	Laptime	No	Behind	Laptime	No	Behind	Laptime
68		1:38.144	68		1:38.199	68		1:37.577	68		1:39.476	68		1:52.423 P
62	1 LAP	1:54.828	12	1 LAP	1:56.291	35	1 LAP	1:48.021	63	2 LAPS	2:44.683	17	2 LAPS	2:50.484
17	1 LAP	1:56.449	9	1 LAP	1:52.125	29	1 LAP	1:52.509	29	1 LAP	1:50.579	73	10.698	1:40.611
40	1 LAP	1:52.464	73	20.878	1:40.035	39	1 LAP	1:50.692	35	1 LAP	1:55.232 P	41	1 LAP	1:43.377
26	1 LAP	1:54.994	62	1 LAP	1:54.151	41	1 LAP	2:37.801	41	1 LAP	1:42.497	63	2 LAPS	1:57.637
63	1 LAP	1:55.417	17	1 LAP	1:53.799	73	22.464	1:39.163	73	22.510	1:39.522	66	1 LAP	1:45.245
73	19.042	1:39.743	40	1 LAP	1:52.376	12	1 LAP	1:57.147 P	66	1 LAP	2:35.684	29	1 LAP	1:59.461 P
22	23.412	1:40.199	22	27.292	1:42.079	9	1 LAP	1:52.928	39	1 LAP	1:59.908 P	37	1 LAP	2:41.499
61	25.683	1:41.109	61	28.820	1:41.336	61	32.068	1:40.825	9	1 LAP	1:58.621 P	62	2 LAPS	3:19.193
99	26.931	1:40.099	99	29.352	1:40.620	99	32.698	1:40.923	61	44.140	1:51.548 P	18	1 LAP	2:32.530
6	1 LAP	1:47.501	26	1 LAP	1:56.584	40	1 LAP	1:52.382	99	45.731	1:52.509 P	36	1 LAP	1:46.333
8	43.467	1:40.749	63	1 LAP	2:03.087 P	22	43.181	1:53.466 P	8	49.755	1:40.591	8	46.355	1:49.023 P
71	48.573	1:44.017	8	46.006	1:40.738	62	1 LAP	2:01.882 P	36	1 LAP	2:36.618	35	1 LAP	2:36.006
34	49.405	1:43.449	6	1 LAP	1:47.834	17	1 LAP	2:03.416 P	26	1 LAP	1:53.955	71	1:07.065	1:45.962
66	55.735	1:45.328	34	55.151	1:43.945	8	48.640	1:40.211	40	1 LAP	2:06.055 P	13	1:18.028	1:45.191
41	56.085	1:53.942 P	71	57.599	1:47.225	26	1 LAP	1:55.351	71	1:13.526	1:46.644	26	1 LAP	2:05.483 P
37	59.072	1:41.936	37	1:05.833	1:44.960	6	1 LAP	1:47.608	13	1:25.260	1:45.509	22	1:25.439	1:41.863
13	1:06.824	1:43.395	66	1:11.866	1:54.330 P	71	1:06.358	1:46.336	34	1:27.762	1:52.849 P	39	1 LAP	2:48.100
18	1:08.381	1:44.444	13	1:12.455	1:43.830	34	1:14.389	1:56.815	22	1:35.999	2:32.294	9	1 LAP	2:47.689
36	1:10.787	1:45.345	18	1:16.197	1:46.015	13	1:19.227	1:44.349	6	1 LAP	2:23.831 P	99	1:42.227	2:48.919
29	1:29.808	1:49.783	36	1:30.341	1:57.753 P	37	1:20.977	1:52.721 P	12	1 LAP	3:06.705 P	61	1:48.033	2:56.316
35	1:32.227	1:47.924				18	1:33.528	1:54.908 P				41	1:56.215	1:44.130
39	1:37.622	1:52.469												

# 30 Minute Pit Stop Race for One or Two Drivers

## RACE 17 - LAP CHART

Lap 11			Lap 12			Lap 13			Lap 14			Lap 15		
No	Behind	Laptime	No	Behind	Laptime	No	Behind	Laptime	No	Behind	Laptime	No	Behind	Laptime
73		1:50.825 P	68		1:36.778	68		1:36.742	68		1:37.774	68		1:38.465
17	2 LAPS	1:56.087	36	1 LAP	1:46.956	17	2 LAPS	1:53.350	71	1 LAP	1:45.723	9	2 LAPS	1:51.809
66	1 LAP	1:45.227	26	2 LAPS	3:02.914	18	1 LAP	1:45.102	37	1 LAP	1:45.112	34	1 LAP	1:50.113
40	2 LAPS	2:54.777	62	2 LAPS	1:54.797	40	2 LAPS	1:52.932	18	1 LAP	1:46.180	37	1 LAP	1:45.262
34	1 LAP	2:36.111	35	1 LAP	1:48.673	36	1 LAP	1:46.274	17	2 LAPS	1:52.577	71	1 LAP	1:47.388
63	2 LAPS	1:57.132	73	33.644	2:42.266	63	2 LAPS	1:56.670	40	2 LAPS	1:49.586	18	1 LAP	1:46.300
37	1 LAP	1:45.527	22	38.413	1:41.884	62	2 LAPS	1:53.201	36	1 LAP	1:45.880	40	2 LAPS	1:50.028
18	1 LAP	1:46.148	29	1 LAP	1:53.947	26	2 LAPS	1:54.974	63	2 LAPS	1:55.777	36	1 LAP	1:45.832
62	2 LAPS	1:53.827	99	56.247	1:42.068	73	37.698	1:40.796	73	41.702	1:41.778	17	2 LAPS	1:53.132
36	1 LAP	1:45.886	39	1 LAP	1:51.401	35	1 LAP	1:48.574	26	2 LAPS	1:50.864	73	43.274	1:40.037
68	31.844	2:33.367	61	1:07.466	1:44.498	22	43.335	1:41.664	62	2 LAPS	1:52.930	22	50.173	1:42.564
35	1 LAP	1:48.541	9	1 LAP	1:51.867	13	1 LAP	3:32.342	22	46.074	1:40.513	63	2 LAPS	1:56.341
71	1:01.444	1:55.902 P	41	1:12.948	1:43.434	99	1:01.129	1:41.624	35	1 LAP	1:49.031	35	1 LAP	1:49.189
29	1 LAP	2:40.881	8	1:23.278	1:44.084	29	1 LAP	1:52.866	99	1:05.017	1:41.662	99	1:08.641	1:42.089
22	1:05.151	1:41.235	66	1:25.978	1:43.048	39	1 LAP	1:50.156	13	1 LAP	1:53.995	26	2 LAPS	2:20.843
13	1:08.805	1:52.300 P	34	1:28.356	1:43.183	61	1:15.751	1:45.027	29	1 LAP	1:52.874	61	1:26.617	1:43.607
39	1 LAP	1:51.767	71	1:34.838	2:42.016	41	1:19.482	1:43.276	61	1:21.475	1:43.498	13	1 LAP	1:53.584
99	1:22.801	1:42.097	37	1:35.846	1:44.342	9	1 LAP	1:51.420	41	1:25.630	1:43.922	41	1:30.360	1:43.195
9	1 LAP	1:51.746				8	1:29.505	1:42.969	39	1 LAP	1:52.143	62	2 LAPS	2:27.547
61	1:31.590	1:45.080				66	1:31.984	1:42.748	8	1:34.359	1:42.628	29	1 LAP	1:54.931
41	1:38.136	1:43.444				34	1:35.300	1:43.686	66	1:37.927	1:43.717			
8	1:47.816	3:02.984												
66	1:51.552	1:44.529												
34	1:53.795	1:43.868												
17	1 LAP	1:53.442												
40	1 LAP	1:50.837												
37	2:00.126	1:45.545												
18	2:04.798	1:46.014												
63	1 LAP	1:55.734												

### 30 Minute Pit Stop Race for One or Two Drivers

### RACE 17 - LAP CHART

Lap 16			Lap 17			Lap 18		
No	Behind	Laptime	No	Behind	Laptime	No	Behind	Laptime
68		1:37.970	68		1:39.316	68		1:40.566
8	1 LAP	1:42.619	13	2 LAPS	1:53.591	41	1 LAP	1:43.931
39	2 LAPS	1:52.420	8	1 LAP	1:43.721	8	1 LAP	1:42.808
66	1 LAP	1:44.338	26	3 LAPS	1:57.406	13	2 LAPS	1:51.728
9	2 LAPS	1:51.280	66	1 LAP	1:44.461	66	1 LAP	1:44.903
34	1 LAP	1:43.967	29	2 LAPS	1:55.470	26	3 LAPS	1:51.173
37	1 LAP	1:43.491	39	2 LAPS	1:52.712	34	1 LAP	1:44.682
71	1 LAP	1:45.658	62	3 LAPS	2:04.438	37	1 LAP	1:45.396
18	1 LAP	1:45.799	34	1 LAP	1:46.032	29	2 LAPS	1:53.716
36	1 LAP	1:46.936	37	1 LAP	1:43.162	39	2 LAPS	1:51.936
40	2 LAPS	1:50.734	9	2 LAPS	1:51.115	71	1 LAP	1:45.429
73	45.712	1:40.408	71	1 LAP	1:44.762	9	2 LAPS	1:51.682
17	2 LAPS	1:52.112	18	1 LAP	1:45.625	18	1 LAP	1:46.247
22	53.488	1:41.285	36	1 LAP	1:47.148	62	3 LAPS	2:10.445
99	1:12.123	1:41.452	73	48.638	1:42.242	73	49.409	1:41.337
63	2 LAPS	1:56.336	40	2 LAPS	1:50.748	36	1 LAP	1:46.485
35	1 LAP	1:48.359	22	55.363	1:41.191	22	55.710	1:40.913
61	1:33.248	1:44.601	17	2 LAPS	1:52.853	40	2 LAPS	1:49.941
41	1:36.576	1:44.186	99	1:14.684	1:41.877	17	2 LAPS	1:54.028
			35	1 LAP	1:48.487	99	1:15.839	1:41.721
			63	2 LAPS	1:56.840	35	1 LAP	1:48.191
			61	1:37.022	1:43.090	61	1:39.835	1:43.379
						63	2 LAPS	1:57.993